

WORKSHEET OUTPOST | Grade 1 ELA

Rhyme

CORE-001 | Five questions

Success criteria
I can tell which words rhyme and say a rhyme of my own.

Name: _____ Date: _____

For adults: Read each prompt aloud. Say the sound for any letters between slashes. Children may answer aloud or use counters.

1. Say: boat, coat. Do they rhyme?

2. Say: sun, sock. Do they rhyme?

3. Say a word that rhymes with game.

4. Ask an adult to try the same activity with a new word. Listen to the word and take your turn.

5. Pick a new word. Ask a partner to try the same activity with your word.

You can point, speak, draw, or write. Adults can note any help they give.



WORKSHEET OUTPOST | Grade 1 ELA

Rhyme

CORE-002 | Five questions

Success criteria
I can tell which words rhyme and say a rhyme of my own.

Name: _____ Date: _____

For adults: Read each prompt aloud. Say the sound for any letters between slashes. Children may answer aloud or use counters.

1. Say a word that rhymes with game.

2. Say: sun, sock. Do they rhyme?

3. Say: boat, coat. Do they rhyme?

4. Ask an adult to try the same activity with a new word. Listen to the word and take your turn.

5. Pick a new word. Ask a partner to try the same activity with your word.

You can point, speak, draw, or write. Adults can note any help they give.



WORKSHEET OUTPOST | Grade 1 ELA

Blending Onset and Rime

CORE-003 | Five questions

Success criteria
I can blend the parts of a word and say the whole word.

Name: _____ Date: _____

For adults: Read each prompt aloud. Say the sound for any letters between slashes. Children may answer aloud or use counters.

1. Blend /m/ and /ap/.

2. Blend /s/ and /un/.

3. Blend /f/ and /ish/.

4. Ask an adult to try the same activity with a new word. Listen to the word and take your turn.

5. Pick a new word. Ask a partner to try the same activity with your word.

You can point, speak, draw, or write. Adults can note any help they give.



WORKSHEET OUTPOST | Grade 1 ELA

Blending Onset and Rime

CORE-004 | Five questions

Success criteria
I can blend the parts of a word and say the whole word.

Name: _____ Date: _____

For adults: Read each prompt aloud. Say the sound for any letters between slashes. Children may answer aloud or use counters.

1. Blend /f/ and /ish/.

2. Blend /s/ and /un/.

3. Blend /m/ and /ap/.

4. Ask an adult to try the same activity with a new word. Listen to the word and take your turn.

5. Pick a new word. Ask a partner to try the same activity with your word.

You can point, speak, draw, or write. Adults can note any help they give.



WORKSHEET OUTPOST | Grade 1 ELA

Alliteration

CORE-005 | Five questions

Success criteria
I can name the first sound and find another word that starts the same way.

Name: _____ Date: _____

For adults: Read each prompt aloud. Say the sound for any letters between slashes. Children may answer aloud or use counters.

1. Say: seven silly seals. What first sound repeats?

2. Which begins like moon: map or sun?

3. Make a two-word phrase with the same first sound.

4. Ask an adult to try the same activity with a new word. Listen to the word and take your turn.

5. Pick a new word. Ask a partner to try the same activity with your word.

You can point, speak, draw, or write. Adults can note any help they give.



WORKSHEET OUTPOST | Grade 1 ELA

Alliteration

CORE-006 | Five questions

Success criteria

I can name the first sound and find another word that starts the same way.

Name: _____ Date: _____

For adults: Read each prompt aloud. Say the sound for any letters between slashes. Children may answer aloud or use counters.

1. Make a two-word phrase with the same first sound.

2. Which begins like moon: map or sun?

3. Say: seven silly seals. What first sound repeats?

4. Ask an adult to try the same activity with a new word. Listen to the word and take your turn.

5. Pick a new word. Ask a partner to try the same activity with your word.

You can point, speak, draw, or write. Adults can note any help they give.



WORKSHEET OUTPOST | Grade 1 ELA

Blending Words

CORE-007 | Five questions

Success criteria
I can put the sounds together and say the whole word.

Name: _____ Date: _____

For adults: Read each prompt aloud. Say the sound for any letters between slashes. Children may answer aloud or use counters.

1. Join rain and coat.

2. Join sun and set.

3. Join cup and cake.

4. Ask an adult to try the same activity with a new word. Listen to the word and take your turn.

5. Pick a new word. Ask a partner to try the same activity with your word.

You can point, speak, draw, or write. Adults can note any help they give.



WORKSHEET OUTPOST | Grade 1 ELA

Blending Words

CORE-008 | Five questions

Success criteria
I can put the sounds together and say the whole word.

Name: _____ Date: _____

For adults: Read each prompt aloud. Say the sound for any letters between slashes. Children may answer aloud or use counters.

1. Join cup and cake.

2. Join sun and set.

3. Join rain and coat.

4. Ask an adult to try the same activity with a new word. Listen to the word and take your turn.

5. Pick a new word. Ask a partner to try the same activity with your word.

You can point, speak, draw, or write. Adults can note any help they give.



WORKSHEET OUTPOST | Grade 1 ELA

Deleting Words

CORE-009 | Five questions

Success criteria

I can take away the part I hear and say what is left.

Name: _____ Date: _____

For adults: Read each prompt aloud. Say the sound for any letters between slashes. Children may answer aloud or use counters.

1. Say raincoat without rain.

2. Say cupcake without cake.

3. Say sandbox without sand.

4. Ask an adult to try the same activity with a new word. Listen to the word and take your turn.

5. Pick a new word. Ask a partner to try the same activity with your word.

You can point, speak, draw, or write. Adults can note any help they give.



WORKSHEET OUTPOST | Grade 1 ELA

Deleting Words

CORE-010 | Five questions

Success criteria

I can take away the part I hear and say what is left.

Name: _____ Date: _____

For adults: Read each prompt aloud. Say the sound for any letters between slashes. Children may answer aloud or use counters.

1. Say sandbox without sand.

2. Say cupcake without cake.

3. Say raincoat without rain.

4. Ask an adult to try the same activity with a new word. Listen to the word and take your turn.

5. Pick a new word. Ask a partner to try the same activity with your word.

You can point, speak, draw, or write. Adults can note any help they give.



WORKSHEET OUTPOST | Grade 1 ELA

Blending Phonemes

Success criteria
I can put sounds together to say a word.

CORE-011 | Five questions

Name: _____ Date: _____

For adults: Read each prompt aloud. Say the sound for any letters between slashes. Children may answer aloud or use counters.

1. Blend /s/ /u/ /n/. Use the short u sound.

2. Blend /m/ /a/ /p/. Use the short a sound.

3. Blend /sh/ /i/ /p/. Use the short i sound.

4. Ask an adult to try the same activity with a new word. Listen to the word and take your turn.

5. Pick a new word. Ask a partner to try the same activity with your word.

You can point, speak, draw, or write. Adults can note any help they give.



WORKSHEET OUTPOST | Grade 1 ELA

Blending Phonemes

Success criteria
I can put sounds together to say a word.

CORE-012 | Five questions

Name: _____ Date: _____

For adults: Read each prompt aloud. Say the sound for any letters between slashes. Children may answer aloud or use counters.

1. Blend /sh/ /i/ /p/. Use the short i sound.

2. Blend /m/ /a/ /p/. Use the short a sound.

3. Blend /s/ /u/ /n/. Use the short u sound.

4. Ask an adult to try the same activity with a new word. Listen to the word and take your turn.

5. Pick a new word. Ask a partner to try the same activity with your word.

You can point, speak, draw, or write. Adults can note any help they give.



WORKSHEET OUTPOST | Grade 1 ELA

Segmenting Phonemes

Success criteria
I can say the separate sounds I hear in a word.

CORE-013 | Five questions

Name: _____ Date: _____

For adults: Read each prompt aloud. Say the sound for any letters between slashes. Children may answer aloud or use counters.

1. Say fish. Push one counter for each sound.

2. Say map. Tap each sound.

3. Say stop. Count the sounds.

4. Ask an adult to try the same activity with a new word. Listen to the word and take your turn.

5. Pick a new word. Ask a partner to try the same activity with your word.

You can point, speak, draw, or write. Adults can note any help they give.



WORKSHEET OUTPOST | Grade 1 ELA

Segmenting Phonemes

CORE-014 | Five questions

Success criteria
I can say the separate sounds I hear in a word.

Name: _____ Date: _____

For adults: Read each prompt aloud. Say the sound for any letters between slashes. Children may answer aloud or use counters.

1. Say stop. Count the sounds.

2. Say map. Tap each sound.

3. Say fish. Push one counter for each sound.

4. Ask an adult to try the same activity with a new word. Listen to the word and take your turn.

5. Pick a new word. Ask a partner to try the same activity with your word.

You can point, speak, draw, or write. Adults can note any help they give.



WORKSHEET OUTPOST | Grade 1 ELA

Short a, i

CORE-025 | Five questions

Success criteria

I can read each word and point to the letters that make the target sound.

Name: _____ Date: _____

Practice words: map, fan, bag, cap, jam, pan.

1. Read each word. Mark the letters that show the spelling pattern you are practicing.

2. Choose two words. How are their spellings alike? How are they different?

3. Use one word in a sentence. Read your sentence aloud.

4. Choose a practice word. Say each sound, then read the whole word.

5. Choose a different practice word. Cover it, write it, and check its spelling.

You can point, speak, draw, or write. Adults can note any help they give.



WORKSHEET OUTPOST | Grade 1 ELA

Short a, i

CORE-026 | Five questions

Success criteria

I can read each word and point to the letters that make the target sound.

Name: _____ Date: _____

Practice words: pan, jam, cap, bag, fan, map.

1. Read each word. Mark the letters that show the spelling pattern you are practicing.

2. Choose two words. How are their spellings alike? How are they different?

3. Use one word in a sentence. Read your sentence aloud.

4. Choose a practice word. Say each sound, then read the whole word.

5. Choose a different practice word. Cover it, write it, and check its spelling.

You can point, speak, draw, or write. Adults can note any help they give.



WORKSHEET OUTPOST | Grade 1 ELA

Words with Short a, i

CORE-101 | Five questions

Success criteria
I can read the words, cover them, and spell them from memory.

Name: _____ Date: _____

Practice words: map, fan, bag, cap, jam, pan.

1. Read the words, then cover them. Write each word as an adult says it. Check your spelling.

2. Choose two words. Write a sentence for each.

3. Circle the letters that show the spelling pattern in each word.

4. Choose a practice word. Say each sound, then read the whole word.

5. Choose a different practice word. Cover it, write it, and check its spelling.

You can point, speak, draw, or write. Adults can note any help they give.



WORKSHEET OUTPOST | Grade 1 ELA

Words with Short a, i

CORE-102 | Five questions

Success criteria

I can read the words, cover them, and spell them from memory.

Name: _____ Date: _____

Practice words: pan, jam, cap, bag, fan, map.

1. Read the words, then cover them. Write each word as an adult says it. Check your spelling.

2. Choose two words. Write a sentence for each.

3. Circle the letters that show the spelling pattern in each word.

4. Choose a practice word. Say each sound, then read the whole word.

5. Choose a different practice word. Cover it, write it, and check its spelling.

You can point, speak, draw, or write. Adults can note any help they give.



WORKSHEET OUTPOST | Grade 1 ELA

was, of, you

CORE-177 | Five questions

Success criteria
I can read the words, cover them, and spell them from memory.

Name: _____ Date: _____

Words: was, of, you

1. Read each word. Circle the part you need to remember.

2. Choose two words. Use each word in a sentence aloud.

3. Copy the words. Cover your list. Write each word as an adult reads it aloud.

4. Ask an adult to read the words in a different order. Write each word you hear.

5. Check your spelling. Fix any words you missed.

You can point, speak, draw, or write. Adults can note any help they give.



WORKSHEET OUTPOST | Grade 1 ELA

was, of, you

CORE-178 | Five questions

Success criteria
I can read the words, cover them, and spell them from memory.

Name: _____ Date: _____

Words: was, of, you

1. Ask an adult to read the words in a different order. Write each word you hear.

2. Check your spelling. Fix any words you missed.

3. Use one or two words from the list in a sentence. Read it aloud.

4. Read each word. Circle the part you need to remember.

5. Choose two words. Use each word in a sentence aloud.

You can point, speak, draw, or write. Adults can note any help they give.



WORKSHEET OUTPOST | Grade 1 ELA

Accuracy and Self-Correction

CORE-243 | Five questions

Success criteria
I can read the passage aloud and reread a tricky part so it makes sense.



Name: _____ Date: _____

Nell made a ramp. She put a cart at the top. The cart rolled down. Nell moved the ramp and tried again.

1. Read aloud. Mark a word you need to check.

2. Check the letters, practice the word, and reread the sentence.

3. Read again in phrases. Let punctuation guide your voice.

4. Read the text to a partner at a comfortable pace.

5. Tell what happens without looking.

You can point, speak, draw, or write. Adults can note any help they give.



WORKSHEET OUTPOST | Grade 1 ELA

Accuracy and Self-Correction

CORE-244 | Five questions

Success criteria
I can read the passage aloud and reread a tricky part so it makes sense.

Name: _____ Date: _____

Nell made a ramp. She put a cart at the top. The cart rolled down. Nell moved the ramp and tried again.

1. Read the text to a partner at a comfortable pace.

2. Tell what happens without looking.

3. Reread. Ask your partner what became clearer or smoother.

4. Read aloud. Mark a word you need to check.

5. Check the letters, practice the word, and reread the sentence.

You can point, speak, draw, or write. Adults can note any help they give.



WORKSHEET OUTPOST | Grade 1 ELA

Story Structure

CORE-251 | Five questions

Success criteria
I can retell the beginning, middle, and end of the story in order.

Name: _____ Date: _____

Nell built a small paper bridge between two books. Her toy cart fell through it. Nell folded the paper into a zigzag and tried again. The cart rolled across. Nell smiled and invited Omar to test a heavier cart.

1. Who is the main character?

2. What problem happens?

3. How is it solved?

4. What is the most important idea on this page? Point to a detail that supports it.

5. Ask a question about what you read. Answer it using this page.

You can point, speak, draw, or write. Adults can note any help they give.



WORKSHEET OUTPOST | Grade 1 ELA

Story Structure

CORE-252 | Five questions

Success criteria
I can retell the beginning, middle, and end of the story in order.

Name: _____ Date: _____

Rafi wanted to carry three library books home. His paper bag tore. Mei offered a cloth bag. Rafi put the books inside and held the handles. At home, he drew a thank-you card for Mei.

1. Who helps Rafi?

2. What goes wrong?

3. How does Rafi show thanks?

4. What is the most important idea on this page? Point to a detail that supports it.

5. Ask a question about what you read. Answer it using this page.

You can point, speak, draw, or write. Adults can note any help they give.



WORKSHEET OUTPOST | Grade 1 ELA

Elements of Poetry

CORE-253 | Five questions

Success criteria
I can tell which words rhyme by listening to their endings.

Name: _____ Date: _____

A tiny cart rolls down the track.
I push it out; it rolls right back.
Its silver wheels go click, click, click.
I build a ramp with one flat brick.

1. Find two words that rhyme.

2. How many lines are there?

3. Which word describes a sound you hear more than once?

4. What is the most important idea on this page? Point to a detail that supports it.

5. Ask a question about what you read. Answer it using this page.

You can point, speak, draw, or write. Adults can note any help they give.



WORKSHEET OUTPOST | Grade 1 ELA

Elements of Poetry

CORE-254 | Five questions

Success criteria
I can tell which words rhyme by listening to their endings.

Name: _____ Date: _____

My paper boat floats in a tray.
I blow it gently on its way.
It bumps the edge and turns around.
Its folded sail makes not a sound.

1. Find a rhyming pair.

2. What does the boat do?

3. Read the poem with a steady beat.

4. What is the most important idea on this page? Point to a detail that supports it.

5. Ask a question about what you read. Answer it using this page.

You can point, speak, draw, or write. Adults can note any help they give.



WORKSHEET OUTPOST | Grade 1 ELA

Ask and Answer Questions

CORE-255 | Five questions

Success criteria
I can share an idea, listen to a partner, and ask a question about it.

Name: _____ Date: _____

Nell built a small paper bridge between two books. Her toy cart fell through it. Nell folded the paper into a zigzag and tried again. The cart rolled across. Nell smiled and invited Omar to test a heavier cart.

1. Ask a who question and answer it.

2. Ask why Nell changes the paper.

3. Write a question the story does not answer.

4. What is the most important idea on this page? Point to a detail that supports it.

5. Ask a question about what you read. Answer it using this page.

You can point, speak, draw, or write. Adults can note any help they give.



WORKSHEET OUTPOST | Grade 1 ELA

Ask and Answer Questions

CORE-256 | Five questions

Success criteria
I can share an idea, listen to a partner, and ask a question about it.

Name: _____ Date: _____

Rafi wanted to carry three library books home. His paper bag tore. Mei offered a cloth bag. Rafi put the books inside and held the handles. At home, he drew a thank-you card for Mei.

1. Ask where Rafi goes. Answer it.

2. Ask who helps him. Answer it.

3. Ask a question you would like to ask Mei.

4. What is the most important idea on this page? Point to a detail that supports it.

5. Ask a question about what you read. Answer it using this page.

You can point, speak, draw, or write. Adults can note any help they give.



WORKSHEET OUTPOST | Grade 1 ELA

Author’s Purpose

CORE-257 | Five questions

Success criteria

I can tell why the author wrote the text and point to a clue.

Name: _____ Date: _____

A paper fan has many folds. When it is closed, the folds rest together. When it is opened, the folds spread apart. Moving the fan pushes air toward your face. A wide fan can move more air than a narrow one when moved the same way.

1. Is this mainly teaching facts or telling an imaginary story?

2. Name a detail that helps explain the fan.

3. Why does the writer compare wide and narrow fans?

4. What is the most important idea on this page? Point to a detail that supports it.

5. Ask a question about what you read. Answer it using this page.

You can point, speak, draw, or write. Adults can note any help they give.



WORKSHEET OUTPOST | Grade 1 ELA

Author’s Purpose

CORE-258 | Five questions

Success criteria

I can tell why the author wrote the text and point to a clue.

Name: _____ Date: _____

Rafi wanted to carry three library books home. His paper bag tore. Mei offered a cloth bag. Rafi put the books inside and held the handles. At home, he drew a thank-you card for Mei.

1. Why might someone read this story?

2. Which action shows gratitude without naming it?

3. How does that detail help the ending?

4. What is the most important idea on this page? Point to a detail that supports it.

5. Ask a question about what you read. Answer it using this page.

You can point, speak, draw, or write. Adults can note any help they give.



WORKSHEET OUTPOST | Grade 1 ELA

Response to Text

CORE-317 | Five questions

Success criteria
I can share an idea, listen to a partner, and ask a question about it.

Name: _____ Date: _____

A partner wants to test a paper bridge. You want to make sure both partners can share ideas.

1. Share an idea in a complete sentence.

2. Ask a question about your partner's idea.

3. Add a detail and take another turn. Use a voice your partner can hear.

4. Switch roles. Try the same conversation with a paper boat instead of a bridge.

5. Write or draw one idea your partner shared.

You can point, speak, draw, or write. Adults can note any help they give.



WORKSHEET OUTPOST | Grade 1 ELA

Response to Text

CORE-318 | Five questions

Success criteria
I can share an idea, listen to a partner, and ask a question about it.

Name: _____ Date: _____

A partner wants to test a paper bridge. You want to make sure both partners can share ideas.

1. Switch roles. Try the same conversation with a paper boat instead of a bridge.

2. Write or draw one idea your partner shared.

3. Check: Did you listen, take turns, stay on topic, and use clear words?

4. Share an idea in a complete sentence.

5. Ask a question about your partner's idea.

You can point, speak, draw, or write. Adults can note any help they give.



WORKSHEET OUTPOST | Grade 1 ELA

Collaborative Conversations

CORE-319 | Five questions

Success criteria
I can share an idea, listen to a partner, and ask a question about it.



Name: _____ Date: _____

A partner wants to test a paper bridge. You want to make sure both partners can share ideas.

1. Share an idea in a complete sentence.

2. Ask a question about your partner's idea.

3. Add a detail and take another turn. Use a voice your partner can hear.

4. Switch roles. Try the same conversation with a paper boat instead of a bridge.

5. Write or draw one idea your partner shared.

You can point, speak, draw, or write. Adults can note any help they give.



WORKSHEET OUTPOST | Grade 1 ELA

Collaborative Conversations

CORE-320 | Five questions

Success criteria
I can share an idea, listen to a partner, and ask a question about it.

Name: _____ Date: _____

A partner wants to test a paper bridge. You want to make sure both partners can share ideas.

1. Switch roles. Try the same conversation with a paper boat instead of a bridge.

2. Write or draw one idea your partner shared.

3. Check: Did you listen, take turns, stay on topic, and use clear words?

4. Share an idea in a complete sentence.

5. Ask a question about your partner's idea.

You can point, speak, draw, or write. Adults can note any help they give.



WORKSHEET OUTPOST | Grade 1 ELA

Vocabulary in Conversation

CORE-327 | Five questions

Success criteria
I can explain what a word means and use it in a sentence.

Name: _____ Date: _____

Word meanings: inspect - look closely; repair - fix something broken; balance - keep steady.

1. Use inspect in a sentence or act it out.

2. Use repair in a sentence or act it out.

3. Use balance in a sentence or act it out.

4. Draw or describe someone balancing something.

5. Draw or describe someone fixing something.

You can point, speak, draw, or write. Adults can note any help they give.



WORKSHEET OUTPOST | Grade 1 ELA

Vocabulary in Conversation

Success criteria
I can explain what a word means and use it in a sentence.

CORE-328 | Five questions

Name: _____ Date: _____

Word meanings: inspect - look closely; repair - fix something broken; balance - keep steady.

1. Draw or describe someone balancing something.

2. Draw or describe someone fixing something.

3. Draw or describe someone looking closely at something.

4. Use inspect in a sentence or act it out.

5. Use repair in a sentence or act it out.

You can point, speak, draw, or write. Adults can note any help they give.



WORKSHEET OUTPOST | Grade 1 ELA

Words About Feelings

CORE-331 | Five questions

Success criteria
I can explain what a word means and use it in a sentence.

Name: _____ Date: _____

Use the examples to explain what the words mean.

1. Choose a feeling: Nell smiles after her bridge works.

2. Name a feeling when a bag tears.

3. Say one thing you believe helps a friend.

4. Name a feeling when someone lends you a bag.

5. Use worried in a sentence.

You can point, speak, draw, or write. Adults can note any help they give.



WORKSHEET OUTPOST | Grade 1 ELA

Words About Feelings

CORE-332 | Five questions

Success criteria
I can explain what a word means and use it in a sentence.

Name: _____ Date: _____

Use the examples to explain what the words mean.

1. Name a feeling when someone lends you a bag.

2. Use worried in a sentence.

3. Tell how a feeling differs from a belief.

4. Choose a feeling: Nell smiles after her bridge works.

5. Name a feeling when a bag tears.

You can point, speak, draw, or write. Adults can note any help they give.



WORKSHEET OUTPOST | Grade 1 ELA

Classify and Categorize

CORE-365 | Five questions

Success criteria
I can sort words into groups and explain what belongs together.

Name: _____ Date: _____

Use the examples to explain what the words mean.

1. Sort: apple, pear, hammer, saw. Name both groups.

2. Add one word to each group.

3. Explain your sorting rule.

4. Sort: run, jump, red, blue.

5. Add one to each group.

You can point, speak, draw, or write. Adults can note any help they give.



WORKSHEET OUTPOST | Grade 1 ELA

Classify and Categorize

CORE-366 | Five questions

Success criteria
I can sort words into groups and explain what belongs together.

Name: _____ Date: _____

Use the examples to explain what the words mean.

1. Sort: run, jump, red, blue.

2. Add one to each group.

3. Can a word belong to more than one group? Explain.

4. Sort: apple, pear, hammer, saw. Name both groups.

5. Add one word to each group.

You can point, speak, draw, or write. Adults can note any help they give.



WORKSHEET OUTPOST | Grade 1 ELA

Oral Story

CORE-379 | Five questions

Success criteria
I can tell what happened in order and include an ending.

Name: _____ Date: _____

Nell built a small paper bridge between two books. Her toy cart fell through it. Nell folded the paper into a zigzag and tried again. The cart rolled across. Nell smiled and invited Omar to test a heavier cart.
Rafi wanted to carry three library books home. His paper bag tore. Mei offered a cloth bag. Rafi put the books inside and held the handles. At home, he drew a thank-you card for Mei.

1. Plan and tell a story about finding a new use for a box.

2. Plan: What is your main idea? Choose two or three details.

3. Draw your ideas, tell them to someone, or write a first draft.

4. Write a fresh version: Plan and tell a story about finding a new use for a box.

5. Add or improve one detail. Reread your work. Will the order make sense to a reader?

You can point, speak, draw, or write. Adults can note any help they give.



WORKSHEET OUTPOST | Grade 1 ELA

Oral Story

CORE-380 | Five questions

Success criteria
I can tell what happened in order and include an ending.

Name: _____ Date: _____

Nell built a small paper bridge between two books. Her toy cart fell through it. Nell folded the paper into a zigzag and tried again. The cart rolled across. Nell smiled and invited Omar to test a heavier cart.
Rafi wanted to carry three library books home. His paper bag tore. Mei offered a cloth bag. Rafi put the books inside and held the handles. At home, he drew a thank-you card for Mei.

1. Write a fresh version: Plan and tell a story about finding a new use for a box.

2. Add or improve one detail. Reread your work. Will the order make sense to a reader?

3. Check capital letters, spaces, spelling, and end punctuation. Share with a partner.

4. Plan and tell a story about finding a new use for a box.

5. Plan: What is your main idea? Choose two or three details.

You can point, speak, draw, or write. Adults can note any help they give.



WORKSHEET OUTPOST | Grade 1 ELA

Nouns for People and Animals

CORE-397 | Five questions

Success criteria
I can choose a naming word that fits the sentence.

Name: _____ Date: _____

Nouns name people, animals, places, and things.

1. Sort: baker, rabbit, park, pencil. Use person, animal, place, thing.

2. Circle the nouns: The dog carries a stick.

3. Name one person and one place.

4. Sort: turtle, artist, library, cup.

5. Circle the nouns: A child opens the gate.

You can point, speak, draw, or write. Adults can note any help they give.



WORKSHEET OUTPOST | Grade 1 ELA

Nouns for People and Animals

CORE-398 | Five questions

Success criteria
I can choose a naming word that fits the sentence.

Name: _____ Date: _____

Nouns name people, animals, places, and things.

1. Sort: turtle, artist, library, cup.

2. Circle the nouns: A child opens the gate.

3. Write a sentence with two nouns.

4. Sort: baker, rabbit, park, pencil. Use person, animal, place, thing.

5. Circle the nouns: The dog carries a stick.

You can point, speak, draw, or write. Adults can note any help they give.



WORKSHEET OUTPOST | Grade 1 ELA

Review Proper Nouns and Capitalization

CORE-399 | Five questions

Success criteria
I can find a name and start it with a capital letter.

Name: _____ Date: _____

Read each sentence. Complete the task, then check your work.

1. Fix capitals: mei lives in reno.

2. Fix capitals: we meet on monday in may.

3. Circle a proper noun: teacher / Dr. Lee

4. Fix capitals: rafi visits texas.

5. Write a holiday name with capitals.

You can point, speak, draw, or write. Adults can note any help they give.



WORKSHEET OUTPOST | Grade 1 ELA

Review Proper Nouns and Capitalization

CORE-400 | Five questions

Name: _____ Date: _____

Success criteria
I can find a name and start it with a capital letter.

Read each sentence. Complete the task, then check your work.

1. Fix capitals: rafi visits texas.

2. Write a holiday name with capitals.

3. Give a common noun and a matching proper noun.

4. Fix capitals: mei lives in reno.

5. Fix capitals: we meet on monday in may.

You can point, speak, draw, or write. Adults can note any help they give.



WORKSHEET OUTPOST | Grade 1 Reading

Sam and Pip

w01a | Five questions

Success criteria
I can read the story and use a detail to answer a question about it.

Name: _____ Date: _____

Sam has a hat. Pip has a tin. Sam can tap the tin. Pip can tap the hat. Tap, tap, tap! Sam can tap. Pip can tap. Sam and Pip can rap!

1. What does Sam have?

2. What can Sam and Pip do?

3. Retell the story in order. Tell what happens first and last.

4. Choose one story word. Read it and explain or draw its meaning.

5. Ask a question about the story. Answer it with a detail from the text.

You can point, speak, draw, or write. Adults can note any help they give.