

WORKSHEET OUTPOST | Grade 1 ELA

Blending Phonemes

Success criteria
I can put sounds together to say a word.

CORE-011 | Five questions

Name: _____ Date: _____

For adults: Read each prompt aloud. Say the sound for any letters between slashes. Children may answer aloud or use counters.

1. Blend /s/ /u/ /n/. Use the short u sound.

2. Blend /m/ /a/ /p/. Use the short a sound.

3. Blend /sh/ /i/ /p/. Use the short i sound.

4. Ask an adult to try the same activity with a new word. Listen to the word and take your turn.

5. Pick a new word. Ask a partner to try the same activity with your word.

You can point, speak, draw, or write. Adults can note any help they give.



WORKSHEET OUTPOST | Grade 1 ELA

Blending Phonemes

Success criteria
I can put sounds together to say a word.

CORE-012 | Five questions

Name: _____ Date: _____

For adults: Read each prompt aloud. Say the sound for any letters between slashes. Children may answer aloud or use counters.

1. Blend /sh/ /i/ /p/. Use the short i sound.

2. Blend /m/ /a/ /p/. Use the short a sound.

3. Blend /s/ /u/ /n/. Use the short u sound.

4. Ask an adult to try the same activity with a new word. Listen to the word and take your turn.

5. Pick a new word. Ask a partner to try the same activity with your word.

You can point, speak, draw, or write. Adults can note any help they give.



WORKSHEET OUTPOST | Grade 1 ELA

Segmenting Phonemes

Success criteria
I can say the separate sounds I hear in a word.

CORE-013 | Five questions

Name: _____ Date: _____

For adults: Read each prompt aloud. Say the sound for any letters between slashes. Children may answer aloud or use counters.

1. Say fish. Push one counter for each sound.

2. Say map. Tap each sound.

3. Say stop. Count the sounds.

4. Ask an adult to try the same activity with a new word. Listen to the word and take your turn.

5. Pick a new word. Ask a partner to try the same activity with your word.

You can point, speak, draw, or write. Adults can note any help they give.



WORKSHEET OUTPOST | Grade 1 ELA

Segmenting Phonemes

CORE-014 | Five questions

Success criteria
I can say the separate sounds I hear in a word.

Name: _____ Date: _____

For adults: Read each prompt aloud. Say the sound for any letters between slashes. Children may answer aloud or use counters.

1. Say stop. Count the sounds.

2. Say map. Tap each sound.

3. Say fish. Push one counter for each sound.

4. Ask an adult to try the same activity with a new word. Listen to the word and take your turn.

5. Pick a new word. Ask a partner to try the same activity with your word.

You can point, speak, draw, or write. Adults can note any help they give.



WORKSHEET OUTPOST | Grade 1 ELA

Substituting Phonemes

Success criteria
I can change one sound and say the new word.

CORE-023 | Five questions

Name: _____ Date: _____

For adults: Read each prompt aloud. Say the sound for any letters between slashes. Children may answer aloud or use counters.

1. Say map. Change /m/ to /t/.

2. Say pin. Change short /i/ to short /a/.

3. Say cat. Change /t/ to /p/.

4. Ask an adult to try the same activity with a new word. Listen to the word and take your turn.

5. Pick a new word. Ask a partner to try the same activity with your word.

You can point, speak, draw, or write. Adults can note any help they give.



WORKSHEET OUTPOST | Grade 1 ELA

Substituting Phonemes

CORE-024 | Five questions

Success criteria
I can change one sound and say the new word.

Name: _____ Date: _____

For adults: Read each prompt aloud. Say the sound for any letters between slashes. Children may answer aloud or use counters.

1. Say cat. Change /t/ to /p/.

2. Say pin. Change short /i/ to short /a/.

3. Say map. Change /m/ to /t/.

4. Ask an adult to try the same activity with a new word. Listen to the word and take your turn.

5. Pick a new word. Ask a partner to try the same activity with your word.

You can point, speak, draw, or write. Adults can note any help they give.



WORKSHEET OUTPOST | Grade 1 ELA

Trigraph tch

CORE-065 | Five questions

Success criteria

I can read each word and point to the letters that make the target sound.

Name: _____ Date: _____

Practice words: match, catch, patch, pitch, witch, hatch.

1. Read each word. Mark the letters that show the spelling pattern you are practicing.

2. Choose two words. How are their spellings alike? How are they different?

3. Use one word in a sentence. Read your sentence aloud.

4. Choose a practice word. Say each sound, then read the whole word.

5. Choose a different practice word. Cover it, write it, and check its spelling.

You can point, speak, draw, or write. Adults can note any help they give.



WORKSHEET OUTPOST | Grade 1 ELA

Trigraph tch

CORE-066 | Five questions

Success criteria

I can read each word and point to the letters that make the target sound.

Name: _____ Date: _____

Practice words: hatch, witch, pitch, patch, catch, match.

1. Read each word. Mark the letters that show the spelling pattern you are practicing.

2. Choose two words. How are their spellings alike? How are they different?

3. Use one word in a sentence. Read your sentence aloud.

4. Choose a practice word. Say each sound, then read the whole word.

5. Choose a different practice word. Cover it, write it, and check its spelling.

You can point, speak, draw, or write. Adults can note any help they give.



WORKSHEET OUTPOST | Grade 1 ELA

Trigraph dge

CORE-067 | Five questions

Success criteria

I can read each word and point to the letters that make the target sound.

Name: _____ Date: _____

Practice words: badge, edge, bridge, fudge, ridge, dodge.

1. Read each word. Mark the letters that show the spelling pattern you are practicing.

2. Choose two words. How are their spellings alike? How are they different?

3. Use one word in a sentence. Read your sentence aloud.

4. Choose a practice word. Say each sound, then read the whole word.

5. Choose a different practice word. Cover it, write it, and check its spelling.

You can point, speak, draw, or write. Adults can note any help they give.



WORKSHEET OUTPOST | Grade 1 ELA

Trigraph dge

CORE-068 | Five questions

Success criteria

I can read each word and point to the letters that make the target sound.

Name: _____ Date: _____

Practice words: dodge, ridge, fudge, bridge, edge, badge.

1. Read each word. Mark the letters that show the spelling pattern you are practicing.

2. Choose two words. How are their spellings alike? How are they different?

3. Use one word in a sentence. Read your sentence aloud.

4. Choose a practice word. Say each sound, then read the whole word.

5. Choose a different practice word. Cover it, write it, and check its spelling.

You can point, speak, draw, or write. Adults can note any help they give.



WORKSHEET OUTPOST | Grade 1 ELA

Words with Trigraph dge

CORE-143 | Five questions

Success criteria

I can read the words, cover them, and spell them from memory.

Name: _____ Date: _____

Practice words: badge, edge, bridge, fudge, ridge, dodge.

1. Read the words, then cover them. Write each word as an adult says it. Check your spelling.

2. Choose two words. Write a sentence for each.

3. Circle the letters that show the spelling pattern in each word.

4. Choose a practice word. Say each sound, then read the whole word.

5. Choose a different practice word. Cover it, write it, and check its spelling.

You can point, speak, draw, or write. Adults can note any help they give.



WORKSHEET OUTPOST | Grade 1 ELA

Words with Trigraph dge

CORE-144 | Five questions

Success criteria
I can read the words, cover them, and spell them from memory.

Name: _____ Date: _____

Practice words: dodge, ridge, fudge, bridge, edge, badge.

1. Read the words, then cover them. Write each word as an adult says it. Check your spelling.

2. Choose two words. Write a sentence for each.

3. Circle the letters that show the spelling pattern in each word.

4. Choose a practice word. Say each sound, then read the whole word.

5. Choose a different practice word. Cover it, write it, and check its spelling.

You can point, speak, draw, or write. Adults can note any help they give.



WORKSHEET OUTPOST | Grade 1 ELA

they

CORE-213 | Five questions

Success criteria

I can read the words, cover them, and spell them from memory.

Name: _____ Date: _____

Words: they

1. Read each word. Circle the part you need to remember.

2. Choose two words. Use each word in a sentence aloud.

3. Copy the words. Cover your list. Write each word as an adult reads it aloud.

4. Ask an adult to read the words in a different order. Write each word you hear.

5. Check your spelling. Fix any words you missed.

You can point, speak, draw, or write. Adults can note any help they give.



WORKSHEET OUTPOST | Grade 1 ELA

they

CORE-214 | Five questions

Success criteria

I can read the words, cover them, and spell them from memory.

Name: _____ Date: _____

Words: they

1. Ask an adult to read the words in a different order. Write each word you hear.

2. Check your spelling. Fix any words you missed.

3. Use one or two words from the list in a sentence. Read it aloud.

4. Read each word. Circle the part you need to remember.

5. Choose two words. Use each word in a sentence aloud.

You can point, speak, draw, or write. Adults can note any help they give.



WORKSHEET OUTPOST | Grade 1 ELA

Phrasing and Intonation

CORE-247 | Five questions

Success criteria

I can read the passage aloud and reread a tricky part so it makes sense.



Name: _____ Date: _____

Nell made a ramp. She put a cart at the top. The cart rolled down. Nell moved the ramp and tried again.

1. Read aloud. Mark a word you need to check.

2. Check the letters, practice the word, and reread the sentence.

3. Read again in phrases. Let punctuation guide your voice.

4. Read the text to a partner at a comfortable pace.

5. Tell what happens without looking.

You can point, speak, draw, or write. Adults can note any help they give.



WORKSHEET OUTPOST | Grade 1 ELA

Phrasing and Intonation

CORE-248 | Five questions

Success criteria

I can read the passage aloud and reread a tricky part so it makes sense.

Name: _____ Date: _____

Nell made a ramp. She put a cart at the top. The cart rolled down. Nell moved the ramp and tried again.

1. Read the text to a partner at a comfortable pace.

2. Tell what happens without looking.

3. Reread. Ask your partner what became clearer or smoother.

4. Read aloud. Mark a word you need to check.

5. Check the letters, practice the word, and reread the sentence.

You can point, speak, draw, or write. Adults can note any help they give.



WORKSHEET OUTPOST | Grade 1 ELA

Monitor and Clarify

CORE-259 | Five questions

Success criteria
I can use the other words in a sentence to explain an unfamiliar word.

Name: _____ Date: _____

Nell built a small paper bridge between two books. Her toy cart fell through it. Nell folded the paper into a zigzag and tried again. The cart rolled across. Nell smiled and invited Omar to test a heavier cart.

1. Mark a word you want help with.

2. Reread the sentence around it. Explain the word.

3. Tell how Nell makes the bridge stronger.

4. What is the most important idea on this page? Point to a detail that supports it.

5. Ask a question about what you read. Answer it using this page.

You can point, speak, draw, or write. Adults can note any help they give.



WORKSHEET OUTPOST | Grade 1 ELA

Monitor and Clarify

CORE-260 | Five questions

Success criteria

I can use the other words in a sentence to explain an unfamiliar word.

Name: _____ Date: _____

Rafi wanted to carry three library books home. His paper bag tore. Mei offered a cloth bag. Rafi put the books inside and held the handles. At home, he drew a thank-you card for Mei.

1. Reread why the bag cannot be used.

2. Explain handles using the sentence.

3. What is clearer after rereading?

4. What is the most important idea on this page? Point to a detail that supports it.

5. Ask a question about what you read. Answer it using this page.

You can point, speak, draw, or write. Adults can note any help they give.



WORKSHEET OUTPOST | Grade 1 ELA

Topic and Central Idea

CORE-263 | Five questions

Success criteria

I can tell what the text is mostly about and point to a detail that shows it.

Name: _____ Date: _____

A paper fan has many folds. When it is closed, the folds rest together. When it is opened, the folds spread apart. Moving the fan pushes air toward your face. A wide fan can move more air than a narrow one when moved the same way.

1. What is the passage mostly about?

2. What happens when the fan opens?

3. Use the text to explain the word folds.

4. What is the most important idea on this page? Point to a detail that supports it.

5. Ask a question about what you read. Answer it using this page.

You can point, speak, draw, or write. Adults can note any help they give.



WORKSHEET OUTPOST | Grade 1 ELA

Topic and Central Idea

CORE-264 | Five questions

Success criteria
I can tell what the text is mostly about and point to a detail that shows it.

Name: _____ Date: _____

A ramp is a sloping surface. It has a high end and a low end. A toy car can roll down a ramp. Books can hold one end up. Try one book, then two books, to compare what happens.

1. What is a ramp?

2. Name a detail about its ends.

3. What can hold a ramp up?

4. What is the most important idea on this page? Point to a detail that supports it.

5. Ask a question about what you read. Answer it using this page.

You can point, speak, draw, or write. Adults can note any help they give.



WORKSHEET OUTPOST | Grade 1 ELA

Text Organization

CORE-269 | Five questions

Success criteria
I can explain how two ideas or events in the text are connected.

Name: _____ Date: _____

First, place two books a hand-width apart. Next, fold a strip of paper into a zigzag. Then lay it across the gap. Last, roll a toy cart over the bridge.

1. What happens first?

2. Which step comes before laying the bridge?

3. Circle two order words.

4. What is the most important idea on this page? Point to a detail that supports it.

5. Ask a question about what you read. Answer it using this page.

You can point, speak, draw, or write. Adults can note any help they give.



WORKSHEET OUTPOST | Grade 1 ELA

Text Organization

CORE-270 | Five questions

Success criteria
I can explain how two ideas or events in the text are connected.

Name: _____ Date: _____

First, set a tray on a table. Next, add a little water. Then fold a paper boat. Last, put the boat in the water and watch it float.

1. What happens after setting down the tray?

2. Why fold the boat before putting it in water?

3. Retell the steps in order.

4. What is the most important idea on this page? Point to a detail that supports it.

5. Ask a question about what you read. Answer it using this page.

You can point, speak, draw, or write. Adults can note any help they give.



WORKSHEET OUTPOST | Grade 1 ELA

Setting

CORE-273 | Five questions

Success criteria

I can tell where or when a story happens and point to a clue.

Name: _____ Date: _____

Nell built a small paper bridge between two books. Her toy cart fell through it. Nell folded the paper into a zigzag and tried again. The cart rolled across. Nell smiled and invited Omar to test a heavier cart.

1. Which objects help you picture where Nell works?

2. Does the passage name a room?

3. Suggest a possible place and label it as a guess.

4. What is the most important idea on this page? Point to a detail that supports it.

5. Ask a question about what you read. Answer it using this page.

You can point, speak, draw, or write. Adults can note any help they give.



WORKSHEET OUTPOST | Grade 1 ELA

Setting

CORE-274 | Five questions

Success criteria

I can tell where or when a story happens and point to a clue.

Name: _____ Date: _____

Rafi wanted to carry three library books home. His paper bag tore. Mei offered a cloth bag. Rafi put the books inside and held the handles. At home, he drew a thank-you card for Mei.

1. Where does Rafi want to go?

2. Where does he make the card?

3. Draw the ending setting.

4. What is the most important idea on this page? Point to a detail that supports it.

5. Ask a question about what you read. Answer it using this page.

You can point, speak, draw, or write. Adults can note any help they give.



WORKSHEET OUTPOST | Grade 1 ELA

Summarize

CORE-275 | Five questions

Success criteria
I can retell what happens and tell what the story helps me understand.

Name: _____ Date: _____

Nell built a small paper bridge between two books. Her toy cart fell through it. Nell folded the paper into a zigzag and tried again. The cart rolled across. Nell smiled and invited Omar to test a heavier cart.

1. Tell the beginning.

2. Tell the problem and solution.

3. Give a one-sentence summary.

4. What is the most important idea on this page? Point to a detail that supports it.

5. Ask a question about what you read. Answer it using this page.

You can point, speak, draw, or write. Adults can note any help they give.



WORKSHEET OUTPOST | Grade 1 ELA

Summarize

CORE-276 | Five questions

Success criteria
I can retell what happens and tell what the story helps me understand.

Name: _____ Date: _____

Rafi wanted to carry three library books home. His paper bag tore. Mei offered a cloth bag. Rafi put the books inside and held the handles. At home, he drew a thank-you card for Mei.

1. Tell the problem first.

2. Tell how it is solved.

3. Retell the ending.

4. What is the most important idea on this page? Point to a detail that supports it.

5. Ask a question about what you read. Answer it using this page.

You can point, speak, draw, or write. Adults can note any help they give.



WORKSHEET OUTPOST | Grade 1 ELA

Response to Text

CORE-283 | Five questions

Success criteria
I can share an idea, listen to a partner, and ask a question about it.

Name: _____ Date: _____

Nell built a small paper bridge between two books. Her toy cart fell through it. Nell folded the paper into a zigzag and tried again. The cart rolled across. Nell smiled and invited Omar to test a heavier cart.

1. Who is the main character?

2. What problem happens?

3. How is it solved?

4. What is the most important idea on this page? Point to a detail that supports it.

5. Ask a question about what you read. Answer it using this page.

You can point, speak, draw, or write. Adults can note any help they give.



WORKSHEET OUTPOST | Grade 1 ELA

Response to Text

CORE-284 | Five questions

Success criteria
I can share an idea, listen to a partner, and ask a question about it.

Name: _____ Date: _____

Rafi wanted to carry three library books home. His paper bag tore. Mei offered a cloth bag. Rafi put the books inside and held the handles. At home, he drew a thank-you card for Mei.

1. Who helps Rafi?

2. What goes wrong?

3. How does Rafi show thanks?

4. What is the most important idea on this page? Point to a detail that supports it.

5. Ask a question about what you read. Answer it using this page.

You can point, speak, draw, or write. Adults can note any help they give.



WORKSHEET OUTPOST | Grade 1 ELA

Vocabulary in Conversation

CORE-327 | Five questions

Success criteria
I can explain what a word means and use it in a sentence.

Name: _____ Date: _____

Word meanings: inspect - look closely; repair - fix something broken; balance - keep steady.

1. Use inspect in a sentence or act it out.

2. Use repair in a sentence or act it out.

3. Use balance in a sentence or act it out.

4. Draw or describe someone balancing something.

5. Draw or describe someone fixing something.

You can point, speak, draw, or write. Adults can note any help they give.



WORKSHEET OUTPOST | Grade 1 ELA

Vocabulary in Conversation

Success criteria
I can explain what a word means and use it in a sentence.

CORE-328 | Five questions

Name: _____ Date: _____

Word meanings: inspect - look closely; repair - fix something broken; balance - keep steady.

1. Draw or describe someone balancing something.

2. Draw or describe someone fixing something.

3. Draw or describe someone looking closely at something.

4. Use inspect in a sentence or act it out.

5. Use repair in a sentence or act it out.

You can point, speak, draw, or write. Adults can note any help they give.



WORKSHEET OUTPOST | Grade 1 ELA

Suffix –less

CORE-357 | Five questions

Success criteria

I can find the word part that was added and tell how it changes the meaning.

Name: _____ Date: _____

Use the examples to explain what the words mean.

1. Build a word related to hope using -less (or less-). Change the base spelling if needed.

2. What does hopeless mean? Use it in a sentence.

3. Choose a word from this page. Explain what it means in your own words.

4. Use that word in a new sentence or draw a picture that shows its meaning.

5. Think of another example like one on this page. Explain it to an adult.

You can point, speak, draw, or write. Adults can note any help they give.



WORKSHEET OUTPOST | Grade 1 ELA

Suffix –less

CORE-358 | Five questions

Success criteria

I can find the word part that was added and tell how it changes the meaning.

Name: _____ Date: _____

Use the examples to explain what the words mean.

1. What does hopeless mean? Use it in a sentence.

2. Build a word related to hope using -less (or less-). Change the base spelling if needed.

3. Choose a word from this page. Explain what it means in your own words.

4. Use that word in a new sentence or draw a picture that shows its meaning.

5. Think of another example like one on this page. Explain it to an adult.

You can point, speak, draw, or write. Adults can note any help they give.



WORKSHEET OUTPOST | Grade 1 ELA

Poem

CORE-389 | Five questions

Success criteria

I can reread my writing and change something to make it clearer.

Name: _____ Date: _____

1. Write a four-line poem about a toy cart, a paper boat, or a rainy window.

2. Plan: What is your main idea? Choose two or three details.

3. Draw your ideas, tell them to someone, or write a first draft.

4. Write another version. Write a four-line poem about a toy cart, a paper boat, or a rainy window.

5. Add or improve one detail. Reread your work. Will the order make sense to a reader?

You can point, speak, draw, or write. Adults can note any help they give.



WORKSHEET OUTPOST | Grade 1 ELA

Poem

CORE-390 | Five questions

Success criteria
I can reread my writing and change something to make it clearer.

Name: _____ Date: _____

1. Write another version. Write a four-line poem about a toy cart, a paper boat, or a rainy window.

2. Add or improve one detail. Reread your work. Will the order make sense to a reader?

3. Check capital letters, spaces, spelling, and end punctuation. Share with a partner.

4. Write a four-line poem about a toy cart, a paper boat, or a rainy window.

5. Plan: What is your main idea? Choose two or three details.

You can point, speak, draw, or write. Adults can note any help they give.



WORKSHEET OUTPOST | Grade 1 ELA

Subject Pronouns

CORE-463 | Five questions

Success criteria

I can replace a name with a pronoun that makes sense in the sentence.

Name: _____ Date: _____

Read each sentence. Complete the task, then check your work.

1. Replace Nell with a pronoun: Nell folds paper.

2. Replace the carts: The carts roll.

3. Choose: Mei gave (he / him) a book.

4. Replace Omar and I: Omar and I play.

5. Choose: (She / Her) reads to us.

You can point, speak, draw, or write. Adults can note any help they give.



WORKSHEET OUTPOST | Grade 1 ELA

Subject Pronouns

CORE-464 | Five questions

Success criteria

I can replace a name with a pronoun that makes sense in the sentence.

Name: _____ Date: _____

Read each sentence. Complete the task, then check your work.

1. Replace Omar and I: Omar and I play.

2. Choose: (She / Her) reads to us.

3. Choose: Rafi helps (we / us).

4. Replace Nell with a pronoun: Nell folds paper.

5. Replace the carts: The carts roll.

You can point, speak, draw, or write. Adults can note any help they give.



WORKSHEET OUTPOST | Grade 1 ELA

Review Questions

CORE-465 | Five questions

Success criteria

I can put words in order to make a complete sentence.

Name: _____ Date: _____

Read each sentence. Complete the task, then check your work.

1. Fix: where is the cart

2. Turn into a question: The bag is blue.

3. Write a why question.

4. Fix: can we try again

5. Ask a question beginning with who.

You can point, speak, draw, or write. Adults can note any help they give.



WORKSHEET OUTPOST | Grade 1 ELA

Review Questions

CORE-466 | Five questions

Success criteria
I can put words in order to make a complete sentence.

Name: _____ Date: _____

Read each sentence. Complete the task, then check your work.

1. Fix: can we try again

2. Ask a question beginning with who.

3. Ask a question about the bridge.

4. Fix: where is the cart

5. Turn into a question: The bag is blue.

You can point, speak, draw, or write. Adults can note any help they give.



WORKSHEET OUTPOST | Grade 1 Reading

The Bridge Badge

w20a | Five questions

Success criteria
I can read the story and use a detail to answer a question about it.

Name: _____ Date: _____

They want to make a small bridge. Jed and Grace use blocks. They set the bridge by a hedge. A toy truck can cross it. A judge will test the bridge. She puts the truck at the edge. The truck rolls all the way across. Jed and Grace get a badge. The badge has a bridge on it!

1. How does the judge test the bridge?

2. What do Jed and Grace receive?

3. Retell the story in order. Tell what happens first and last.

4. Choose one story word. Read it and explain or draw its meaning.

5. Ask a question about the story. Answer it with a detail from the text.

You can point, speak, draw, or write. Adults can note any help they give.