

WORKSHEET OUTPOST | Grade 1 ELA

Blending Phonemes

Success criteria
I can put sounds together to say a word.

CORE-011 | Five questions

Name: _____ Date: _____

For adults: Read each prompt aloud. Say the sound for any letters between slashes. Children may answer aloud or use counters.

1. Blend /s/ /u/ /n/. Use the short u sound.

2. Blend /m/ /a/ /p/. Use the short a sound.

3. Blend /sh/ /i/ /p/. Use the short i sound.

4. Ask an adult to try the same activity with a new word. Listen to the word and take your turn.

5. Pick a new word. Ask a partner to try the same activity with your word.

You can point, speak, draw, or write. Adults can note any help they give.



WORKSHEET OUTPOST | Grade 1 ELA

Blending Phonemes

Success criteria
I can put sounds together to say a word.

CORE-012 | Five questions

Name: _____ Date: _____

For adults: Read each prompt aloud. Say the sound for any letters between slashes. Children may answer aloud or use counters.

1. Blend /sh/ /i/ /p/. Use the short i sound.

2. Blend /m/ /a/ /p/. Use the short a sound.

3. Blend /s/ /u/ /n/. Use the short u sound.

4. Ask an adult to try the same activity with a new word. Listen to the word and take your turn.

5. Pick a new word. Ask a partner to try the same activity with your word.

You can point, speak, draw, or write. Adults can note any help they give.



WORKSHEET OUTPOST | Grade 1 ELA

Segmenting Phonemes

Success criteria
I can say the separate sounds I hear in a word.

CORE-013 | Five questions

Name: _____ Date: _____

For adults: Read each prompt aloud. Say the sound for any letters between slashes. Children may answer aloud or use counters.

1. Say fish. Push one counter for each sound.

2. Say map. Tap each sound.

3. Say stop. Count the sounds.

4. Ask an adult to try the same activity with a new word. Listen to the word and take your turn.

5. Pick a new word. Ask a partner to try the same activity with your word.

You can point, speak, draw, or write. Adults can note any help they give.



WORKSHEET OUTPOST | Grade 1 ELA

Segmenting Phonemes

CORE-014 | Five questions

Success criteria
I can say the separate sounds I hear in a word.

Name: _____ Date: _____

For adults: Read each prompt aloud. Say the sound for any letters between slashes. Children may answer aloud or use counters.

1. Say stop. Count the sounds.

2. Say map. Tap each sound.

3. Say fish. Push one counter for each sound.

4. Ask an adult to try the same activity with a new word. Listen to the word and take your turn.

5. Pick a new word. Ask a partner to try the same activity with your word.

You can point, speak, draw, or write. Adults can note any help they give.



WORKSHEET OUTPOST | Grade 1 ELA

Substituting Phonemes

Success criteria
I can change one sound and say the new word.

CORE-023 | Five questions

Name: _____ Date: _____

For adults: Read each prompt aloud. Say the sound for any letters between slashes. Children may answer aloud or use counters.

1. Say map. Change /m/ to /t/.

2. Say pin. Change short /i/ to short /a/.

3. Say cat. Change /t/ to /p/.

4. Ask an adult to try the same activity with a new word. Listen to the word and take your turn.

5. Pick a new word. Ask a partner to try the same activity with your word.

You can point, speak, draw, or write. Adults can note any help they give.



WORKSHEET OUTPOST | Grade 1 ELA

Substituting Phonemes

CORE-024 | Five questions

Success criteria
I can change one sound and say the new word.

Name: _____ Date: _____

For adults: Read each prompt aloud. Say the sound for any letters between slashes. Children may answer aloud or use counters.

1. Say cat. Change /t/ to /p/.

2. Say pin. Change short /i/ to short /a/.

3. Say map. Change /m/ to /t/.

4. Ask an adult to try the same activity with a new word. Listen to the word and take your turn.

5. Pick a new word. Ask a partner to try the same activity with your word.

You can point, speak, draw, or write. Adults can note any help they give.



WORKSHEET OUTPOST | Grade 1 ELA

Inflection Suffix –ed

CORE-071 | Five questions

Success criteria

I can read each word and mark the word part that shows the pattern.

Name: _____ Date: _____

Practice words: jumped, helped, planted, rested, filled, yelled.

1. Read each word. Mark the letters that show the spelling pattern you are practicing.

2. Choose two words. How are their spellings alike? How are they different?

3. Use one word in a sentence. Read your sentence aloud.

4. Choose a practice word. Say each sound, then read the whole word.

5. Choose a different practice word. Cover it, write it, and check its spelling.

You can point, speak, draw, or write. Adults can note any help they give.



WORKSHEET OUTPOST | Grade 1 ELA

Inflection Suffix –ed

CORE-072 | Five questions

Success criteria
I can read each word and mark the word part that shows the pattern.

Name: _____ Date: _____

Practice words: yelled, filled, rested, planted, helped, jumped.

1. Read each word. Mark the letters that show the spelling pattern you are practicing.

2. Choose two words. How are their spellings alike? How are they different?

3. Use one word in a sentence. Read your sentence aloud.

4. Choose a practice word. Say each sound, then read the whole word.

5. Choose a different practice word. Cover it, write it, and check its spelling.

You can point, speak, draw, or write. Adults can note any help they give.



WORKSHEET OUTPOST | Grade 1 ELA

Words with Inflection Suffix –ed

CORE-147 | Five questions

Success criteria
I can read the words, cover them, and spell them from memory.

Name: _____ Date: _____

Practice words: jumped, helped, planted, rested, filled, yelled.

1. Read the words, then cover them. Write each word as an adult says it. Check your spelling.

2. Choose two words. Write a sentence for each.

3. Circle the letters that show the spelling pattern in each word.

4. Choose a practice word. Say each sound, then read the whole word.

5. Choose a different practice word. Cover it, write it, and check its spelling.

You can point, speak, draw, or write. Adults can note any help they give.



WORKSHEET OUTPOST | Grade 1 ELA

Words with Inflection Suffix –ed

CORE-148 | Five questions

Success criteria
I can read the words, cover them, and spell them from memory.

Name: _____ Date: _____

Practice words: yelled, filled, rested, planted, helped, jumped.

1. Read the words, then cover them. Write each word as an adult says it. Check your spelling.

2. Choose two words. Write a sentence for each.

3. Circle the letters that show the spelling pattern in each word.

4. Choose a practice word. Say each sound, then read the whole word.

5. Choose a different practice word. Cover it, write it, and check its spelling.

You can point, speak, draw, or write. Adults can note any help they give.



WORKSHEET OUTPOST | Grade 1 ELA

friend

CORE-217 | Five questions

Success criteria
I can read the words, cover them, and spell them from memory.

Name: _____ Date: _____

Words: friend

1. Read each word. Circle the part you need to remember.

2. Choose two words. Use each word in a sentence aloud.

3. Copy the words. Cover your list. Write each word as an adult reads it aloud.

4. Ask an adult to read the words in a different order. Write each word you hear.

5. Check your spelling. Fix any words you missed.

You can point, speak, draw, or write. Adults can note any help they give.



WORKSHEET OUTPOST | Grade 1 ELA

friend

CORE-218 | Five questions

Success criteria

I can read the words, cover them, and spell them from memory.

Name: _____ Date: _____

Words: friend

1. Ask an adult to read the words in a different order. Write each word you hear.

2. Check your spelling. Fix any words you missed.

3. Use one or two words from the list in a sentence. Read it aloud.

4. Read each word. Circle the part you need to remember.

5. Choose two words. Use each word in a sentence aloud.

You can point, speak, draw, or write. Adults can note any help they give.



WORKSHEET OUTPOST | Grade 1 ELA

Reading Rate and Automaticity

CORE-245 | Five questions

Success criteria
I can read the passage aloud and reread a tricky part so it makes sense.

Name: _____ Date: _____

Nell made a ramp. She put a cart at the top. The cart rolled down. Nell moved the ramp and tried again.

1. Read aloud. Mark a word you need to check.

2. Check the letters, practice the word, and reread the sentence.

3. Read again in phrases. Let punctuation guide your voice.

4. Read the text to a partner at a comfortable pace.

5. Tell what happens without looking.

You can point, speak, draw, or write. Adults can note any help they give.



WORKSHEET OUTPOST | Grade 1 ELA

Reading Rate and Automaticity

CORE-246 | Five questions

Success criteria
I can read the passage aloud and reread a tricky part so it makes sense.

Name: _____ Date: _____

Nell made a ramp. She put a cart at the top. The cart rolled down. Nell moved the ramp and tried again.

1. Read the text to a partner at a comfortable pace.

2. Tell what happens without looking.

3. Reread. Ask your partner what became clearer or smoother.

4. Read aloud. Mark a word you need to check.

5. Check the letters, practice the word, and reread the sentence.

You can point, speak, draw, or write. Adults can note any help they give.



WORKSHEET OUTPOST | Grade 1 ELA

Characters

CORE-265 | Five questions

Success criteria
I can name a character and use a story detail to describe what happens.

Name: _____ Date: _____

Nell built a small paper bridge between two books. Her toy cart fell through it. Nell folded the paper into a zigzag and tried again. The cart rolled across. Nell smiled and invited Omar to test a heavier cart.

1. Who is the main character?

2. What problem happens?

3. How is it solved?

4. What is the most important idea on this page? Point to a detail that supports it.

5. Ask a question about what you read. Answer it using this page.

You can point, speak, draw, or write. Adults can note any help they give.



WORKSHEET OUTPOST | Grade 1 ELA

Characters

CORE-266 | Five questions

Success criteria
I can name a character and use a story detail to describe what happens.

Name: _____ Date: _____

Rafi wanted to carry three library books home. His paper bag tore. Mei offered a cloth bag. Rafi put the books inside and held the handles. At home, he drew a thank-you card for Mei.

1. Who helps Rafi?

2. What goes wrong?

3. How does Rafi show thanks?

4. What is the most important idea on this page? Point to a detail that supports it.

5. Ask a question about what you read. Answer it using this page.

You can point, speak, draw, or write. Adults can note any help they give.



WORKSHEET OUTPOST | Grade 1 ELA

Text Features

Success criteria
I can use a text feature to find information.

CORE-277 | Five questions

Name: _____ Date: _____

THE PAPER BRIDGE
Words by Jo Lane | Picture by Ari Vale (fictional creators)
Caption: A folded paper bridge rests on two books.
Glossary: fold - a bend made in paper.

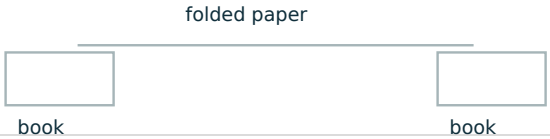

1. Who wrote the words?

2. What does the caption explain?

3. Where is the meaning of fold?

4. What is the most important idea on this page? Point to a detail that supports it.

5. Ask a question about what you read. Answer it using this page.

You can point, speak, draw, or write. Adults can note any help they give.



WORKSHEET OUTPOST | Grade 1 ELA

Text Features

Success criteria
I can use a text feature to find information.

CORE-278 | Five questions

Name: _____ Date: _____

THE TOY RAMP
Words by Ari Vale | Picture by Jo Lane (fictional creators)
Caption: A toy cart rolls down a ramp.
Glossary: ramp - a sloping surface.



Ramp model

1. Who made the picture?

2. Read the heading. What will you learn about?

3. Point to the ramp in the drawing.

4. What is the most important idea on this page? Point to a detail that supports it.

5. Ask a question about what you read. Answer it using this page.

You can point, speak, draw, or write. Adults can note any help they give.



WORKSHEET OUTPOST | Grade 1 ELA

Response to Text

CORE-283 | Five questions

Success criteria
I can share an idea, listen to a partner, and ask a question about it.

Name: _____ Date: _____

Nell built a small paper bridge between two books. Her toy cart fell through it. Nell folded the paper into a zigzag and tried again. The cart rolled across. Nell smiled and invited Omar to test a heavier cart.

1. Who is the main character?

2. What problem happens?

3. How is it solved?

4. What is the most important idea on this page? Point to a detail that supports it.

5. Ask a question about what you read. Answer it using this page.

You can point, speak, draw, or write. Adults can note any help they give.



WORKSHEET OUTPOST | Grade 1 ELA

Response to Text

CORE-284 | Five questions

Success criteria
I can share an idea, listen to a partner, and ask a question about it.

Name: _____ Date: _____

Rafi wanted to carry three library books home. His paper bag tore. Mei offered a cloth bag. Rafi put the books inside and held the handles. At home, he drew a thank-you card for Mei.

1. Who helps Rafi?

2. What goes wrong?

3. How does Rafi show thanks?

4. What is the most important idea on this page? Point to a detail that supports it.

5. Ask a question about what you read. Answer it using this page.

You can point, speak, draw, or write. Adults can note any help they give.



WORKSHEET OUTPOST | Grade 1 ELA

Create Mental Images

CORE-287 | Five questions

Success criteria
I can find words in the text that help me picture or hear what the writer means.

Name: _____ Date: _____

A tiny cart rolls down the track.
I push it out; it rolls right back.
Its silver wheels go click, click, click.
I build a ramp with one flat brick.

1. Draw what you imagine.

2. Copy a phrase that helped.

3. What sound do you imagine?

4. What is the most important idea on this page? Point to a detail that supports it.

5. Ask a question about what you read. Answer it using this page.

You can point, speak, draw, or write. Adults can note any help they give.



WORKSHEET OUTPOST | Grade 1 ELA

Create Mental Images

CORE-288 | Five questions

Success criteria

I can find words in the text that help me picture or hear what the writer means.

Name: _____ Date: _____

My paper boat floats in a tray.
I blow it gently on its way.
It bumps the edge and turns around.
Its folded sail makes not a sound.

1. Sketch the scene.

2. Which words describe motion?

3. What do you imagine hearing?

4. What is the most important idea on this page? Point to a detail that supports it.

5. Ask a question about what you read. Answer it using this page.

You can point, speak, draw, or write. Adults can note any help they give.



WORKSHEET OUTPOST | Grade 1 ELA

Theme

CORE-297 | Five questions

Success criteria
I can retell what happens and tell what the story helps me understand.

Name: _____ Date: _____

Nell built a small paper bridge between two books. Her toy cart fell through it. Nell folded the paper into a zigzag and tried again. The cart rolled across. Nell smiled and invited Omar to test a heavier cart.

1. What can you learn from Nell?

2. Which action supports that idea?

3. Would her plan work for every cart? Explain.

4. What is the most important idea on this page? Point to a detail that supports it.

5. Ask a question about what you read. Answer it using this page.

You can point, speak, draw, or write. Adults can note any help they give.



WORKSHEET OUTPOST | Grade 1 ELA

Theme

CORE-298 | Five questions

Success criteria
I can retell what happens and tell what the story helps me understand.

Name: _____ Date: _____

Rafi wanted to carry three library books home. His paper bag tore. Mei offered a cloth bag. Rafi put the books inside and held the handles. At home, he drew a thank-you card for Mei.

1. What lesson does the story suggest?

2. Give an action that supports it.

3. Suggest another way to thank Mei.

4. What is the most important idea on this page? Point to a detail that supports it.

5. Ask a question about what you read. Answer it using this page.

You can point, speak, draw, or write. Adults can note any help they give.



WORKSHEET OUTPOST | Grade 1 ELA

Vocabulary in Conversation

CORE-327 | Five questions

Success criteria
I can explain what a word means and use it in a sentence.

Name: _____ Date: _____

Word meanings: inspect - look closely; repair - fix something broken; balance - keep steady.

1. Use inspect in a sentence or act it out.

2. Use repair in a sentence or act it out.

3. Use balance in a sentence or act it out.

4. Draw or describe someone balancing something.

5. Draw or describe someone fixing something.

You can point, speak, draw, or write. Adults can note any help they give.



WORKSHEET OUTPOST | Grade 1 ELA

Vocabulary in Conversation

Success criteria
I can explain what a word means and use it in a sentence.

CORE-328 | Five questions

Name: _____ Date: _____

Word meanings: inspect - look closely; repair - fix something broken; balance - keep steady.

1. Draw or describe someone balancing something.

2. Draw or describe someone fixing something.

3. Draw or describe someone looking closely at something.

4. Use inspect in a sentence or act it out.

5. Use repair in a sentence or act it out.

You can point, speak, draw, or write. Adults can note any help they give.



WORKSHEET OUTPOST | Grade 1 ELA

Words About Actions and Directions

CORE-337 | Five questions

Success criteria
I can explain what a word means and use it in a sentence.

Name: _____ Date: _____

Use the examples to explain what the words mean.

1. Use before: Put on socks. Put on shoes.

2. Use between to describe a book and two cups.

3. Follow: point left, then right.

4. Use after to describe lunch and recess.

5. Draw a star above a line.

You can point, speak, draw, or write. Adults can note any help they give.



WORKSHEET OUTPOST | Grade 1 ELA

Words About Actions and Directions

CORE-338 | Five questions

Success criteria
I can explain what a word means and use it in a sentence.

Name: _____ Date: _____

Use the examples to explain what the words mean.

1. Use after to describe lunch and recess.

2. Draw a star above a line.

3. Say directions using forward and back.

4. Use before: Put on socks. Put on shoes.

5. Use between to describe a book and two cups.

You can point, speak, draw, or write. Adults can note any help they give.



WORKSHEET OUTPOST | Grade 1 ELA

Classify and Categorize

CORE-365 | Five questions

Success criteria
I can sort words into groups and explain what belongs together.

Name: _____ Date: _____

Use the examples to explain what the words mean.

1. Sort: apple, pear, hammer, saw. Name both groups.

2. Add one word to each group.

3. Explain your sorting rule.

4. Sort: run, jump, red, blue.

5. Add one to each group.

You can point, speak, draw, or write. Adults can note any help they give.



WORKSHEET OUTPOST | Grade 1 ELA

Classify and Categorize

CORE-366 | Five questions

Success criteria
I can sort words into groups and explain what belongs together.

Name: _____ Date: _____

Use the examples to explain what the words mean.

1. Sort: run, jump, red, blue.

2. Add one to each group.

3. Can a word belong to more than one group? Explain.

4. Sort: apple, pear, hammer, saw. Name both groups.

5. Add one word to each group.

You can point, speak, draw, or write. Adults can note any help they give.



WORKSHEET OUTPOST | Grade 1 ELA

Personal Narrative

CORE-391 | Five questions

Success criteria
I can tell what happened in order and include an ending.

Name: _____ Date: _____

1. Tell about a time you tried again or helped someone. Draw or write only what you remember.

2. Plan: What is your main idea? Choose two or three details.

3. Draw your ideas, tell them to someone, or write a first draft.

4. Write a fresh version: Tell about a time you tried again or helped someone. Draw or write only what you remember.

5. Add or improve one detail. Reread your work. Will the order make sense to a reader?

You can point, speak, draw, or write. Adults can note any help they give.



WORKSHEET OUTPOST | Grade 1 ELA

Personal Narrative

CORE-392 | Five questions

Success criteria
I can tell what happened in order and include an ending.

Name: _____ Date: _____

1. Write a fresh version: Tell about a time you tried again or helped someone. Draw or write only what you remember.

2. Add or improve one detail. Reread your work. Will the order make sense to a reader?

3. Check capital letters, spaces, spelling, and end punctuation. Share with a partner.

4. Tell about a time you tried again or helped someone. Draw or write only what you remember.

5. Plan: What is your main idea? Choose two or three details.

You can point, speak, draw, or write. Adults can note any help they give.



WORKSHEET OUTPOST | Grade 1 ELA

Possessive Pronouns

CORE-471 | Five questions

Success criteria
I can choose a pronoun that shows who owns something.

Name: _____ Date: _____

Read each sentence. Complete the task, then check your work.

1. Choose: This bag belongs to me. It is (my / mine) bag.

2. Choose: The cart belongs to him. It is (his / he).

3. Replace the repeated name: Mei holds Mei's book.

4. Choose: The hats belong to them. They are (their / theirs).

5. Finish: The hat belongs to you. It is ___.

You can point, speak, draw, or write. Adults can note any help they give.



WORKSHEET OUTPOST | Grade 1 ELA

Possessive Pronouns

CORE-472 | Five questions

Success criteria
I can choose a pronoun that shows who owns something.

Name: _____ Date: _____

Read each sentence. Complete the task, then check your work.

1. Choose: The hats belong to them. They are (their / theirs).

2. Finish: The hat belongs to you. It is ___.

3. Write a sentence using our or ours.

4. Choose: This bag belongs to me. It is (my / mine) bag.

5. Choose: The cart belongs to him. It is (his / he).

You can point, speak, draw, or write. Adults can note any help they give.



WORKSHEET OUTPOST | Grade 1 ELA

Review Names of Months, Days, and Holidays

CORE-479 | Five questions

Success criteria
I can use a capital letter or punctuation where the sentence needs it.

Name: _____ Date: _____

Read each sentence. Complete the task, then check your work.

1. Fix capitals: mei lives in reno.

2. Fix capitals: we meet on monday in may.

3. Circle a proper noun: teacher / Dr. Lee

4. Fix capitals: rafi visits texas.

5. Write a holiday name with capitals.

You can point, speak, draw, or write. Adults can note any help they give.



WORKSHEET OUTPOST | Grade 1 ELA

Review Names of Months, Days, and Holidays

CORE-480 | Five questions

Success criteria
I can use a capital letter or punctuation where the sentence needs it.

Name: _____ Date: _____

Read each sentence. Complete the task, then check your work.

1. Fix capitals: rafi visits texas.

2. Write a holiday name with capitals.

3. Give a common noun and a matching proper noun.

4. Fix capitals: mei lives in reno.

5. Fix capitals: we meet on monday in may.

You can point, speak, draw, or write. Adults can note any help they give.



WORKSHEET OUTPOST | Grade 1 ELA

Digital Texts and Features

CORE-523 | Five questions

Success criteria
I can find a fact in a source and tell how it answers my question.

Name: _____ Date: _____

Source A - Ramp notebook: A ramp slopes down. A cart can roll down it.
Source B - Fair-test card: Use the same cart and surface when comparing two ramp heights.
Screen labels: HOME | SEARCH | NEXT PAGE | AUDIO | GLOSSARY

1. Ask a question these sources can help answer.

2. Write one fact from each source. Label each fact A or B to show where you found it.

3. Which source helps you plan a fair test? Explain why.

4. Which screen control helps find a word?

5. Which control lets you hear the text?

You can point, speak, draw, or write. Adults can note any help they give.



WORKSHEET OUTPOST | Grade 1 ELA

Digital Texts and Features

CORE-524 | Five questions

Success criteria
I can find a fact in a source and tell how it answers my question.

Name: _____ Date: _____

Source A - Ramp notebook: A ramp slopes down. A cart can roll down it.
Source B - Fair-test card: Use the same cart and surface when comparing two ramp heights.
Screen labels: HOME | SEARCH | NEXT PAGE | AUDIO | GLOSSARY

1. Which screen control helps find a word?

2. Which control lets you hear the text?

3. Plan: name your question, choose a source, take notes, then share your answer.

4. Ask a question these sources can help answer.

5. Write one fact from each source. Label each fact A or B to show where you found it.

You can point, speak, draw, or write. Adults can note any help they give.



WORKSHEET OUTPOST | Grade 1 Reading

A Friend Helped

w22a | Five questions

Success criteria
I can read the story and use a detail to answer a question about it.

Name: _____ Date: _____

Sam and his friend played by a log. Sam jumped and landed in mud. His friend laughed, then helped him up. Sam looked at his muddy legs. They walked back to the tap and washed the mud off. Then they rested on a bench. Sam called his friend kind. His friend grinned and gave him a gentle bump.

1. What happened when Sam jumped?

2. How did his friend help?

3. Retell the story in order. Tell what happens first and last.

4. Choose one story word. Read it and explain or draw its meaning.

5. Ask a question about the story. Answer it with a detail from the text.

You can point, speak, draw, or write. Adults can note any help they give.