


**WORKSHEET OUTPOST | Grade 1 ELA**

# Blending Phonemes

**Success criteria**
I can put sounds together to say a word.

CORE-011 | Five questions

Name: _____ Date: _____

For adults: Read each prompt aloud. Say the sound for any letters between slashes. Children may answer aloud or use counters.

1. Blend /s/ /u/ /n/. Use the short u sound.

2. Blend /m/ /a/ /p/. Use the short a sound.

3. Blend /sh/ /i/ /p/. Use the short i sound.

4. Ask an adult to try the same activity with a new word. Listen to the word and take your turn.

5. Pick a new word. Ask a partner to try the same activity with your word.

You can point, speak, draw, or write. Adults can note any help they give.




**WORKSHEET OUTPOST | Grade 1 ELA**

# Blending Phonemes

**Success criteria**
I can put sounds together to say a word.

CORE-012 | Five questions

Name: _____ Date: _____

For adults: Read each prompt aloud. Say the sound for any letters between slashes. Children may answer aloud or use counters.

1. Blend /sh/ /i/ /p/. Use the short i sound.

2. Blend /m/ /a/ /p/. Use the short a sound.

3. Blend /s/ /u/ /n/. Use the short u sound.

4. Ask an adult to try the same activity with a new word. Listen to the word and take your turn.

5. Pick a new word. Ask a partner to try the same activity with your word.

You can point, speak, draw, or write. Adults can note any help they give.




**WORKSHEET OUTPOST | Grade 1 ELA**

# Segmenting Phonemes

**Success criteria**
I can say the separate sounds I hear in a word.

CORE-013 | Five questions

Name: _____ Date: _____

For adults: Read each prompt aloud. Say the sound for any letters between slashes. Children may answer aloud or use counters.

1. Say fish. Push one counter for each sound.

2. Say map. Tap each sound.

3. Say stop. Count the sounds.

4. Ask an adult to try the same activity with a new word. Listen to the word and take your turn.

5. Pick a new word. Ask a partner to try the same activity with your word.

You can point, speak, draw, or write. Adults can note any help they give.




**WORKSHEET OUTPOST | Grade 1 ELA**

# Segmenting Phonemes

CORE-014 | Five questions

**Success criteria**
I can say the separate sounds I hear in a word.

Name: _____ Date: _____

For adults: Read each prompt aloud. Say the sound for any letters between slashes. Children may answer aloud or use counters.

1. Say stop. Count the sounds.

2. Say map. Tap each sound.

3. Say fish. Push one counter for each sound.

4. Ask an adult to try the same activity with a new word. Listen to the word and take your turn.

5. Pick a new word. Ask a partner to try the same activity with your word.

You can point, speak, draw, or write. Adults can note any help they give.




**WORKSHEET OUTPOST | Grade 1 ELA**

# Substituting Phonemes

**Success criteria**
I can change one sound and say the new word.

CORE-023 | Five questions

Name: _____ Date: _____

For adults: Read each prompt aloud. Say the sound for any letters between slashes. Children may answer aloud or use counters.

1. Say map. Change /m/ to /t/.

2. Say pin. Change short /i/ to short /a/.

3. Say cat. Change /t/ to /p/.

4. Ask an adult to try the same activity with a new word. Listen to the word and take your turn.

5. Pick a new word. Ask a partner to try the same activity with your word.

You can point, speak, draw, or write. Adults can note any help they give.




**WORKSHEET OUTPOST | Grade 1 ELA**

# Substituting Phonemes

CORE-024 | Five questions

**Success criteria**
I can change one sound and say the new word.

Name: _____ Date: _____

For adults: Read each prompt aloud. Say the sound for any letters between slashes. Children may answer aloud or use counters.

1. Say cat. Change /t/ to /p/.

2. Say pin. Change short /i/ to short /a/.

3. Say map. Change /m/ to /t/.

4. Ask an adult to try the same activity with a new word. Listen to the word and take your turn.

5. Pick a new word. Ask a partner to try the same activity with your word.

You can point, speak, draw, or write. Adults can note any help they give.




**WORKSHEET OUTPOST | Grade 1 ELA**

# Inflection Suffix –ed

CORE-071 | Five questions

**Success criteria**

I can read each word and mark the word part that shows the pattern.

Name: _____ Date: _____

Practice words: jumped, helped, planted, rested, filled, yelled.

1. Read each word. Mark the letters that show the spelling pattern you are practicing.

2. Choose two words. How are their spellings alike? How are they different?

3. Use one word in a sentence. Read your sentence aloud.

4. Choose a practice word. Say each sound, then read the whole word.

5. Choose a different practice word. Cover it, write it, and check its spelling.

You can point, speak, draw, or write. Adults can note any help they give.




**WORKSHEET OUTPOST | Grade 1 ELA**

# Inflection Suffix –ed

CORE-072 | Five questions

**Success criteria**
I can read each word and mark the word part that shows the pattern.

Name: _____ Date: _____

Practice words: yelled, filled, rested, planted, helped, jumped.

1. Read each word. Mark the letters that show the spelling pattern you are practicing.

2. Choose two words. How are their spellings alike? How are they different?

3. Use one word in a sentence. Read your sentence aloud.

4. Choose a practice word. Say each sound, then read the whole word.

5. Choose a different practice word. Cover it, write it, and check its spelling.

You can point, speak, draw, or write. Adults can note any help they give.




**WORKSHEET OUTPOST | Grade 1 ELA**

# All Jobs of y

CORE-073 | Five questions

**Success criteria**

I can read each word and point to the letters that make the target sound.

Name: _____ Date: _____

Practice words: yes, gym, my, happy, try, yellow.

1. Read each word. Mark the letters that show the spelling pattern you are practicing.

2. Choose two words. How are their spellings alike? How are they different?

3. Use one word in a sentence. Read your sentence aloud.

4. Choose a practice word. Say each sound, then read the whole word.

5. Choose a different practice word. Cover it, write it, and check its spelling.

You can point, speak, draw, or write. Adults can note any help they give.




**WORKSHEET OUTPOST | Grade 1 ELA**

# All Jobs of y

CORE-074 | Five questions

**Success criteria**

I can read each word and point to the letters that make the target sound.



Name: _____ Date: _____

Practice words: yellow, try, happy, my, gym, yes.

1. Read each word. Mark the letters that show the spelling pattern you are practicing.

2. Choose two words. How are their spellings alike? How are they different?

3. Use one word in a sentence. Read your sentence aloud.

4. Choose a practice word. Say each sound, then read the whole word.

5. Choose a different practice word. Cover it, write it, and check its spelling.

You can point, speak, draw, or write. Adults can note any help they give.




**WORKSHEET OUTPOST | Grade 1 ELA**

# Vowel Teams ee, ea, /ē/

CORE-075 | Five questions

**Success criteria**

I can read each word and point to the letters that make the target sound.

Name: _____ Date: _____

Practice words: seed, feet, green, leaf, team, beach.

1. Read each word. Mark the letters that show the spelling pattern you are practicing.

2. Choose two words. How are their spellings alike? How are they different?

3. Use one word in a sentence. Read your sentence aloud.

4. Choose a practice word. Say each sound, then read the whole word.

5. Choose a different practice word. Cover it, write it, and check its spelling.

You can point, speak, draw, or write. Adults can note any help they give.




**WORKSHEET OUTPOST | Grade 1 ELA**

# Vowel Teams ee, ea, /ē/

CORE-076 | Five questions

**Success criteria**

I can read each word and point to the letters that make the target sound.

Name: _____ Date: _____

Practice words: beach, team, leaf, green, feet, seed.

1. Read each word. Mark the letters that show the spelling pattern you are practicing.

2. Choose two words. How are their spellings alike? How are they different?

3. Use one word in a sentence. Read your sentence aloud.

4. Choose a practice word. Say each sound, then read the whole word.

5. Choose a different practice word. Cover it, write it, and check its spelling.

You can point, speak, draw, or write. Adults can note any help they give.




**WORKSHEET OUTPOST | Grade 1 ELA**

# Words with Vowel Teams ee, ea, /ē/

CORE-151 | Five questions

Name: _____ Date: _____

**Success criteria**
I can read the words, cover them, and spell them from memory.

Practice words: seed, feet, green, leaf, team, beach.

1. Read the words, then cover them. Write each word as an adult says it. Check your spelling.

2. Choose two words. Write a sentence for each.

3. Circle the letters that show the spelling pattern in each word.

4. Choose a practice word. Say each sound, then read the whole word.

5. Choose a different practice word. Cover it, write it, and check its spelling.

You can point, speak, draw, or write. Adults can note any help they give.




**WORKSHEET OUTPOST | Grade 1 ELA**

# Words with Vowel Teams ee, ea, /ē/

CORE-152 | Five questions

Name: _____ Date: _____

**Success criteria**
I can read the words, cover them, and spell them from memory.

Practice words: beach, team, leaf, green, feet, seed.

1. Read the words, then cover them. Write each word as an adult says it. Check your spelling.

2. Choose two words. Write a sentence for each.

3. Circle the letters that show the spelling pattern in each word.

4. Choose a practice word. Say each sound, then read the whole word.

5. Choose a different practice word. Cover it, write it, and check its spelling.

You can point, speak, draw, or write. Adults can note any help they give.




**WORKSHEET OUTPOST | Grade 1 ELA**

# been, great, break

CORE-219 | Five questions

**Success criteria**
I can read the words, cover them, and spell them from memory.

Name: _____ Date: _____

Words: been, great, break

1. Read each word. Circle the part you need to remember.

2. Choose two words. Use each word in a sentence aloud.

3. Copy the words. Cover your list. Write each word as an adult reads it aloud.

4. Ask an adult to read the words in a different order. Write each word you hear.

5. Check your spelling. Fix any words you missed.

You can point, speak, draw, or write. Adults can note any help they give.




**WORKSHEET OUTPOST | Grade 1 ELA**

# been, great, break

CORE-220 | Five questions

**Success criteria**
I can read the words, cover them, and spell them from memory.

Name: _____ Date: _____

Words: been, great, break

1. Ask an adult to read the words in a different order. Write each word you hear.

2. Check your spelling. Fix any words you missed.

3. Use one or two words from the list in a sentence. Read it aloud.

4. Read each word. Circle the part you need to remember.

5. Choose two words. Use each word in a sentence aloud.

You can point, speak, draw, or write. Adults can note any help they give.




**WORKSHEET OUTPOST | Grade 1 ELA**

# Phrasing and Intonation

CORE-247 | Five questions

**Success criteria**

I can read the passage aloud and reread a tricky part so it makes sense.



Name: _____ Date: _____

Nell made a ramp. She put a cart at the top. The cart rolled down. Nell moved the ramp and tried again.

1. Read aloud. Mark a word you need to check.

2. Check the letters, practice the word, and reread the sentence.

3. Read again in phrases. Let punctuation guide your voice.

4. Read the text to a partner at a comfortable pace.

5. Tell what happens without looking.

You can point, speak, draw, or write. Adults can note any help they give.




**WORKSHEET OUTPOST | Grade 1 ELA**

# Phrasing and Intonation

CORE-248 | Five questions

**Success criteria**

I can read the passage aloud and reread a tricky part so it makes sense.

Name: _____ Date: _____

Nell made a ramp. She put a cart at the top. The cart rolled down. Nell moved the ramp and tried again.

1. Read the text to a partner at a comfortable pace.

2. Tell what happens without looking.

3. Reread. Ask your partner what became clearer or smoother.

4. Read aloud. Mark a word you need to check.

5. Check the letters, practice the word, and reread the sentence.

You can point, speak, draw, or write. Adults can note any help they give.




**WORKSHEET OUTPOST | Grade 1 ELA**

# Topic and Central Idea

CORE-263 | Five questions

**Success criteria**

I can tell what the text is mostly about and point to a detail that shows it.

Name: _____ Date: _____

A paper fan has many folds. When it is closed, the folds rest together. When it is opened, the folds spread apart. Moving the fan pushes air toward your face. A wide fan can move more air than a narrow one when moved the same way.

1. What is the passage mostly about?

2. What happens when the fan opens?

3. Use the text to explain the word folds.

4. What is the most important idea on this page? Point to a detail that supports it.

5. Ask a question about what you read. Answer it using this page.

You can point, speak, draw, or write. Adults can note any help they give.




**WORKSHEET OUTPOST | Grade 1 ELA**

# Topic and Central Idea

CORE-264 | Five questions

**Success criteria**
I can tell what the text is mostly about and point to a detail that shows it.

Name: _____ Date: _____

A ramp is a sloping surface. It has a high end and a low end. A toy car can roll down a ramp. Books can hold one end up. Try one book, then two books, to compare what happens.

1. What is a ramp?

2. Name a detail about its ends.

3. What can hold a ramp up?

4. What is the most important idea on this page? Point to a detail that supports it.

5. Ask a question about what you read. Answer it using this page.

You can point, speak, draw, or write. Adults can note any help they give.




**WORKSHEET OUTPOST | Grade 1 ELA**

# Characters

CORE-265 | Five questions

**Success criteria**
I can name a character and use a story detail to describe what happens.

Name: _____ Date: _____

Nell built a small paper bridge between two books. Her toy cart fell through it. Nell folded the paper into a zigzag and tried again. The cart rolled across. Nell smiled and invited Omar to test a heavier cart.

1. Who is the main character?

2. What problem happens?

3. How is it solved?

4. What is the most important idea on this page? Point to a detail that supports it.

5. Ask a question about what you read. Answer it using this page.

You can point, speak, draw, or write. Adults can note any help they give.




**WORKSHEET OUTPOST | Grade 1 ELA**

# Characters

CORE-266 | Five questions

**Success criteria**
I can name a character and use a story detail to describe what happens.

Name: _____ Date: _____

Rafi wanted to carry three library books home. His paper bag tore. Mei offered a cloth bag. Rafi put the books inside and held the handles. At home, he drew a thank-you card for Mei.

1. Who helps Rafi?

2. What goes wrong?

3. How does Rafi show thanks?

4. What is the most important idea on this page? Point to a detail that supports it.

5. Ask a question about what you read. Answer it using this page.

You can point, speak, draw, or write. Adults can note any help they give.




**WORKSHEET OUTPOST | Grade 1 ELA**

# Response to Text

CORE-283 | Five questions

**Success criteria**
I can share an idea, listen to a partner, and ask a question about it.

Name: _____ Date: _____

Nell built a small paper bridge between two books. Her toy cart fell through it. Nell folded the paper into a zigzag and tried again. The cart rolled across. Nell smiled and invited Omar to test a heavier cart.

1. Who is the main character?

2. What problem happens?

3. How is it solved?

4. What is the most important idea on this page? Point to a detail that supports it.

5. Ask a question about what you read. Answer it using this page.

You can point, speak, draw, or write. Adults can note any help they give.




**WORKSHEET OUTPOST | Grade 1 ELA**

# Response to Text

CORE-284 | Five questions

**Success criteria**
I can share an idea, listen to a partner, and ask a question about it.

Name: _____ Date: _____

Rafi wanted to carry three library books home. His paper bag tore. Mei offered a cloth bag. Rafi put the books inside and held the handles. At home, he drew a thank-you card for Mei.

1. Who helps Rafi?

2. What goes wrong?

3. How does Rafi show thanks?

4. What is the most important idea on this page? Point to a detail that supports it.

5. Ask a question about what you read. Answer it using this page.

You can point, speak, draw, or write. Adults can note any help they give.




**WORKSHEET OUTPOST | Grade 1 ELA**

# Point of View

CORE-289 | Five questions

**Success criteria**
I can tell who is telling the story and point to a clue.

Name: _____ Date: _____

Nell built a small paper bridge between two books. Her toy cart fell through it. Nell folded the paper into a zigzag and tried again. The cart rolled across. Nell smiled and invited Omar to test a heavier cart.

1. Is Nell telling this story herself?

2. Which word or name is a clue?

3. Tell the first sentence as Nell using I.

4. What is the most important idea on this page? Point to a detail that supports it.

5. Ask a question about what you read. Answer it using this page.

You can point, speak, draw, or write. Adults can note any help they give.




**WORKSHEET OUTPOST | Grade 1 ELA**

# Point of View

CORE-290 | Five questions

**Success criteria**
I can tell who is telling the story and point to a clue.

Name: _____ Date: _____

Rafi wanted to carry three library books home. His paper bag tore. Mei offered a cloth bag. Rafi put the books inside and held the handles. At home, he drew a thank-you card for Mei.

1. Who tells the story?

2. Change the first sentence to Rafi telling it.

3. How might Mei tell one event?

4. What is the most important idea on this page? Point to a detail that supports it.

5. Ask a question about what you read. Answer it using this page.

You can point, speak, draw, or write. Adults can note any help they give.




**WORKSHEET OUTPOST | Grade 1 ELA**

# Synthesize

CORE-295 | Five questions

**Success criteria**

I can use one detail from each text to explain how their ideas connect.

Name: _____ Date: _____

Text 1: A flat strip of paper bends under a cart.
Text 2: Folding the same paper into a zigzag can help it hold the cart.

1. What does Text 1 tell you?

2. What new information does Text 2 add?

3. Combine the ideas into one explanation.

4. What is the most important idea on this page? Point to a detail that supports it.

5. Ask a question about what you read. Answer it using this page.

You can point, speak, draw, or write. Adults can note any help they give.




**WORKSHEET OUTPOST | Grade 1 ELA**

# Synthesize

CORE-296 | Five questions

**Success criteria**

I can use one detail from each text to explain how their ideas connect.

Name: _____ Date: _____

Text 1: Rafi needs a bag that will hold three books.
Text 2: Mei has a cloth bag with strong handles.

1. What does Rafi need?

2. How could Text 2 help solve the problem?

3. Explain using both texts.

4. What is the most important idea on this page? Point to a detail that supports it.

5. Ask a question about what you read. Answer it using this page.

You can point, speak, draw, or write. Adults can note any help they give.




**WORKSHEET OUTPOST | Grade 1 ELA**

# Vocabulary in Conversation

CORE-327 | Five questions

**Success criteria**
I can explain what a word means and use it in a sentence.

Name: _____ Date: _____

Word meanings: inspect - look closely; repair - fix something broken; balance - keep steady.

1. Use inspect in a sentence or act it out.

2. Use repair in a sentence or act it out.

3. Use balance in a sentence or act it out.

4. Draw or describe someone balancing something.

5. Draw or describe someone fixing something.

You can point, speak, draw, or write. Adults can note any help they give.




**WORKSHEET OUTPOST | Grade 1 ELA**

# Vocabulary in Conversation

**Success criteria**
I can explain what a word means and use it in a sentence.

CORE-328 | Five questions

Name: _____ Date: _____

Word meanings: inspect - look closely; repair - fix something broken; balance - keep steady.

1. Draw or describe someone balancing something.

2. Draw or describe someone fixing something.

3. Draw or describe someone looking closely at something.

4. Use inspect in a sentence or act it out.

5. Use repair in a sentence or act it out.

You can point, speak, draw, or write. Adults can note any help they give.




**WORKSHEET OUTPOST | Grade 1 ELA**

# Suffix –ly

CORE-359 | Five questions

**Success criteria**

I can find the word part that was added and tell how it changes the meaning.

Name: _____ Date: _____

Use the examples to explain what the words mean.

1. Build a word related to slow using -ly (or ly-). Change the base spelling if needed.

2. What does slowly mean? Use it in a sentence.

3. Choose a word from this page. Explain what it means in your own words.

4. Use that word in a new sentence or draw a picture that shows its meaning.

5. Think of another example like one on this page. Explain it to an adult.

You can point, speak, draw, or write. Adults can note any help they give.




**WORKSHEET OUTPOST | Grade 1 ELA**

# Suffix –ly

CORE-360 | Five questions

**Success criteria**
I can find the word part that was added and tell how it changes the meaning.

Name: _____ Date: _____

Use the examples to explain what the words mean.

1. What does slowly mean? Use it in a sentence.

2. Build a word related to slow using -ly (or ly-). Change the base spelling if needed.

3. Choose a word from this page. Explain what it means in your own words.

4. Use that word in a new sentence or draw a picture that shows its meaning.

5. Think of another example like one on this page. Explain it to an adult.

You can point, speak, draw, or write. Adults can note any help they give.




**WORKSHEET OUTPOST | Grade 1 ELA**

# Personal Narrative

CORE-391 | Five questions

**Success criteria**
I can tell what happened in order and include an ending.

Name: _____ Date: _____

1. Tell about a time you tried again or helped someone. Draw or write only what you remember.

2. Plan: What is your main idea? Choose two or three details.

3. Draw your ideas, tell them to someone, or write a first draft.

4. Write a fresh version: Tell about a time you tried again or helped someone. Draw or write only what you remember.

5. Add or improve one detail. Reread your work. Will the order make sense to a reader?

You can point, speak, draw, or write. Adults can note any help they give.




**WORKSHEET OUTPOST | Grade 1 ELA**

# Personal Narrative

CORE-392 | Five questions

**Success criteria**
I can tell what happened in order and include an ending.

Name: _____ Date: _____

1. Write a fresh version: Tell about a time you tried again or helped someone. Draw or write only what you remember.

2. Add or improve one detail. Reread your work. Will the order make sense to a reader?

3. Check capital letters, spaces, spelling, and end punctuation. Share with a partner.

4. Tell about a time you tried again or helped someone. Draw or write only what you remember.

5. Plan: What is your main idea? Choose two or three details.

You can point, speak, draw, or write. Adults can note any help they give.




**WORKSHEET OUTPOST | Grade 1 ELA**

# Contractions

CORE-477 | Five questions

**Success criteria**

I can join two words and use an apostrophe for the missing letters.

Name: _____ Date: _____

A contraction joins words. An apostrophe marks letters left out.

1. Join: do not; is not; I am

2. Write two words for she's.

3. Use can't in a sentence.

4. Join: we are; they will; I have

5. Write two words for wouldn't.

You can point, speak, draw, or write. Adults can note any help they give.




**WORKSHEET OUTPOST | Grade 1 ELA**

# Contractions

CORE-478 | Five questions

**Success criteria**
I can join two words and use an apostrophe for the missing letters.

Name: _____ Date: _____

A contraction joins words. An apostrophe marks letters left out.

1. Join: we are; they will; I have

2. Write two words for wouldn't.

3. Use you're in a sentence.

4. Join: do not; is not; I am

5. Write two words for she's.

You can point, speak, draw, or write. Adults can note any help they give.




**WORKSHEET OUTPOST | Grade 1 ELA**

## Review Prepositions and Prepositional Phrases

CORE-481 | Five questions

Name: _____ Date: _____

**Success criteria**
I can choose a word that tells where or when something happens.

Read each sentence. Complete the task, then check your work.

1. Circle where: The cart is under the book.

2. Circle when: We read after lunch.

3. Finish: The hat is ___ the box.

4. Circle where: Mei sits beside Rafi.

5. Circle when: We draw before dinner.

You can point, speak, draw, or write. Adults can note any help they give.




**WORKSHEET OUTPOST | Grade 1 ELA**

## Review Prepositions and Prepositional Phrases

CORE-482 | Five questions

Name: _____ Date: _____

**Success criteria**

I can choose a word that tells where or when something happens.

Read each sentence. Complete the task, then check your work.

1. Circle where: Mei sits beside Rafi.

2. Circle when: We draw before dinner.

3. Write one where phrase and one when phrase.

4. Circle where: The cart is under the book.

5. Circle when: We read after lunch.

You can point, speak, draw, or write. Adults can note any help they give.




**WORKSHEET OUTPOST | Grade 1 Reading**

# A Seed by the Tree

w24a | Five questions

**Success criteria**
I can read the story and use a detail to answer a question about it.

Name: _____ Date: _____

Lee and Jean see a seed by a tree. They plant it in a deep pot. They keep the seed wet. Each day, they peek at the pot. A green leaf pokes up! “We make a great team,” said Lee. Jean agrees. They set the pot where the leaf can get sun. Soon the small plant has three green leaves.

1. What appears in the pot?

2. Why do they move the pot?

3. Retell the story in order. Tell what happens first and last.

4. Choose one story word. Read it and explain or draw its meaning.

5. Ask a question about the story. Answer it with a detail from the text.

You can point, speak, draw, or write. Adults can note any help they give.