


**WORKSHEET OUTPOST | Grade 2 ELA**

# Blending Phonemes

**Success criteria**
I can put sounds together to say a word.

2-001-1 | Five questions

Name: _____ Date: _____

For adults: Read each prompt aloud. Say the sound for any letters between slashes. Children may answer aloud or use counters.

1. Blend /s/ /u/ /n/. Use the short u sound.

2. Blend /m/ /a/ /p/. Use the short a sound.

3. Blend /sh/ /i/ /p/. Use the short i sound.

4. Ask an adult to try the same activity with a new word. Listen to the word and take your turn.

5. Pick a new word. Ask a partner to try the same activity with your word.

You can point, speak, draw, or write. Adults can note any help they give.




**WORKSHEET OUTPOST | Grade 2 ELA**

# Blending Phonemes

2-001-2 | Five questions

**Success criteria**
I can put sounds together to say a word.

Name: _____ Date: _____

For adults: Read each prompt aloud. Say the sound for any letters between slashes. Children may answer aloud or use counters.

1. Blend /sh/ /i/ /p/. Use the short i sound.

2. Blend /m/ /a/ /p/. Use the short a sound.

3. Blend /s/ /u/ /n/. Use the short u sound.

4. Ask an adult to try the same activity with a new word. Listen to the word and take your turn.

5. Pick a new word. Ask a partner to try the same activity with your word.

You can point, speak, draw, or write. Adults can note any help they give.




**WORKSHEET OUTPOST | Grade 2 ELA**

# Segmenting Phonemes

**Success criteria**
I can say the separate sounds I hear in a word.

2-002-1 | Five questions

Name: _____ Date: _____

For adults: Read each prompt aloud. Say the sound for any letters between slashes. Children may answer aloud or use counters.

1. Say fish. Push one counter for each sound.

2. Say map. Tap each sound.

3. Say stop. Count the sounds.

4. Ask an adult to try the same activity with a new word. Listen to the word and take your turn.

5. Pick a new word. Ask a partner to try the same activity with your word.

You can point, speak, draw, or write. Adults can note any help they give.




**WORKSHEET OUTPOST | Grade 2 ELA**

# Segmenting Phonemes

2-002-2 | Five questions

**Success criteria**
I can say the separate sounds I hear in a word.

Name: _____ Date: _____

For adults: Read each prompt aloud. Say the sound for any letters between slashes. Children may answer aloud or use counters.

1. Say stop. Count the sounds.

2. Say map. Tap each sound.

3. Say fish. Push one counter for each sound.

4. Ask an adult to try the same activity with a new word. Listen to the word and take your turn.

5. Pick a new word. Ask a partner to try the same activity with your word.

You can point, speak, draw, or write. Adults can note any help they give.




**WORKSHEET OUTPOST | Grade 2 ELA**

# Vowel Teams oo, ou /ū/

2-248-1 | Five questions

**Success criteria**
I can read each word and point to the letters that make the target sound.

Name: _____ Date: _____

Practice words: moon, spoon, boot, soup, group, you.

1. Read each word. Mark the letters that show the spelling pattern you are practicing.

2. Choose two words. How are their spellings alike? How are they different?

3. Use one word in a sentence. Read your sentence aloud.

4. Choose a practice word. Say each sound, then read the whole word.

5. Choose a different practice word. Cover it, write it, and check its spelling.

You can point, speak, draw, or write. Adults can note any help they give.




**WORKSHEET OUTPOST | Grade 2 ELA**

# Vowel Teams oo, ou /ū/

2-248-2 | Five questions

**Success criteria**
I can read each word and point to the letters that make the target sound.

Name: _____ Date: _____

Practice words: you, group, soup, boot, spoon, moon.

1. Read each word. Mark the letters that show the spelling pattern you are practicing.

2. Choose two words. How are their spellings alike? How are they different?

3. Use one word in a sentence. Read your sentence aloud.

4. Choose a practice word. Say each sound, then read the whole word.

5. Choose a different practice word. Cover it, write it, and check its spelling.

You can point, speak, draw, or write. Adults can note any help they give.




**WORKSHEET OUTPOST | Grade 2 ELA**

# move, prove

2-249-1 | Five questions

**Success criteria**
I can read the words, cover them, and spell them from memory.

Name: _____ Date: _____

Words: move, prove

1. Read each word. Circle the part you need to remember.

2. Choose two words. Use each word in a sentence aloud.

3. Copy the words. Cover your list. Write each word as an adult reads it aloud.

4. Ask an adult to read the words in a different order. Write each word you hear.

5. Check your spelling. Fix any words you missed.

You can point, speak, draw, or write. Adults can note any help they give.




**WORKSHEET OUTPOST | Grade 2 ELA**

# move, prove

2-249-2 | Five questions

**Success criteria**
I can read the words, cover them, and spell them from memory.

Name: _____ Date: _____

Words: move, prove

1. Ask an adult to read the words in a different order. Write each word you hear.

2. Check your spelling. Fix any words you missed.

3. Use one or two words from the list in a sentence. Read it aloud.

4. Read each word. Circle the part you need to remember.

5. Choose two words. Use each word in a sentence aloud.

You can point, speak, draw, or write. Adults can note any help they give.




**WORKSHEET OUTPOST | Grade 2 ELA**

# Words with Vowel Teams oo, ou /ū/

2-250-1 | Five questions

Name: _____ Date: _____

**Success criteria**
I can read the words, cover them, and spell them from memory.

Practice words: moon, spoon, boot, soup, group, you.

1. Read the words, then cover them. Write each word as an adult says it. Check your spelling.

2. Choose two words. Write a sentence for each.

3. Circle the letters that show the spelling pattern in each word.

4. Choose a practice word. Say each sound, then read the whole word.

5. Choose a different practice word. Cover it, write it, and check its spelling.

You can point, speak, draw, or write. Adults can note any help they give.




**WORKSHEET OUTPOST | Grade 2 ELA**

# Words with Vowel Teams oo, ou /ū/

2-250-2 | Five questions

Name: _____ Date: _____

**Success criteria**
I can read the words, cover them, and spell them from memory.

Practice words: you, group, soup, boot, spoon, moon.

1. Read the words, then cover them. Write each word as an adult says it. Check your spelling.

2. Choose two words. Write a sentence for each.

3. Circle the letters that show the spelling pattern in each word.

4. Choose a practice word. Say each sound, then read the whole word.

5. Choose a different practice word. Cover it, write it, and check its spelling.

You can point, speak, draw, or write. Adults can note any help they give.




**WORKSHEET OUTPOST | Grade 2 ELA**

# Cursive: M, N, W, X, Y

2-251-1 | Five questions

**Success criteria**
I can form the letters shown and write them on my own.

Name: _____ Date: _____

Watch an adult write each letter on the first line. Notice where it starts and ends. Copy it, then try it from memory.

1. Watch an adult write M. Copy the letter, then try again on your own.

2. Watch an adult write W. Copy the letter, then try again on your own.

3. Watch an adult write Y. Copy the letter, then try again on your own.

4. Watch an adult write M. Copy the letter, then try again on your own.

5. Watch an adult write W. Copy the letter, then try again on your own.

You can point, speak, draw, or write. Adults can note any help they give.




**WORKSHEET OUTPOST | Grade 2 ELA**

# Cursive: M, N, W, X, Y

2-251-2 | Five questions

**Success criteria**
I can form the letters shown and write them on my own.

Name: _____ Date: _____

Watch an adult write each letter on the first line. Notice where it starts and ends. Copy it, then try it from memory.

1. Watch an adult write N. Copy the letter, then try again on your own.

2. Watch an adult write X. Copy the letter, then try again on your own.

3. Watch an adult write N. Copy the letter, then try again on your own.

4. Watch an adult write X. Copy the letter, then try again on your own.

5. Watch an adult write N. Copy the letter, then try again on your own.

You can point, speak, draw, or write. Adults can note any help they give.




**WORKSHEET OUTPOST | Grade 2 ELA**

# Accuracy and Self-Correction

2-011-1 | Five questions

**Success criteria**
I can read the passage aloud and reread a tricky part so it makes sense.

Name: _____ Date: _____

Nell made a ramp. She put a cart at the top. The cart rolled down. Nell moved the ramp and tried again.

1. Read aloud. Mark a word you need to check.

2. Check the letters, practice the word, and reread the sentence.

3. Read again in phrases. Let punctuation guide your voice.

4. Read the text to a partner at a comfortable pace.

5. Tell what happens without looking.

You can point, speak, draw, or write. Adults can note any help they give.




**WORKSHEET OUTPOST | Grade 2 ELA**

# Accuracy and Self-Correction

2-011-2 | Five questions

**Success criteria**
I can read the passage aloud and reread a tricky part so it makes sense.

Name: _____ Date: _____

Nell made a ramp. She put a cart at the top. The cart rolled down. Nell moved the ramp and tried again.

1. Read the text to a partner at a comfortable pace.

2. Tell what happens without looking.

3. Reread. Ask your partner what became clearer or smoother.

4. Read aloud. Mark a word you need to check.

5. Check the letters, practice the word, and reread the sentence.

You can point, speak, draw, or write. Adults can note any help they give.




**WORKSHEET OUTPOST | Grade 2 ELA**

# Text Organization

2-107-1 | Five questions

**Success criteria**
I can explain how two ideas or events in the text are connected.

Name: _____ Date: _____

First, place two books a hand-width apart. Next, fold a strip of paper into a zigzag. Then lay it across the gap. Last, roll a toy cart over the bridge.

1. What happens first?

2. Which step comes before laying the bridge?

3. Circle two order words.

4. What is the most important idea on this page? Point to a detail that supports it.

5. Ask a question about what you read. Answer it using this page.

You can point, speak, draw, or write. Adults can note any help they give.




**WORKSHEET OUTPOST | Grade 2 ELA**

# Text Organization

2-107-2 | Five questions

**Success criteria**
I can explain how two ideas or events in the text are connected.

Name: _____ Date: _____

First, set a tray on a table. Next, add a little water. Then fold a paper boat. Last, put the boat in the water and watch it float.

1. What happens after setting down the tray?

2. Why fold the boat before putting it in water?

3. Retell the steps in order.

4. What is the most important idea on this page? Point to a detail that supports it.

5. Ask a question about what you read. Answer it using this page.

You can point, speak, draw, or write. Adults can note any help they give.




**WORKSHEET OUTPOST | Grade 2 ELA**

# Summarize

2-032-1 | Five questions

**Success criteria**
I can retell what happens and tell what the story helps me understand.

Name: _____ Date: _____

Nell built a small paper bridge between two books. Her toy cart fell through it. Nell folded the paper into a zigzag and tried again. The cart rolled across. Nell smiled and invited Omar to test a heavier cart.

1. Tell the beginning.

2. Tell the problem and solution.

3. Give a one-sentence summary.

4. What is the most important idea on this page? Point to a detail that supports it.

5. Ask a question about what you read. Answer it using this page.

You can point, speak, draw, or write. Adults can note any help they give.




**WORKSHEET OUTPOST | Grade 2 ELA**

# Summarize

2-032-2 | Five questions

**Success criteria**
I can retell what happens and tell what the story helps me understand.

Name: _____ Date: _____

Rafi wanted to carry three library books home. His paper bag tore. Mei offered a cloth bag. Rafi put the books inside and held the handles. At home, he drew a thank-you card for Mei.

1. Tell the problem first.

2. Tell how it is solved.

3. Retell the ending.

4. What is the most important idea on this page? Point to a detail that supports it.

5. Ask a question about what you read. Answer it using this page.

You can point, speak, draw, or write. Adults can note any help they give.




**WORKSHEET OUTPOST | Grade 2 ELA**

# Figurative Language

2-134-1 | Five questions

**Success criteria**
I can answer a question and point to the part of the text that helped me.

Name: _____ Date: _____

The tiny cart flew down the ramp. Nell was a bundle of excitement. Her smile was as wide as the bridge.

1. Did the cart grow wings? Explain flew.

2. What does a bundle of excitement mean?

3. Find a comparison using as.

4. What is the most important idea on this page? Point to a detail that supports it.

5. Ask a question about what you read. Answer it using this page.

You can point, speak, draw, or write. Adults can note any help they give.




**WORKSHEET OUTPOST | Grade 2 ELA**

# Figurative Language

2-134-2 | Five questions

**Success criteria**

I can answer a question and point to the part of the text that helped me.

Name: _____ Date: _____

The wind whispered at the window. Rafi waited forever for the glue to dry. The card shone like a little sun.

1. Can wind really speak? What does whispered suggest?

2. Did Rafi really wait forever?

3. Find a comparison using like.

4. What is the most important idea on this page? Point to a detail that supports it.

5. Ask a question about what you read. Answer it using this page.

You can point, speak, draw, or write. Adults can note any help they give.




**WORKSHEET OUTPOST | Grade 2 ELA**

# Write a Drama

2-252-1 | Five questions

**Success criteria**
I can tell what happened in order and include an ending.

Name: _____ Date: _____

1. Write a scene in which two friends solve a torn-bag problem. Name each speaker and add two stage directions.

2. Plan: What is your main idea? Choose two or three details.

3. Draw your ideas, tell them to someone, or write a first draft.

4. Write another version. Write a scene in which two friends solve a torn-bag problem. Name each speaker and add two stage directions.

5. Add or improve one detail. Reread your work. Will the order make sense to a reader?

You can point, speak, draw, or write. Adults can note any help they give.




**WORKSHEET OUTPOST | Grade 2 ELA**

# Write a Drama

2-252-2 | Five questions

**Success criteria**
I can tell what happened in order and include an ending.

Name: _____ Date: _____

1. Write another version. Write a scene in which two friends solve a torn-bag problem. Name each speaker and add two stage directions.

2. Add or improve one detail. Reread your work. Will the order make sense to a reader?

3. Check capital letters, spaces, spelling, and end punctuation. Share with a partner.

4. Write a scene in which two friends solve a torn-bag problem. Name each speaker and add two stage directions.

5. Plan: What is your main idea? Choose two or three details.

You can point, speak, draw, or write. Adults can note any help they give.




**WORKSHEET OUTPOST | Grade 2 ELA**

# Prefix pre-

2-204-1 | Five questions

**Success criteria**
I can find the word part that was added and tell how it changes the meaning.

Name: _____ Date: _____

Use the examples to explain what the words mean.

1. Build a word related to pay using -pre (or pre-). Change the base spelling if needed.

2. What does prepay mean? Use it in a sentence.

3. Choose a word from this page. Explain what it means in your own words.

4. Use that word in a new sentence or draw a picture that shows its meaning.

5. Think of another example like one on this page. Explain it to an adult.

You can point, speak, draw, or write. Adults can note any help they give.




**WORKSHEET OUTPOST | Grade 2 ELA**

# Prefix pre-

2-204-2 | Five questions

**Success criteria**
I can find the word part that was added and tell how it changes the meaning.

Name: _____ Date: _____

Use the examples to explain what the words mean.

1. What does prepay mean? Use it in a sentence.

2. Build a word related to pay using -pre (or pre-). Change the base spelling if needed.

3. Choose a word from this page. Explain what it means in your own words.

4. Use that word in a new sentence or draw a picture that shows its meaning.

5. Think of another example like one on this page. Explain it to an adult.

You can point, speak, draw, or write. Adults can note any help they give.




**WORKSHEET OUTPOST | Grade 2 ELA**

# Research Report

2-238-1 | Five questions

**Success criteria**
I can use what I know or find in a source to answer a question.

Name: _____ Date: _____

Source A - Ramp notebook: A ramp slopes from a higher point to a lower point. A toy cart can roll down it.
Source B - Fair-test card: Change one thing at a time. To compare ramp heights, use the same cart and ramp surface each time.

1. Use the two ramp sources below to answer: How can we compare ramps fairly?

2. Plan: What is your main idea? Choose two or three details.

3. Draw your ideas, tell them to someone, or write a first draft.

4. Write a fresh version: Use the two ramp sources below to answer: How can we compare ramps fairly?

5. Add or improve one detail. Reread your work. Will the order make sense to a reader?

You can point, speak, draw, or write. Adults can note any help they give.




**WORKSHEET OUTPOST | Grade 2 ELA**

# Research Report

2-238-2 | Five questions

**Success criteria**
I can use what I know or find in a source to answer a question.

Name: _____ Date: _____

Source A - Ramp notebook: A ramp slopes from a higher point to a lower point. A toy cart can roll down it.
Source B - Fair-test card: Change one thing at a time. To compare ramp heights, use the same cart and ramp surface each time.

1. Write a fresh version: Use the two ramp sources below to answer: How can we compare ramps fairly?

2. Add or improve one detail. Reread your work. Will the order make sense to a reader?

3. Check capital letters, spaces, spelling, and end punctuation. Share with a partner.

4. Use the two ramp sources below to answer: How can we compare ramps fairly?

5. Plan: What is your main idea? Choose two or three details.

You can point, speak, draw, or write. Adults can note any help they give.




**WORKSHEET OUTPOST | Grade 2 ELA**

# Review Possessive Nouns

**Success criteria**
I can choose a naming word that fits the sentence.

2-144-1 | Five questions

Name: _____ Date: _____

Read each sentence. Complete the task, then check your work.

1. Show ownership: the bag of Mei

2. Show ownership: the carts of the boys

3. Choose: One cat has a dish. It is the (cat's / cats') dish.

4. Show ownership: the hat of Rafi

5. Show ownership: the room of the teachers

You can point, speak, draw, or write. Adults can note any help they give.




**WORKSHEET OUTPOST | Grade 2 ELA**

# Review Possessive Nouns

**Success criteria**
I can choose a naming word that fits the sentence.

2-144-2 | Five questions

Name: _____ Date: _____

Read each sentence. Complete the task, then check your work.

1. Show ownership: the hat of Rafi

2. Show ownership: the room of the teachers

3. Write about something two dogs own.

4. Show ownership: the bag of Mei

5. Show ownership: the carts of the boys

You can point, speak, draw, or write. Adults can note any help they give.




**WORKSHEET OUTPOST | Grade 2 ELA**

# Contractions with Not

2-239-1 | Five questions

**Success criteria**
I can join two words and use an apostrophe for the missing letters.

Name: _____ Date: _____

A contraction joins words. An apostrophe marks letters left out.

1. Join: do not; is not; I am

2. Write two words for she's.

3. Use can't in a sentence.

4. Join: we are; they will; I have

5. Write two words for wouldn't.

You can point, speak, draw, or write. Adults can note any help they give.




**WORKSHEET OUTPOST | Grade 2 ELA**

# Contractions with Not

2-239-2 | Five questions

**Success criteria**
I can join two words and use an apostrophe for the missing letters.

Name: _____ Date: _____

A contraction joins words. An apostrophe marks letters left out.

1. Join: we are; they will; I have

2. Write two words for wouldn't.

3. Use you're in a sentence.

4. Join: do not; is not; I am

5. Write two words for she's.

You can point, speak, draw, or write. Adults can note any help they give.




**WORKSHEET OUTPOST | Grade 2 ELA**

# Classify

2-060-1 | Five questions

**Success criteria**

I can tell how two things are alike or different and give an example.

Name: _____ Date: _____

A partner wants to test a paper bridge. You want to make sure both partners can share ideas.

1. Compare two ways to make a bridge stronger.

2. Listen to your partner and combine the best parts of both plans.

3. Explain the plan and why you chose it.

4. Switch roles. Try the same conversation with a paper boat instead of a bridge.

5. Write or draw one idea your partner shared.

You can point, speak, draw, or write. Adults can note any help they give.




**WORKSHEET OUTPOST | Grade 2 ELA**

# Classify

2-060-2 | Five questions

**Success criteria**
I can tell how two things are alike or different and give an example.

Name: _____ Date: _____

A partner wants to test a paper bridge. You want to make sure both partners can share ideas.

1. Switch roles. Try the same conversation with a paper boat instead of a bridge.

2. Write or draw one idea your partner shared.

3. Check: Did you listen, take turns, stay on topic, and use clear words?

4. Compare two ways to make a bridge stronger.

5. Listen to your partner and combine the best parts of both plans.

You can point, speak, draw, or write. Adults can note any help they give.