

WORKSHEET OUTPOST | Grade 2 ELA

Blending Phonemes

Success criteria
I can put sounds together to say a word.

2-001-1 | Five questions

Name: _____ Date: _____

For adults: Read each prompt aloud. Say the sound for any letters between slashes. Children may answer aloud or use counters.

1. Blend /s/ /u/ /n/. Use the short u sound.

2. Blend /m/ /a/ /p/. Use the short a sound.

3. Blend /sh/ /i/ /p/. Use the short i sound.

4. Ask an adult to try the same activity with a new word. Listen to the word and take your turn.

5. Pick a new word. Ask a partner to try the same activity with your word.

You can point, speak, draw, or write. Adults can note any help they give.



WORKSHEET OUTPOST | Grade 2 ELA

Blending Phonemes

2-001-2 | Five questions

Success criteria
I can put sounds together to say a word.

Name: _____ Date: _____

For adults: Read each prompt aloud. Say the sound for any letters between slashes. Children may answer aloud or use counters.

1. Blend /sh/ /i/ /p/. Use the short i sound.

2. Blend /m/ /a/ /p/. Use the short a sound.

3. Blend /s/ /u/ /n/. Use the short u sound.

4. Ask an adult to try the same activity with a new word. Listen to the word and take your turn.

5. Pick a new word. Ask a partner to try the same activity with your word.

You can point, speak, draw, or write. Adults can note any help they give.



WORKSHEET OUTPOST | Grade 2 ELA

Segmenting Phonemes

Success criteria
I can say the separate sounds I hear in a word.

2-002-1 | Five questions

Name: _____ Date: _____

For adults: Read each prompt aloud. Say the sound for any letters between slashes. Children may answer aloud or use counters.

1. Say fish. Push one counter for each sound.

2. Say map. Tap each sound.

3. Say stop. Count the sounds.

4. Ask an adult to try the same activity with a new word. Listen to the word and take your turn.

5. Pick a new word. Ask a partner to try the same activity with your word.

You can point, speak, draw, or write. Adults can note any help they give.



WORKSHEET OUTPOST | Grade 2 ELA

Segmenting Phonemes

2-002-2 | Five questions

Success criteria
I can say the separate sounds I hear in a word.

Name: _____ Date: _____

For adults: Read each prompt aloud. Say the sound for any letters between slashes. Children may answer aloud or use counters.

1. Say stop. Count the sounds.

2. Say map. Tap each sound.

3. Say fish. Push one counter for each sound.

4. Ask an adult to try the same activity with a new word. Listen to the word and take your turn.

5. Pick a new word. Ask a partner to try the same activity with your word.

You can point, speak, draw, or write. Adults can note any help they give.



WORKSHEET OUTPOST | Grade 2 ELA

Vowel Teams ew, ui, ue /ū/

2-253-1 | Five questions

Success criteria
I can read each word and point to the letters that make the target sound.

Name: _____ Date: _____

Practice words: new, grew, flew, fruit, suit, blue.

1. Read each word. Mark the letters that show the spelling pattern you are practicing.

2. Choose two words. How are their spellings alike? How are they different?

3. Use one word in a sentence. Read your sentence aloud.

4. Choose a practice word. Say each sound, then read the whole word.

5. Choose a different practice word. Cover it, write it, and check its spelling.

You can point, speak, draw, or write. Adults can note any help they give.



WORKSHEET OUTPOST | Grade 2 ELA

Vowel Teams ew, ui, ue /ū/

2-253-2 | Five questions

Success criteria
I can read each word and point to the letters that make the target sound.

Name: _____ Date: _____

Practice words: blue, suit, fruit, flew, grew, new.

1. Read each word. Mark the letters that show the spelling pattern you are practicing.

2. Choose two words. How are their spellings alike? How are they different?

3. Use one word in a sentence. Read your sentence aloud.

4. Choose a practice word. Say each sound, then read the whole word.

5. Choose a different practice word. Cover it, write it, and check its spelling.

You can point, speak, draw, or write. Adults can note any help they give.



WORKSHEET OUTPOST | Grade 2 ELA

often, listen

2-254-1 | Five questions

Success criteria
I can read the words, cover them, and spell them from memory.

Name: _____ Date: _____

Words: often, listen

1. Read each word. Circle the part you need to remember.

2. Choose two words. Use each word in a sentence aloud.

3. Copy the words. Cover your list. Write each word as an adult reads it aloud.

4. Ask an adult to read the words in a different order. Write each word you hear.

5. Check your spelling. Fix any words you missed.

You can point, speak, draw, or write. Adults can note any help they give.



WORKSHEET OUTPOST | Grade 2 ELA

often, listen

2-254-2 | Five questions

Success criteria
I can read the words, cover them, and spell them from memory.

Name: _____ Date: _____

Words: often, listen

1. Ask an adult to read the words in a different order. Write each word you hear.

2. Check your spelling. Fix any words you missed.

3. Use one or two words from the list in a sentence. Read it aloud.

4. Read each word. Circle the part you need to remember.

5. Choose two words. Use each word in a sentence aloud.

You can point, speak, draw, or write. Adults can note any help they give.



WORKSHEET OUTPOST | Grade 2 ELA

Words with Vowel Teams ew, ui, ue /ū/

2-255-1 | Five questions

Success criteria
I can read the words, cover them, and spell them from memory.

Name: _____ Date: _____

Practice words: new, grew, flew, fruit, suit, blue.

1. Read the words, then cover them. Write each word as an adult says it. Check your spelling.

2. Choose two words. Write a sentence for each.

3. Circle the letters that show the spelling pattern in each word.

4. Choose a practice word. Say each sound, then read the whole word.

5. Choose a different practice word. Cover it, write it, and check its spelling.

You can point, speak, draw, or write. Adults can note any help they give.



WORKSHEET OUTPOST | Grade 2 ELA

Words with Vowel Teams ew, ui, ue /ū/

2-255-2 | Five questions

Name: _____ Date: _____

Success criteria
I can read the words, cover them, and spell them from memory.

Practice words: blue, suit, fruit, flew, grew, new.

1. Read the words, then cover them. Write each word as an adult says it. Check your spelling.

2. Choose two words. Write a sentence for each.

3. Circle the letters that show the spelling pattern in each word.

4. Choose a practice word. Say each sound, then read the whole word.

5. Choose a different practice word. Cover it, write it, and check its spelling.

You can point, speak, draw, or write. Adults can note any help they give.



WORKSHEET OUTPOST | Grade 2 ELA

Cursive: Z, P, R, B, Q

2-256-1 | Five questions

Success criteria
I can form the letters shown and write them on my own.

Name: _____ Date: _____

Watch an adult write each letter on the first line. Notice where it starts and ends. Copy it, then try it from memory.

1. Watch an adult write Z. Copy the letter, then try again on your own.

2. Watch an adult write R. Copy the letter, then try again on your own.

3. Watch an adult write Q. Copy the letter, then try again on your own.

4. Watch an adult write Z. Copy the letter, then try again on your own.

5. Watch an adult write R. Copy the letter, then try again on your own.

You can point, speak, draw, or write. Adults can note any help they give.



WORKSHEET OUTPOST | Grade 2 ELA

Cursive: Z, P, R, B, Q

2-256-2 | Five questions

Success criteria
I can form the letters shown and write them on my own.

Name: _____ Date: _____

Watch an adult write each letter on the first line. Notice where it starts and ends. Copy it, then try it from memory.

1. Watch an adult write P. Copy the letter, then try again on your own.

2. Watch an adult write B. Copy the letter, then try again on your own.

3. Watch an adult write P. Copy the letter, then try again on your own.

4. Watch an adult write B. Copy the letter, then try again on your own.

5. Watch an adult write P. Copy the letter, then try again on your own.

You can point, speak, draw, or write. Adults can note any help they give.



WORKSHEET OUTPOST | Grade 2 ELA

Accuracy and Self-Correction

2-011-1 | Five questions

Success criteria
I can read the passage aloud and reread a tricky part so it makes sense.

Name: _____ Date: _____

Nell made a ramp. She put a cart at the top. The cart rolled down. Nell moved the ramp and tried again.

1. Read aloud. Mark a word you need to check.

2. Check the letters, practice the word, and reread the sentence.

3. Read again in phrases. Let punctuation guide your voice.

4. Read the text to a partner at a comfortable pace.

5. Tell what happens without looking.

You can point, speak, draw, or write. Adults can note any help they give.



WORKSHEET OUTPOST | Grade 2 ELA

Accuracy and Self-Correction

2-011-2 | Five questions

Success criteria
I can read the passage aloud and reread a tricky part so it makes sense.

Name: _____ Date: _____

Nell made a ramp. She put a cart at the top. The cart rolled down. Nell moved the ramp and tried again.

1. Read the text to a partner at a comfortable pace.

2. Tell what happens without looking.

3. Reread. Ask your partner what became clearer or smoother.

4. Read aloud. Mark a word you need to check.

5. Check the letters, practice the word, and reread the sentence.

You can point, speak, draw, or write. Adults can note any help they give.



WORKSHEET OUTPOST | Grade 2 ELA

Connect Text and Visuals

Success criteria
I can use a text feature to find information.

2-068-1 | Five questions

Name: _____ Date: _____

THE PAPER BRIDGE
Words by Jo Lane | Picture by Ari Vale (fictional creators)
Caption: A folded paper bridge rests on two books.
Glossary: fold - a bend made in paper.

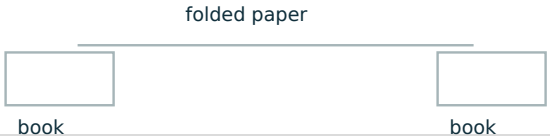

1. Who wrote the words?

2. What does the caption explain?

3. Where is the meaning of fold?

4. What is the most important idea on this page? Point to a detail that supports it.

5. Ask a question about what you read. Answer it using this page.

You can point, speak, draw, or write. Adults can note any help they give.



WORKSHEET OUTPOST | Grade 2 ELA

Connect Text and Visuals

Success criteria
I can use a text feature to find information.

2-068-2 | Five questions

Name: _____ Date: _____

THE TOY RAMP
Words by Ari Vale | Picture by Jo Lane (fictional creators)
Caption: A toy cart rolls down a ramp.
Glossary: ramp - a sloping surface.



Ramp model

1. Who made the picture?

2. Read the heading. What will you learn about?

3. Point to the ramp in the drawing.

4. What is the most important idea on this page? Point to a detail that supports it.

5. Ask a question about what you read. Answer it using this page.

You can point, speak, draw, or write. Adults can note any help they give.



WORKSHEET OUTPOST | Grade 2 ELA

Figurative Language

2-134-1 | Five questions

Success criteria
I can answer a question and point to the part of the text that helped me.

Name: _____ Date: _____

The tiny cart flew down the ramp. Nell was a bundle of excitement. Her smile was as wide as the bridge.

1. Did the cart grow wings? Explain flew.

2. What does a bundle of excitement mean?

3. Find a comparison using as.

4. What is the most important idea on this page? Point to a detail that supports it.

5. Ask a question about what you read. Answer it using this page.

You can point, speak, draw, or write. Adults can note any help they give.



WORKSHEET OUTPOST | Grade 2 ELA

Figurative Language

2-134-2 | Five questions

Success criteria

I can answer a question and point to the part of the text that helped me.

Name: _____ Date: _____

The wind whispered at the window. Rafi waited forever for the glue to dry. The card shone like a little sun.

1. Can wind really speak? What does whispered suggest?

2. Did Rafi really wait forever?

3. Find a comparison using like.

4. What is the most important idea on this page? Point to a detail that supports it.

5. Ask a question about what you read. Answer it using this page.

You can point, speak, draw, or write. Adults can note any help they give.



WORKSHEET OUTPOST | Grade 2 ELA

Make Inferences

2-055-1 | Five questions

Success criteria

I can use a clue and what I know to explain an idea the text does not say directly.

Name: _____ Date: _____

Nell built a small paper bridge between two books. Her toy cart fell through it. Nell folded the paper into a zigzag and tried again. The cart rolled across. Nell smiled and invited Omar to test a heavier cart.

1. How does Nell feel at the end?

2. What clue supports your answer?

3. What does trying again show about Nell?

4. What is the most important idea on this page? Point to a detail that supports it.

5. Ask a question about what you read. Answer it using this page.

You can point, speak, draw, or write. Adults can note any help they give.



WORKSHEET OUTPOST | Grade 2 ELA

Make Inferences

2-055-2 | Five questions

Success criteria

I can use a clue and what I know to explain an idea the text does not say directly.

Name: _____ Date: _____

Rafi wanted to carry three library books home. His paper bag tore. Mei offered a cloth bag. Rafi put the books inside and held the handles. At home, he drew a thank-you card for Mei.

1. How might Rafi feel about Mei?

2. What clue supports that?

3. What does Mei do that shows kindness?

4. What is the most important idea on this page? Point to a detail that supports it.

5. Ask a question about what you read. Answer it using this page.

You can point, speak, draw, or write. Adults can note any help they give.



WORKSHEET OUTPOST | Grade 2 ELA

Theme

2-104-1 | Five questions

Success criteria
I can retell what happens and tell what the story helps me understand.

Name: _____ Date: _____

Nell built a small paper bridge between two books. Her toy cart fell through it. Nell folded the paper into a zigzag and tried again. The cart rolled across. Nell smiled and invited Omar to test a heavier cart.

1. What can you learn from Nell?

2. Which action supports that idea?

3. Would her plan work for every cart? Explain.

4. What is the most important idea on this page? Point to a detail that supports it.

5. Ask a question about what you read. Answer it using this page.



WORKSHEET OUTPOST | Grade 2 ELA

Theme

2-104-2 | Five questions

Success criteria
I can retell what happens and tell what the story helps me understand.

Name: _____ Date: _____

Rafi wanted to carry three library books home. His paper bag tore. Mei offered a cloth bag. Rafi put the books inside and held the handles. At home, he drew a thank-you card for Mei.

1. What lesson does the story suggest?

2. Give an action that supports it.

3. Suggest another way to thank Mei.

4. What is the most important idea on this page? Point to a detail that supports it.

5. Ask a question about what you read. Answer it using this page.



WORKSHEET OUTPOST | Grade 2 ELA

Follow a Research Plan

2-257-1 | Five questions

Success criteria
I can use what I know or find in a source to answer a question.

Name: _____ Date: _____

Source A - Ramp notebook: A ramp slopes down. A cart can roll down it.
Source B - Fair-test card: Use the same cart and surface when comparing two ramp heights.
Screen labels: HOME | SEARCH | NEXT PAGE | AUDIO | GLOSSARY

1. Ask a question these sources can help answer.

2. Write one fact from each source. Label each fact A or B to show where you found it.

3. Which source helps you plan a fair test? Explain why.

4. Sort: A ramp slopes. Ramps are the best toys. Which is a fact?

5. Write a short answer to your research question using source details.

You can point, speak, draw, or write. Adults can note any help they give.



WORKSHEET OUTPOST | Grade 2 ELA

Follow a Research Plan

2-257-2 | Five questions

Success criteria
I can use what I know or find in a source to answer a question.

Name: _____ Date: _____

Source A - Ramp notebook: A ramp slopes down. A cart can roll down it.
Source B - Fair-test card: Use the same cart and surface when comparing two ramp heights.
Screen labels: HOME | SEARCH | NEXT PAGE | AUDIO | GLOSSARY

1. Sort: A ramp slopes. Ramps are the best toys. Which is a fact?

2. Write a short answer to your research question using source details.

3. Tell where your information came from.

4. Ask a question these sources can help answer.

5. Write one fact from each source. Label each fact A or B to show where you found it.

You can point, speak, draw, or write. Adults can note any help they give.



WORKSHEET OUTPOST | Grade 2 ELA

Write a Story

2-227-1 | Five questions

Success criteria
I can tell what happened in order and include an ending.

Name: _____ Date: _____

Nell built a small paper bridge between two books. Her toy cart fell through it. Nell folded the paper into a zigzag and tried again. The cart rolled across. Nell smiled and invited Omar to test a heavier cart.
Rafi wanted to carry three library books home. His paper bag tore. Mei offered a cloth bag. Rafi put the books inside and held the handles. At home, he drew a thank-you card for Mei.

1. Invent a story about a lost bookmark.

2. Plan: What is your main idea? Choose two or three details.

3. Draw your ideas, tell them to someone, or write a first draft.

4. Write a fresh version: Invent a story about a lost bookmark.

5. Add or improve one detail. Reread your work. Will the order make sense to a reader?

You can point, speak, draw, or write. Adults can note any help they give.



WORKSHEET OUTPOST | Grade 2 ELA

Write a Story

2-227-2 | Five questions

Success criteria
I can tell what happened in order and include an ending.

Name: _____ Date: _____

Nell built a small paper bridge between two books. Her toy cart fell through it. Nell folded the paper into a zigzag and tried again. The cart rolled across. Nell smiled and invited Omar to test a heavier cart.
Rafi wanted to carry three library books home. His paper bag tore. Mei offered a cloth bag. Rafi put the books inside and held the handles. At home, he drew a thank-you card for Mei.

1. Write a fresh version: Invent a story about a lost bookmark.

2. Add or improve one detail. Reread your work. Will the order make sense to a reader?

3. Check capital letters, spaces, spelling, and end punctuation. Share with a partner.

4. Invent a story about a lost bookmark.

5. Plan: What is your main idea? Choose two or three details.

You can point, speak, draw, or write. Adults can note any help they give.



WORKSHEET OUTPOST | Grade 2 ELA

Suffixes -ion, -tion, -sion

2-258-1 | Five questions

Success criteria

I can find the word part that was added and tell how it changes the meaning.

Name: _____ Date: _____

Use the examples to explain what the words mean.

1. Build a word related to act using -tion (or tion-). Change the base spelling if needed.

2. Build a word related to decide using -sion (or sion-). Change the base spelling if needed.

3. Build a word related to act using -ion (or ion-). Change the base spelling if needed.

4. What does action mean? Use it in a sentence.

5. What does decision mean? Use it in a sentence.

You can point, speak, draw, or write. Adults can note any help they give.



WORKSHEET OUTPOST | Grade 2 ELA

Suffixes -ion, -tion, -sion

2-258-2 | Five questions

Success criteria

I can find the word part that was added and tell how it changes the meaning.

Name: _____ Date: _____

Use the examples to explain what the words mean.

1. What does action mean? Use it in a sentence.

2. What does decision mean? Use it in a sentence.

3. What does action mean? Use it in a sentence.

4. Build a word related to act using -tion (or tion-). Change the base spelling if needed.

5. Build a word related to decide using -sion (or sion-). Change the base spelling if needed.

You can point, speak, draw, or write. Adults can note any help they give.



WORKSHEET OUTPOST | Grade 2 ELA

Shades of Meaning

2-197-1 | Five questions

Success criteria

I can compare two similar words and choose the one that best fits.

Name: _____ Date: _____

Use the examples to explain what the words mean.

1. Order from least to most strong: boiling, warm, hot

2. Which is stronger: like or love?

3. Use the stronger word in a sentence.

4. Order by loudness: shout, whisper, speak

5. Which moves faster: stroll or sprint?

You can point, speak, draw, or write. Adults can note any help they give.



WORKSHEET OUTPOST | Grade 2 ELA

Shades of Meaning

2-197-2 | Five questions

Success criteria

I can compare two similar words and choose the one that best fits.

Name: _____ Date: _____

Use the examples to explain what the words mean.

1. Order by loudness: shout, whisper, speak

2. Which moves faster: stroll or sprint?

3. Tell why the exact word matters.

4. Order from least to most strong: boiling, warm, hot

5. Which is stronger: like or love?

You can point, speak, draw, or write. Adults can note any help they give.



WORKSHEET OUTPOST | Grade 2 ELA

Thank-You Letter

2-259-1 | Five questions

Success criteria

I can reread my writing and change something to make it clearer.

Name: _____ Date: _____

1. Write a note thanking someone who helped you carry books.

2. Plan: What is your main idea? Choose two or three details.

3. Draw your ideas, tell them to someone, or write a first draft.

4. Write another version. Write a note thanking someone who helped you carry books.

5. Add or improve one detail. Reread your work. Will the order make sense to a reader?

You can point, speak, draw, or write. Adults can note any help they give.



WORKSHEET OUTPOST | Grade 2 ELA

Thank-You Letter

2-259-2 | Five questions

Success criteria
I can reread my writing and change something to make it clearer.

Name: _____ Date: _____

1. Write another version. Write a note thanking someone who helped you carry books.

2. Add or improve one detail. Reread your work. Will the order make sense to a reader?

3. Check capital letters, spaces, spelling, and end punctuation. Share with a partner.

4. Write a note thanking someone who helped you carry books.

5. Plan: What is your main idea? Choose two or three details.

You can point, speak, draw, or write. Adults can note any help they give.



WORKSHEET OUTPOST | Grade 2 ELA

Review Possessive Pronouns

2-178-1 | Five questions

Success criteria
I can choose a pronoun that shows who owns something.

Name: _____ Date: _____

Read each sentence. Complete the task, then check your work.

1. Choose: This bag belongs to me. It is (my / mine) bag.

2. Choose: The cart belongs to him. It is (his / he).

3. Replace the repeated name: Mei holds Mei's book.

4. Choose: The hats belong to them. They are (their / theirs).

5. Finish: The hat belongs to you. It is ___.

You can point, speak, draw, or write. Adults can note any help they give.



WORKSHEET OUTPOST | Grade 2 ELA

Review Possessive Pronouns

2-178-2 | Five questions

Success criteria
I can choose a pronoun that shows who owns something.

Name: _____ Date: _____

Read each sentence. Complete the task, then check your work.

1. Choose: The hats belong to them. They are (their / theirs).

2. Finish: The hat belongs to you. It is ___.

3. Write a sentence using our or ours.

4. Choose: This bag belongs to me. It is (my / mine) bag.

5. Choose: The cart belongs to him. It is (his / he).

You can point, speak, draw, or write. Adults can note any help they give.



WORKSHEET OUTPOST | Grade 2 ELA

Review Irregular Verbs

Success criteria
I can use a verb that shows when the action happens.

2-199-1 | Five questions

Name: _____ Date: _____

Read each sentence. Complete the task, then check your work.

1. Write the past: eat; run; sit

2. Choose: Yesterday I (go / went) home.

3. Choose: Mei (have / has) a bag.

4. Write the past: give; take; see

5. Choose: Yesterday he (do / did) the work.

You can point, speak, draw, or write. Adults can note any help they give.



WORKSHEET OUTPOST | Grade 2 ELA

Review Irregular Verbs

Success criteria
I can use a verb that shows when the action happens.

2-199-2 | Five questions

Name: _____ Date: _____

Read each sentence. Complete the task, then check your work.

1. Write the past: give; take; see

2. Choose: Yesterday he (do / did) the work.

3. Write the past: say; hide; tell

4. Write the past: eat; run; sit

5. Choose: Yesterday I (go / went) home.

You can point, speak, draw, or write. Adults can note any help they give.



WORKSHEET OUTPOST | Grade 2 ELA

Sequence

2-129-1 | Five questions

Success criteria
I can tell the steps in order using words like first, next, and last.

Name: _____ Date: _____

A partner wants to test a paper bridge. You want to make sure both partners can share ideas.

1. Give three steps for stacking books safely on a table.

2. Listen to your partner and repeat the steps.

3. Follow the steps, then switch roles.

4. Switch roles. Try the same conversation with a paper boat instead of a bridge.

5. Write or draw one idea your partner shared.

You can point, speak, draw, or write. Adults can note any help they give.



WORKSHEET OUTPOST | Grade 2 ELA

Sequence

2-129-2 | Five questions

Success criteria
I can tell the steps in order using words like first, next, and last.

Name: _____ Date: _____

A partner wants to test a paper bridge. You want to make sure both partners can share ideas.

1. Switch roles. Try the same conversation with a paper boat instead of a bridge.

2. Write or draw one idea your partner shared.

3. Check: Did you listen, take turns, stay on topic, and use clear words?

4. Give three steps for stacking books safely on a table.

5. Listen to your partner and repeat the steps.

You can point, speak, draw, or write. Adults can note any help they give.