

WORKSHEET OUTPOST | Grade 2 ELA

Blending Phonemes

Success criteria
I can put sounds together to say a word.

2-001-1 | Five questions

Name: _____ Date: _____

For adults: Read each prompt aloud. Say the sound for any letters between slashes. Children may answer aloud or use counters.

1. Blend /s/ /u/ /n/. Use the short u sound.

2. Blend /m/ /a/ /p/. Use the short a sound.

3. Blend /sh/ /i/ /p/. Use the short i sound.

4. Ask an adult to try the same activity with a new word. Listen to the word and take your turn.

5. Pick a new word. Ask a partner to try the same activity with your word.

You can point, speak, draw, or write. Adults can note any help they give.



WORKSHEET OUTPOST | Grade 2 ELA

Blending Phonemes

2-001-2 | Five questions

Success criteria
I can put sounds together to say a word.

Name: _____ Date: _____

For adults: Read each prompt aloud. Say the sound for any letters between slashes. Children may answer aloud or use counters.

1. Blend /sh/ /i/ /p/. Use the short i sound.

2. Blend /m/ /a/ /p/. Use the short a sound.

3. Blend /s/ /u/ /n/. Use the short u sound.

4. Ask an adult to try the same activity with a new word. Listen to the word and take your turn.

5. Pick a new word. Ask a partner to try the same activity with your word.

You can point, speak, draw, or write. Adults can note any help they give.



WORKSHEET OUTPOST | Grade 2 ELA

Segmenting Phonemes

Success criteria
I can say the separate sounds I hear in a word.

2-002-1 | Five questions

Name: _____ Date: _____

For adults: Read each prompt aloud. Say the sound for any letters between slashes. Children may answer aloud or use counters.

1. Say fish. Push one counter for each sound.

2. Say map. Tap each sound.

3. Say stop. Count the sounds.

4. Ask an adult to try the same activity with a new word. Listen to the word and take your turn.

5. Pick a new word. Ask a partner to try the same activity with your word.

You can point, speak, draw, or write. Adults can note any help they give.



WORKSHEET OUTPOST | Grade 2 ELA

Segmenting Phonemes

2-002-2 | Five questions

Success criteria
I can say the separate sounds I hear in a word.

Name: _____ Date: _____

For adults: Read each prompt aloud. Say the sound for any letters between slashes. Children may answer aloud or use counters.

1. Say stop. Count the sounds.

2. Say map. Tap each sound.

3. Say fish. Push one counter for each sound.

4. Ask an adult to try the same activity with a new word. Listen to the word and take your turn.

5. Pick a new word. Ask a partner to try the same activity with your word.

You can point, speak, draw, or write. Adults can note any help they give.



WORKSHEET OUTPOST | Grade 2 ELA

Substituting Phonemes

2-272-1 | Five questions

Success criteria
I can change one sound and say the new word.

Name: _____ Date: _____

For adults: Read each prompt aloud. Say the sound for any letters between slashes. Children may answer aloud or use counters.

1. Say map. Change /m/ to /t/.

2. Say pin. Change short /i/ to short /a/.

3. Say cat. Change /t/ to /p/.

4. Ask an adult to try the same activity with a new word. Listen to the word and take your turn.

5. Pick a new word. Ask a partner to try the same activity with your word.

You can point, speak, draw, or write. Adults can note any help they give.



WORKSHEET OUTPOST | Grade 2 ELA

Substituting Phonemes

2-272-2 | Five questions

Success criteria
I can change one sound and say the new word.

Name: _____ Date: _____

For adults: Read each prompt aloud. Say the sound for any letters between slashes. Children may answer aloud or use counters.

1. Say cat. Change /t/ to /p/.

2. Say pin. Change short /i/ to short /a/.

3. Say map. Change /m/ to /t/.

4. Ask an adult to try the same activity with a new word. Listen to the word and take your turn.

5. Pick a new word. Ask a partner to try the same activity with your word.

You can point, speak, draw, or write. Adults can note any help they give.



WORKSHEET OUTPOST | Grade 2 ELA

Deleting Phonemes

2-273-1 | Five questions

Success criteria

I can take away the part I hear and say what is left.

Name: _____ Date: _____

For adults: Read each prompt aloud. Say the sound for any letters between slashes. Children may answer aloud or use counters.

1. Say smile without /s/.

2. Say clap without /l/.

3. Say plane without /p/.

4. Ask an adult to try the same activity with a new word. Listen to the word and take your turn.

5. Pick a new word. Ask a partner to try the same activity with your word.

You can point, speak, draw, or write. Adults can note any help they give.



WORKSHEET OUTPOST | Grade 2 ELA

Deleting Phonemes

2-273-2 | Five questions

Success criteria
I can take away the part I hear and say what is left.

Name: _____ Date: _____

For adults: Read each prompt aloud. Say the sound for any letters between slashes. Children may answer aloud or use counters.

1. Say plane without /p/.

2. Say clap without /l/.

3. Say smile without /s/.

4. Ask an adult to try the same activity with a new word. Listen to the word and take your turn.

5. Pick a new word. Ask a partner to try the same activity with your word.

You can point, speak, draw, or write. Adults can note any help they give.



WORKSHEET OUTPOST | Grade 2 ELA

Syllable Division VC/CV

2-192-1 | Five questions

Success criteria

I can read each word and point to the letters that make the target sound.

Name: _____ Date: _____

Practice words: rabbit, basket, napkin, picnic, sunset, muffin.

1. Read each word. Mark the letters that show the spelling pattern you are practicing.

2. Choose two words. How are their spellings alike? How are they different?

3. Use one word in a sentence. Read your sentence aloud.

4. Choose a practice word. Say each sound, then read the whole word.

5. Choose a different practice word. Cover it, write it, and check its spelling.

You can point, speak, draw, or write. Adults can note any help they give.



WORKSHEET OUTPOST | Grade 2 ELA

Syllable Division VC/CV

2-192-2 | Five questions

Success criteria
I can read each word and point to the letters that make the target sound.

Name: _____ Date: _____

Practice words: muffin, sunset, picnic, napkin, basket, rabbit.

1. Read each word. Mark the letters that show the spelling pattern you are practicing.

2. Choose two words. How are their spellings alike? How are they different?

3. Use one word in a sentence. Read your sentence aloud.

4. Choose a practice word. Say each sound, then read the whole word.

5. Choose a different practice word. Cover it, write it, and check its spelling.

You can point, speak, draw, or write. Adults can note any help they give.



WORKSHEET OUTPOST | Grade 2 ELA

Syllable Division V/CV

2-233-1 | Five questions

Success criteria

I can read each word and point to the letters that make the target sound.

Name: _____ Date: _____

Practice words: tiger, robot, music, paper, pilot, open.

1. Read each word. Mark the letters that show the spelling pattern you are practicing.

2. Choose two words. How are their spellings alike? How are they different?

3. Use one word in a sentence. Read your sentence aloud.

4. Choose a practice word. Say each sound, then read the whole word.

5. Choose a different practice word. Cover it, write it, and check its spelling.

You can point, speak, draw, or write. Adults can note any help they give.



WORKSHEET OUTPOST | Grade 2 ELA

Syllable Division V/CV

2-233-2 | Five questions

Success criteria
I can read each word and point to the letters that make the target sound.

Name: _____ Date: _____

Practice words: open, pilot, paper, music, robot, tiger.

1. Read each word. Mark the letters that show the spelling pattern you are practicing.

2. Choose two words. How are their spellings alike? How are they different?

3. Use one word in a sentence. Read your sentence aloud.

4. Choose a practice word. Say each sound, then read the whole word.

5. Choose a different practice word. Cover it, write it, and check its spelling.

You can point, speak, draw, or write. Adults can note any help they give.



WORKSHEET OUTPOST | Grade 2 ELA

Syllable Division VC/V

2-234-1 | Five questions

Success criteria

I can read each word and point to the letters that make the target sound.

Name: _____ Date: _____

Practice words: robin, cabin, lemon, seven, finish, visit.

1. Read each word. Mark the letters that show the spelling pattern you are practicing.

2. Choose two words. How are their spellings alike? How are they different?

3. Use one word in a sentence. Read your sentence aloud.

4. Choose a practice word. Say each sound, then read the whole word.

5. Choose a different practice word. Cover it, write it, and check its spelling.

You can point, speak, draw, or write. Adults can note any help they give.



WORKSHEET OUTPOST | Grade 2 ELA

Syllable Division VC/V

2-234-2 | Five questions

Success criteria

I can read each word and point to the letters that make the target sound.

Name: _____ Date: _____

Practice words: visit, finish, seven, lemon, cabin, robin.

1. Read each word. Mark the letters that show the spelling pattern you are practicing.

2. Choose two words. How are their spellings alike? How are they different?

3. Use one word in a sentence. Read your sentence aloud.

4. Choose a practice word. Say each sound, then read the whole word.

5. Choose a different practice word. Cover it, write it, and check its spelling.

You can point, speak, draw, or write. Adults can note any help they give.



WORKSHEET OUTPOST | Grade 2 ELA

Review

2-099-1 | Five questions

Success criteria
I can read the words, cover them, and spell them from memory.

Name: _____ Date: _____

Words: the, was, you, said, have, one

1. Read each word. Circle the part you need to remember.

2. Choose two words. Use each word in a sentence aloud.

3. Copy the words. Cover your list. Write each word as an adult reads it aloud.

4. Ask an adult to read the words in a different order. Write each word you hear.

5. Check your spelling. Fix any words you missed.

You can point, speak, draw, or write. Adults can note any help they give.



WORKSHEET OUTPOST | Grade 2 ELA

Review

2-099-2 | Five questions

Success criteria
I can read the words, cover them, and spell them from memory.

Name: _____ Date: _____

Words: the, was, you, said, have, one

1. Ask an adult to read the words in a different order. Write each word you hear.

2. Check your spelling. Fix any words you missed.

3. Use one or two words from the list in a sentence. Read it aloud.

4. Read each word. Circle the part you need to remember.

5. Choose two words. Use each word in a sentence aloud.

You can point, speak, draw, or write. Adults can note any help they give.



WORKSHEET OUTPOST | Grade 2 ELA

Multisyllabic Words with the V/CV Pattern

2-235-1 | Five questions

Success criteria
I can read the words, cover them, and spell them from memory.

Name: _____ Date: _____

Practice words: tiger, robot, music, paper, pilot, open.

1. Read the words, then cover them. Write each word as an adult says it. Check your spelling.

2. Choose two words. Write a sentence for each.

3. Circle the letters that show the spelling pattern in each word.

4. Choose a practice word. Say each sound, then read the whole word.

5. Choose a different practice word. Cover it, write it, and check its spelling.

You can point, speak, draw, or write. Adults can note any help they give.



WORKSHEET OUTPOST | Grade 2 ELA

Multisyllabic Words with the V/CV Pattern

2-235-2 | Five questions

Success criteria
I can read the words, cover them, and spell them from memory.

Name: _____ Date: _____

Practice words: open, pilot, paper, music, robot, tiger.

1. Read the words, then cover them. Write each word as an adult says it. Check your spelling.

2. Choose two words. Write a sentence for each.

3. Circle the letters that show the spelling pattern in each word.

4. Choose a practice word. Say each sound, then read the whole word.

5. Choose a different practice word. Cover it, write it, and check its spelling.

You can point, speak, draw, or write. Adults can note any help they give.



WORKSHEET OUTPOST | Grade 2 ELA

Cursive: I, i, T, t, J, j

2-274-1 | Five questions

Success criteria
I can form the letters shown and write them on my own.

Name: _____ Date: _____

Watch an adult write each letter on the first line. Notice where it starts and ends. Copy it, then try it from memory.

1. Watch an adult write I. Copy the letter, then try again on your own.

2. Watch an adult write T. Copy the letter, then try again on your own.

3. Watch an adult write J. Copy the letter, then try again on your own.

4. Watch an adult write I. Copy the letter, then try again on your own.

5. Watch an adult write T. Copy the letter, then try again on your own.

You can point, speak, draw, or write. Adults can note any help they give.



WORKSHEET OUTPOST | Grade 2 ELA

Cursive: I, i, T, t, J, j

2-274-2 | Five questions

Success criteria
I can form the letters shown and write them on my own.

Name: _____ Date: _____

Watch an adult write each letter on the first line. Notice where it starts and ends. Copy it, then try it from memory.

1. Watch an adult write i. Copy the letter, then try again on your own.

2. Watch an adult write t. Copy the letter, then try again on your own.

3. Watch an adult write j. Copy the letter, then try again on your own.

4. Watch an adult write i. Copy the letter, then try again on your own.

5. Watch an adult write t. Copy the letter, then try again on your own.

You can point, speak, draw, or write. Adults can note any help they give.



WORKSHEET OUTPOST | Grade 2 ELA

Accuracy and Self-Correction

2-011-1 | Five questions

Success criteria
I can read the passage aloud and reread a tricky part so it makes sense.

Name: _____ Date: _____

Nell made a ramp. She put a cart at the top. The cart rolled down. Nell moved the ramp and tried again.

1. Read aloud. Mark a word you need to check.

2. Check the letters, practice the word, and reread the sentence.

3. Read again in phrases. Let punctuation guide your voice.

4. Read the text to a partner at a comfortable pace.

5. Tell what happens without looking.

You can point, speak, draw, or write. Adults can note any help they give.



WORKSHEET OUTPOST | Grade 2 ELA

Accuracy and Self-Correction

2-011-2 | Five questions

Success criteria
I can read the passage aloud and reread a tricky part so it makes sense.

Name: _____ Date: _____

Nell made a ramp. She put a cart at the top. The cart rolled down. Nell moved the ramp and tried again.

1. Read the text to a partner at a comfortable pace.

2. Tell what happens without looking.

3. Reread. Ask your partner what became clearer or smoother.

4. Read aloud. Mark a word you need to check.

5. Check the letters, practice the word, and reread the sentence.

You can point, speak, draw, or write. Adults can note any help they give.



WORKSHEET OUTPOST | Grade 2 ELA

Genre Characteristics: Biography

2-275-1 | Five questions

Success criteria
I can answer a question and point to the part of the text that helped me.

Name: _____ Date: _____

In 1903, Orville Wright piloted an early powered airplane in North Carolina. His brother Wilbur helped develop the airplane. They tested designs and worked to improve them.

1. Which real person is described?

2. Name one event in his life.

3. Why is this a biography excerpt?

4. What is the most important idea on this page? Point to a detail that supports it.

5. Ask a question about what you read. Answer it using this page.

You can point, speak, draw, or write. Adults can note any help they give.



WORKSHEET OUTPOST | Grade 2 ELA

Genre Characteristics: Biography

2-275-2 | Five questions

Success criteria
I can answer a question and point to the part of the text that helped me.

Name: _____ Date: _____

In 1992, Mae Jemison traveled into space aboard the shuttle Endeavour. Before she became an astronaut, she trained as a doctor. Her work included science and caring for people.

1. Which real person is described?

2. Which job came before astronaut?

3. What year did she travel into space?

4. What is the most important idea on this page? Point to a detail that supports it.

5. Ask a question about what you read. Answer it using this page.



WORKSHEET OUTPOST | Grade 2 ELA

Central Idea

2-012-1 | Five questions

Success criteria

I can tell what the text is mostly about and point to a detail that shows it.

Name: _____ Date: _____

A paper fan has many folds. When it is closed, the folds rest together. When it is opened, the folds spread apart. Moving the fan pushes air toward your face. A wide fan can move more air than a narrow one when moved the same way.

1. What is the passage mostly about?

2. What happens when the fan opens?

3. Use the text to explain the word folds.

4. What is the most important idea on this page? Point to a detail that supports it.

5. Ask a question about what you read. Answer it using this page.

You can point, speak, draw, or write. Adults can note any help they give.



WORKSHEET OUTPOST | Grade 2 ELA

Central Idea

2-012-2 | Five questions

Success criteria
I can tell what the text is mostly about and point to a detail that shows it.

Name: _____ Date: _____

A ramp is a sloping surface. It has a high end and a low end. A toy car can roll down a ramp. Books can hold one end up. Try one book, then two books, to compare what happens.

1. What is a ramp?

2. Name a detail about its ends.

3. What can hold a ramp up?

4. What is the most important idea on this page? Point to a detail that supports it.

5. Ask a question about what you read. Answer it using this page.

You can point, speak, draw, or write. Adults can note any help they give.



WORKSHEET OUTPOST | Grade 2 ELA

Text Organization

2-107-1 | Five questions

Success criteria
I can explain how two ideas or events in the text are connected.

Name: _____ Date: _____

First, place two books a hand-width apart. Next, fold a strip of paper into a zigzag. Then lay it across the gap. Last, roll a toy cart over the bridge.

1. What happens first?

2. Which step comes before laying the bridge?

3. Circle two order words.

4. What is the most important idea on this page? Point to a detail that supports it.

5. Ask a question about what you read. Answer it using this page.

You can point, speak, draw, or write. Adults can note any help they give.



WORKSHEET OUTPOST | Grade 2 ELA

Text Organization

2-107-2 | Five questions

Success criteria
I can explain how two ideas or events in the text are connected.

Name: _____ Date: _____

First, set a tray on a table. Next, add a little water. Then fold a paper boat. Last, put the boat in the water and watch it float.

1. What happens after setting down the tray?

2. Why fold the boat before putting it in water?

3. Retell the steps in order.

4. What is the most important idea on this page? Point to a detail that supports it.

5. Ask a question about what you read. Answer it using this page.

You can point, speak, draw, or write. Adults can note any help they give.



WORKSHEET OUTPOST | Grade 2 ELA

Synthesize

2-106-1 | Five questions

Success criteria

I can use one detail from each text to explain how their ideas connect.

Name: _____ Date: _____

Text 1: A flat strip of paper bends under a cart.
Text 2: Folding the same paper into a zigzag can help it hold the cart.

1. What does Text 1 tell you?

2. What new information does Text 2 add?

3. Combine the ideas into one explanation.

4. What is the most important idea on this page? Point to a detail that supports it.

5. Ask a question about what you read. Answer it using this page.

You can point, speak, draw, or write. Adults can note any help they give.



WORKSHEET OUTPOST | Grade 2 ELA

Synthesize

2-106-2 | Five questions

Success criteria

I can use one detail from each text to explain how their ideas connect.

Name: _____ Date: _____

Text 1: Rafi needs a bag that will hold three books.
Text 2: Mei has a cloth bag with strong handles.

1. What does Rafi need?

2. How could Text 2 help solve the problem?

3. Explain using both texts.

4. What is the most important idea on this page? Point to a detail that supports it.

5. Ask a question about what you read. Answer it using this page.

You can point, speak, draw, or write. Adults can note any help they give.



WORKSHEET OUTPOST | Grade 2 ELA

Personal Narrative

2-019-1 | Five questions

Success criteria
I can tell what happened in order and include an ending.

Name: _____ Date: _____

1. Tell about a time you tried again or helped someone. Draw or write only what you remember.

2. Plan: What is your main idea? Choose two or three details.

3. Draw your ideas, tell them to someone, or write a first draft.

4. Write a fresh version: Tell about a time you tried again or helped someone. Draw or write only what you remember.

5. Add or improve one detail. Reread your work. Will the order make sense to a reader?

You can point, speak, draw, or write. Adults can note any help they give.



WORKSHEET OUTPOST | Grade 2 ELA

Personal Narrative

2-019-2 | Five questions

Success criteria
I can tell what happened in order and include an ending.

Name: _____ Date: _____

1. Write a fresh version: Tell about a time you tried again or helped someone. Draw or write only what you remember.

2. Add or improve one detail. Reread your work. Will the order make sense to a reader?

3. Check capital letters, spaces, spelling, and end punctuation. Share with a partner.

4. Tell about a time you tried again or helped someone. Draw or write only what you remember.

5. Plan: What is your main idea? Choose two or three details.

You can point, speak, draw, or write. Adults can note any help they give.



WORKSHEET OUTPOST | Grade 2 ELA

Review Nouns

Success criteria
I can choose a naming word that fits the sentence.

2-022-1 | Five questions

Name: _____ Date: _____

Nouns name people, animals, places, and things.

1. Sort: baker, rabbit, park, pencil. Use person, animal, place, thing.

2. Circle the nouns: The dog carries a stick.

3. Name one person and one place.

4. Sort: turtle, artist, library, cup.

5. Circle the nouns: A child opens the gate.

You can point, speak, draw, or write. Adults can note any help they give.



WORKSHEET OUTPOST | Grade 2 ELA

Review Nouns

Success criteria
I can choose a naming word that fits the sentence.

2-022-2 | Five questions

Name: _____ Date: _____

Nouns name people, animals, places, and things.

1. Sort: turtle, artist, library, cup.

2. Circle the nouns: A child opens the gate.

3. Write a sentence with two nouns.

4. Sort: baker, rabbit, park, pencil. Use person, animal, place, thing.

5. Circle the nouns: The dog carries a stick.

You can point, speak, draw, or write. Adults can note any help they give.



WORKSHEET OUTPOST | Grade 2 ELA

Review Action Verbs

Success criteria
I can choose a naming word that fits the sentence.

2-037-1 | Five questions

Name: _____ Date: _____

Read each sentence. Complete the task, then check your work.

1. Circle the action: Mei lifts the bag.

2. Name three things a cart can do.

3. Use jump in a sentence.

4. Circle the action: Nell folds the paper.

5. Act out stretch and whisper.

You can point, speak, draw, or write. Adults can note any help they give.



WORKSHEET OUTPOST | Grade 2 ELA

Review Action Verbs

Success criteria
I can choose a naming word that fits the sentence.

2-037-2 | Five questions

Name: _____ Date: _____

Read each sentence. Complete the task, then check your work.

1. Circle the action: Nell folds the paper.

2. Act out stretch and whisper.

3. Replace went with a more exact action word.

4. Circle the action: Mei lifts the bag.

5. Name three things a cart can do.

You can point, speak, draw, or write. Adults can note any help they give.



WORKSHEET OUTPOST | Grade 2 ELA

Subjects

Success criteria
I can put words in order to make a complete sentence.

2-020-1 | Five questions

Name: _____ Date: _____

Read each sentence. Complete the task, then check your work.

1. Underline who: Nell folds the paper.

2. Underline what happens: The cart rolls down.

3. Add a naming part: ___ holds the bag.

4. Split into subject and predicate: The red cart stops.

5. Add an action part: Mei ___.

You can point, speak, draw, or write. Adults can note any help they give.



WORKSHEET OUTPOST | Grade 2 ELA

Subjects

2-020-2 | Five questions

Success criteria
I can put words in order to make a complete sentence.

Name: _____ Date: _____

Read each sentence. Complete the task, then check your work.

1. Split into subject and predicate: The red cart stops.

2. Add an action part: Mei ___.

3. Write a sentence and mark both parts.

4. Underline who: Nell folds the paper.

5. Underline what happens: The cart rolls down.

You can point, speak, draw, or write. Adults can note any help they give.



WORKSHEET OUTPOST | Grade 2 ELA

Using Sentences

2-021-1 | Five questions

Success criteria
I can put words in order to make a complete sentence.

Name: _____ Date: _____

Read each sentence. Complete the task, then check your work.

1. Fix the word order: rolls cart The

2. Is this complete? The little red bag

3. Add an end mark: Does it fit__

4. Finish: The paper bridge ___.

5. Label statement, question, command, or exclamation: Please hold this.

You can point, speak, draw, or write. Adults can note any help they give.



WORKSHEET OUTPOST | Grade 2 ELA

Using Sentences

2-021-2 | Five questions

Success criteria
I can put words in order to make a complete sentence.

Name: _____ Date: _____

Read each sentence. Complete the task, then check your work.

1. Finish: The paper bridge ___.

2. Label statement, question, command, or exclamation: Please hold this.

3. Write one complete statement.

4. Fix the word order: rolls cart The

5. Is this complete? The little red bag

You can point, speak, draw, or write. Adults can note any help they give.