

WORKSHEET OUTPOST | Grade 2 ELA

Blending Phonemes

Success criteria
I can put sounds together to say a word.

2-001-1 | Five questions

Name: _____ Date: _____

For adults: Read each prompt aloud. Say the sound for any letters between slashes. Children may answer aloud or use counters.

1. Blend /s/ /u/ /n/. Use the short u sound.

2. Blend /m/ /a/ /p/. Use the short a sound.

3. Blend /sh/ /i/ /p/. Use the short i sound.

4. Ask an adult to try the same activity with a new word. Listen to the word and take your turn.

5. Pick a new word. Ask a partner to try the same activity with your word.

You can point, speak, draw, or write. Adults can note any help they give.



WORKSHEET OUTPOST | Grade 2 ELA

Blending Phonemes

2-001-2 | Five questions

Success criteria
I can put sounds together to say a word.

Name: _____ Date: _____

For adults: Read each prompt aloud. Say the sound for any letters between slashes. Children may answer aloud or use counters.

1. Blend /sh/ /i/ /p/. Use the short i sound.

2. Blend /m/ /a/ /p/. Use the short a sound.

3. Blend /s/ /u/ /n/. Use the short u sound.

4. Ask an adult to try the same activity with a new word. Listen to the word and take your turn.

5. Pick a new word. Ask a partner to try the same activity with your word.

You can point, speak, draw, or write. Adults can note any help they give.



WORKSHEET OUTPOST | Grade 2 ELA

Segmenting Phonemes

Success criteria
I can say the separate sounds I hear in a word.

2-002-1 | Five questions

Name: _____ Date: _____

For adults: Read each prompt aloud. Say the sound for any letters between slashes. Children may answer aloud or use counters.

1. Say fish. Push one counter for each sound.

2. Say map. Tap each sound.

3. Say stop. Count the sounds.

4. Ask an adult to try the same activity with a new word. Listen to the word and take your turn.

5. Pick a new word. Ask a partner to try the same activity with your word.

You can point, speak, draw, or write. Adults can note any help they give.



WORKSHEET OUTPOST | Grade 2 ELA

Segmenting Phonemes

2-002-2 | Five questions

Success criteria
I can say the separate sounds I hear in a word.

Name: _____ Date: _____

For adults: Read each prompt aloud. Say the sound for any letters between slashes. Children may answer aloud or use counters.

1. Say stop. Count the sounds.

2. Say map. Tap each sound.

3. Say fish. Push one counter for each sound.

4. Ask an adult to try the same activity with a new word. Listen to the word and take your turn.

5. Pick a new word. Ask a partner to try the same activity with your word.

You can point, speak, draw, or write. Adults can note any help they give.



WORKSHEET OUTPOST | Grade 2 ELA

Reversing Phonemes

2-287-1 | Five questions

Success criteria
I can listen for the sounds in a word and say them in order.

Name: _____ Date: _____

For adults: Read each prompt aloud. Say the sound for any letters between slashes. Children may answer aloud or use counters.

1. Say tip. Reverse the sounds.

2. Say pat. Reverse the sounds.

3. Say top. Reverse the sounds.

4. Ask an adult to try the same activity with a new word. Listen to the word and take your turn.

5. Pick a new word. Ask a partner to try the same activity with your word.

You can point, speak, draw, or write. Adults can note any help they give.



WORKSHEET OUTPOST | Grade 2 ELA

Reversing Phonemes

2-287-2 | Five questions

Success criteria
I can listen for the sounds in a word and say them in order.

Name: _____ Date: _____

For adults: Read each prompt aloud. Say the sound for any letters between slashes. Children may answer aloud or use counters.

1. Say top. Reverse the sounds.

2. Say pat. Reverse the sounds.

3. Say tip. Reverse the sounds.

4. Ask an adult to try the same activity with a new word. Listen to the word and take your turn.

5. Pick a new word. Ask a partner to try the same activity with your word.

You can point, speak, draw, or write. Adults can note any help they give.



WORKSHEET OUTPOST | Grade 2 ELA

Common Prefixes un-, re-, and pre-

2-295-1 | Five questions

Name: _____ Date: _____

Success criteria
I can read each word and mark the word part that shows the pattern.

Practice words: unfair, unpack, redo, reread, preview, prepay.

1. Read each word. Mark the letters that show the spelling pattern you are practicing.

2. Choose two words. How are their spellings alike? How are they different?

3. Use one word in a sentence. Read your sentence aloud.

4. Choose a practice word. Say each sound, then read the whole word.

5. Choose a different practice word. Cover it, write it, and check its spelling.

You can point, speak, draw, or write. Adults can note any help they give.



WORKSHEET OUTPOST | Grade 2 ELA

Common Prefixes un-, re-, and pre-

2-295-2 | Five questions

Name: _____ Date: _____

Success criteria
I can read each word and mark the word part that shows the pattern.



Practice words: prepay, preview, reread, redo, unpack, unfair.

1. Read each word. Mark the letters that show the spelling pattern you are practicing.

2. Choose two words. How are their spellings alike? How are they different?

3. Use one word in a sentence. Read your sentence aloud.

4. Choose a practice word. Say each sound, then read the whole word.

5. Choose a different practice word. Cover it, write it, and check its spelling.

You can point, speak, draw, or write. Adults can note any help they give.



WORKSHEET OUTPOST | Grade 2 ELA

Review

2-099-1 | Five questions

Success criteria
I can read the words, cover them, and spell them from memory.

Name: _____ Date: _____

Words: the, was, you, said, have, one

1. Read each word. Circle the part you need to remember.

2. Choose two words. Use each word in a sentence aloud.

3. Copy the words. Cover your list. Write each word as an adult reads it aloud.

4. Ask an adult to read the words in a different order. Write each word you hear.

5. Check your spelling. Fix any words you missed.

You can point, speak, draw, or write. Adults can note any help they give.



WORKSHEET OUTPOST | Grade 2 ELA

Review

2-099-2 | Five questions

Success criteria
I can read the words, cover them, and spell them from memory.

Name: _____ Date: _____

Words: the, was, you, said, have, one

1. Ask an adult to read the words in a different order. Write each word you hear.

2. Check your spelling. Fix any words you missed.

3. Use one or two words from the list in a sentence. Read it aloud.

4. Read each word. Circle the part you need to remember.

5. Choose two words. Use each word in a sentence aloud.

You can point, speak, draw, or write. Adults can note any help they give.



WORKSHEET OUTPOST | Grade 2 ELA

Words with Common Prefixes un-, re-, and pre-

2-296-1 | Five questions

Name: _____ Date: _____

Success criteria
I can read the words, cover them, and spell them from memory.

Practice words: unfair, unpack, redo, reread, preview, prepay.

1. Read the words, then cover them. Write each word as an adult says it. Check your spelling.

2. Choose two words. Write a sentence for each.

3. Circle the letters that show the spelling pattern in each word.

4. Choose a practice word. Say each sound, then read the whole word.

5. Choose a different practice word. Cover it, write it, and check its spelling.

You can point, speak, draw, or write. Adults can note any help they give.



WORKSHEET OUTPOST | Grade 2 ELA

Words with Common Prefixes un-, re-, and pre-

2-296-2 | Five questions

Name: _____ Date: _____

Success criteria
I can read the words, cover them, and spell them from memory.

Practice words: prepay, preview, reread, redo, unpack, unfair.

1. Read the words, then cover them. Write each word as an adult says it. Check your spelling.

2. Choose two words. Write a sentence for each.

3. Circle the letters that show the spelling pattern in each word.

4. Choose a practice word. Say each sound, then read the whole word.

5. Choose a different practice word. Cover it, write it, and check its spelling.

You can point, speak, draw, or write. Adults can note any help they give.



WORKSHEET OUTPOST | Grade 2 ELA

Cursive: B, b, O, o, V, v, X, x

2-297-1 | Five questions

Success criteria
I can form the letters shown and write them on my own.

Name: _____ Date: _____

Watch an adult write each letter on the first line. Notice where it starts and ends. Copy it, then try it from memory.

1. Watch an adult write B. Copy the letter, then try again on your own.

2. Watch an adult write O. Copy the letter, then try again on your own.

3. Watch an adult write V. Copy the letter, then try again on your own.

4. Watch an adult write X. Copy the letter, then try again on your own.

5. Watch an adult write B. Copy the letter, then try again on your own.

You can point, speak, draw, or write. Adults can note any help they give.



WORKSHEET OUTPOST | Grade 2 ELA

Cursive: B, b, O, o, V, v, X, x

2-297-2 | Five questions

Success criteria
I can form the letters shown and write them on my own.

Name: _____ Date: _____

Watch an adult write each letter on the first line. Notice where it starts and ends. Copy it, then try it from memory.

1. Watch an adult write b. Copy the letter, then try again on your own.

2. Watch an adult write o. Copy the letter, then try again on your own.

3. Watch an adult write v. Copy the letter, then try again on your own.

4. Watch an adult write x. Copy the letter, then try again on your own.

5. Watch an adult write b. Copy the letter, then try again on your own.

You can point, speak, draw, or write. Adults can note any help they give.



WORKSHEET OUTPOST | Grade 2 ELA

Accuracy and Self-Correction

2-011-1 | Five questions

Success criteria
I can read the passage aloud and reread a tricky part so it makes sense.

Name: _____ Date: _____

Nell made a ramp. She put a cart at the top. The cart rolled down. Nell moved the ramp and tried again.

1. Read aloud. Mark a word you need to check.

2. Check the letters, practice the word, and reread the sentence.

3. Read again in phrases. Let punctuation guide your voice.

4. Read the text to a partner at a comfortable pace.

5. Tell what happens without looking.

You can point, speak, draw, or write. Adults can note any help they give.



WORKSHEET OUTPOST | Grade 2 ELA

Accuracy and Self-Correction

2-011-2 | Five questions

Success criteria
I can read the passage aloud and reread a tricky part so it makes sense.

Name: _____ Date: _____

Nell made a ramp. She put a cart at the top. The cart rolled down. Nell moved the ramp and tried again.

1. Read the text to a partner at a comfortable pace.

2. Tell what happens without looking.

3. Reread. Ask your partner what became clearer or smoother.

4. Read aloud. Mark a word you need to check.

5. Check the letters, practice the word, and reread the sentence.

You can point, speak, draw, or write. Adults can note any help they give.



WORKSHEET OUTPOST | Grade 2 ELA

Genre Characteristics: Fantasy

2-298-1 | Five questions

Success criteria
I can answer a question and point to the part of the text that helped me.

Name: _____ Date: _____

Tess opened a blue envelope. A tiny staircase unfolded from it and reached the moon. Tess climbed three steps. A star handed her a glowing button, and the staircase folded itself away.

1. Name an impossible event.

2. Who is the character?

3. Add a detail that fits this fantasy.

4. What is the most important idea on this page? Point to a detail that supports it.

5. Ask a question about what you read. Answer it using this page.

You can point, speak, draw, or write. Adults can note any help they give.



WORKSHEET OUTPOST | Grade 2 ELA

Genre Characteristics: Fantasy

2-298-2 | Five questions

Success criteria
I can answer a question and point to the part of the text that helped me.

Name: _____ Date: _____

A mitten sneezed and turned into a red bird. It carried Bo over a pond. When Bo said thank you, the bird became a mitten again and warmed his hand.

1. What changes into a bird?

2. How does Bo travel?

3. Why is this fantasy?

4. What is the most important idea on this page? Point to a detail that supports it.

5. Ask a question about what you read. Answer it using this page.

You can point, speak, draw, or write. Adults can note any help they give.



WORKSHEET OUTPOST | Grade 2 ELA

Setting

2-014-1 | Five questions

Success criteria
I can tell where or when a story happens and point to a clue.

Name: _____ Date: _____

Nell built a small paper bridge between two books. Her toy cart fell through it. Nell folded the paper into a zigzag and tried again. The cart rolled across. Nell smiled and invited Omar to test a heavier cart.

1. Which objects help you picture where Nell works?

2. Does the passage name a room?

3. Suggest a possible place and label it as a guess.

4. What is the most important idea on this page? Point to a detail that supports it.

5. Ask a question about what you read. Answer it using this page.

You can point, speak, draw, or write. Adults can note any help they give.



WORKSHEET OUTPOST | Grade 2 ELA

Setting

2-014-2 | Five questions

Success criteria
I can tell where or when a story happens and point to a clue.

Name: _____ Date: _____

Rafi wanted to carry three library books home. His paper bag tore. Mei offered a cloth bag. Rafi put the books inside and held the handles. At home, he drew a thank-you card for Mei.

1. Where does Rafi want to go?

2. Where does he make the card?

3. Draw the ending setting.

4. What is the most important idea on this page? Point to a detail that supports it.

5. Ask a question about what you read. Answer it using this page.

You can point, speak, draw, or write. Adults can note any help they give.



WORKSHEET OUTPOST | Grade 2 ELA

Theme

2-104-1 | Five questions

Success criteria
I can retell what happens and tell what the story helps me understand.

Name: _____ Date: _____

Nell built a small paper bridge between two books. Her toy cart fell through it. Nell folded the paper into a zigzag and tried again. The cart rolled across. Nell smiled and invited Omar to test a heavier cart.

1. What can you learn from Nell?

2. Which action supports that idea?

3. Would her plan work for every cart? Explain.

4. What is the most important idea on this page? Point to a detail that supports it.

5. Ask a question about what you read. Answer it using this page.



WORKSHEET OUTPOST | Grade 2 ELA

Theme

2-104-2 | Five questions

Success criteria
I can retell what happens and tell what the story helps me understand.

Name: _____ Date: _____

Rafi wanted to carry three library books home. His paper bag tore. Mei offered a cloth bag. Rafi put the books inside and held the handles. At home, he drew a thank-you card for Mei.

1. What lesson does the story suggest?

2. Give an action that supports it.

3. Suggest another way to thank Mei.

4. What is the most important idea on this page? Point to a detail that supports it.

5. Ask a question about what you read. Answer it using this page.



WORKSHEET OUTPOST | Grade 2 ELA

Synthesize

2-106-1 | Five questions

Success criteria

I can use one detail from each text to explain how their ideas connect.

Name: _____ Date: _____

Text 1: A flat strip of paper bends under a cart.
Text 2: Folding the same paper into a zigzag can help it hold the cart.

1. What does Text 1 tell you?

2. What new information does Text 2 add?

3. Combine the ideas into one explanation.

4. What is the most important idea on this page? Point to a detail that supports it.

5. Ask a question about what you read. Answer it using this page.

You can point, speak, draw, or write. Adults can note any help they give.



WORKSHEET OUTPOST | Grade 2 ELA

Synthesize

2-106-2 | Five questions

Success criteria

I can use one detail from each text to explain how their ideas connect.

Name: _____ Date: _____

Text 1: Rafi needs a bag that will hold three books.
Text 2: Mei has a cloth bag with strong handles.

1. What does Rafi need?

2. How could Text 2 help solve the problem?

3. Explain using both texts.

4. What is the most important idea on this page? Point to a detail that supports it.

5. Ask a question about what you read. Answer it using this page.

You can point, speak, draw, or write. Adults can note any help they give.



WORKSHEET OUTPOST | Grade 2 ELA

Opinion Essay

2-294-1 | Five questions

Success criteria
I can state my opinion and give a reason for it.

Name: _____ Date: _____

1. Should a classroom keep reusable scrap paper? State your opinion and two reasons.

2. Plan: What is your main idea? Choose two or three details.

3. Draw your ideas, tell them to someone, or write a first draft.

4. Write a fresh version: Should a classroom keep reusable scrap paper? State your opinion and two reasons.

5. Add or improve one detail. Reread your work. Will the order make sense to a reader?

You can point, speak, draw, or write. Adults can note any help they give.



WORKSHEET OUTPOST | Grade 2 ELA

Opinion Essay

2-294-2 | Five questions

Success criteria
I can state my opinion and give a reason for it.

Name: _____ Date: _____

1. Write a fresh version: Should a classroom keep reusable scrap paper? State your opinion and two reasons.

2. Add or improve one detail. Reread your work. Will the order make sense to a reader?

3. Check capital letters, spaces, spelling, and end punctuation. Share with a partner.

4. Should a classroom keep reusable scrap paper? State your opinion and two reasons.

5. Plan: What is your main idea? Choose two or three details.

You can point, speak, draw, or write. Adults can note any help they give.



WORKSHEET OUTPOST | Grade 2 ELA

Commands

2-049-1 | Five questions

Success criteria
I can use a capital letter or punctuation where the sentence needs it.

Name: _____ Date: _____

Read each sentence. Complete the task, then check your work.

1. Add commas: I packed paper tape and glue.

2. Add commas: Nell cuts folds and tests.

3. List three classroom tools in a sentence.

4. Add commas: Rafi brought socks books and a hat.

5. Add commas: Mei reads draws and sings.

You can point, speak, draw, or write. Adults can note any help they give.



WORKSHEET OUTPOST | Grade 2 ELA

Commands

2-049-2 | Five questions

Success criteria
I can use a capital letter or punctuation where the sentence needs it.

Name: _____ Date: _____

Read each sentence. Complete the task, then check your work.

1. Add commas: Rafi brought socks books and a hat.

2. Add commas: Mei reads draws and sings.

3. Write three actions in one sentence.

4. Add commas: I packed paper tape and glue.

5. Add commas: Nell cuts folds and tests.

You can point, speak, draw, or write. Adults can note any help they give.



WORKSHEET OUTPOST | Grade 2 ELA

Add -s to verbs

2-128-1 | Five questions

Success criteria

I can choose a verb that matches the person or thing doing the action.

Name: _____ Date: _____

Read each sentence. Complete the task, then check your work.

1. Choose: Nell (fold / folds) paper.

2. Choose: The carts (roll / rolls).

3. Choose: He (watch / watches) the ramp.

4. Choose: I (help / helps) Mei.

5. Choose: She (carry / carries) books.

You can point, speak, draw, or write. Adults can note any help they give.



WORKSHEET OUTPOST | Grade 2 ELA

Add -s to verbs

2-128-2 | Five questions

Success criteria

I can choose a verb that matches the person or thing doing the action.

Name: _____ Date: _____

Read each sentence. Complete the task, then check your work.

1. Choose: I (help / helps) Mei.

2. Choose: She (carry / carries) books.

3. Fix: The dogs runs.

4. Choose: Nell (fold / folds) paper.

5. Choose: The carts (roll / rolls).

You can point, speak, draw, or write. Adults can note any help they give.



WORKSHEET OUTPOST | Grade 2 ELA

Using Am, Is, and Are

2-191-1 | Five questions

Success criteria
I can choose a verb that matches the person or thing doing the action.

Name: _____ Date: _____

Read each sentence. Complete the task, then check your work.

1. Choose: I (am / is) ready.

2. Choose: The cart (is / are) red.

3. Choose: The books (is / are) here.

4. Choose: Yesterday Nell (was / were) here.

5. Choose: Yesterday we (was / were) ready.

You can point, speak, draw, or write. Adults can note any help they give.



WORKSHEET OUTPOST | Grade 2 ELA

Using Am, Is, and Are

2-191-2 | Five questions

Success criteria
I can choose a verb that matches the person or thing doing the action.

Name: _____ Date: _____

Read each sentence. Complete the task, then check your work.

1. Choose: Yesterday Nell (was / were) here.

2. Choose: Yesterday we (was / were) ready.

3. Write one sentence using are.

4. Choose: I (am / is) ready.

5. Choose: The cart (is / are) red.

You can point, speak, draw, or write. Adults can note any help they give.



WORKSHEET OUTPOST | Grade 2 ELA

Commas in Dates

2-198-1 | Five questions

Success criteria
I can use commas where they belong in a letter.

Name: _____ Date: _____

Use a comma in a month-day-year date and between a city and state.

1. Add commas: May 4 2027

2. Add a comma: Reno Nevada

3. Add punctuation to a letter greeting: Dear Mei

4. Add commas: June 8 2027

5. Add a comma: Austin Texas

You can point, speak, draw, or write. Adults can note any help they give.



WORKSHEET OUTPOST | Grade 2 ELA

Commas in Dates

2-198-2 | Five questions

Success criteria
I can use commas where they belong in a letter.

Name: _____ Date: _____

Use a comma in a month-day-year date and between a city and state.

1. Add commas: June 8 2027

2. Add a comma: Austin Texas

3. Write a letter closing with a comma.

4. Add commas: May 4 2027

5. Add a comma: Reno Nevada

You can point, speak, draw, or write. Adults can note any help they give.



WORKSHEET OUTPOST | Grade 2 ELA

How Things Look, Feel, and Sound

2-212-1 | Five questions

Success criteria
I can choose a describing word that fits the sentence.

Name: _____ Date: _____

Adjectives describe nouns. Articles a, an, and the introduce nouns.

1. Find size and shape words: a tiny round button

2. Find color and number words: three blue cups

3. Choose: (a / an) apple; (a / an) book

4. Add words for taste and smell: The soup is ___ and ___.

5. Add words for sound and texture: The bag is ___; the bell is ___.

You can point, speak, draw, or write. Adults can note any help they give.



WORKSHEET OUTPOST | Grade 2 ELA

How Things Look, Feel, and Sound

2-212-2 | Five questions

Success criteria
I can choose a describing word that fits the sentence.

Name: _____ Date: _____

Adjectives describe nouns. Articles a, an, and the introduce nouns.

1. Add words for taste and smell: The soup is ___ and ___.

2. Add words for sound and texture: The bag is ___; the bell is ___.

3. Make these more exact: a nice thing; went.

4. Find size and shape words: a tiny round button

5. Find color and number words: three blue cups

You can point, speak, draw, or write. Adults can note any help they give.