

WORKSHEET OUTPOST | Kindergarten ELA

Rhyme

k-002-1 | Five questions

Success criteria

I can tell which words rhyme and say a rhyme of my own.

Name: _____ Date: _____

For adults: Read each prompt aloud. Say the sound for any letters between slashes. Children may answer aloud or use counters.

1. Say: boat, coat. Do they rhyme?

2. Say: sun, sock. Do they rhyme?

3. Say a word that rhymes with game.

4. Ask an adult to try the same activity with a new word. Listen to the word and take your turn.

5. Pick a new word. Ask a partner to try the same activity with your word.

You can point, speak, draw, or write. Adults can note any help they give.



WORKSHEET OUTPOST | Kindergarten ELA

Rhyme

k-002-2 | Five questions

Success criteria

I can tell which words rhyme and say a rhyme of my own.

Name: _____ Date: _____

For adults: Read each prompt aloud. Say the sound for any letters between slashes. Children may answer aloud or use counters.

1. Say a word that rhymes with game.

2. Say: sun, sock. Do they rhyme?

3. Say: boat, coat. Do they rhyme?

4. Ask an adult to try the same activity with a new word. Listen to the word and take your turn.

5. Pick a new word. Ask a partner to try the same activity with your word.

You can point, speak, draw, or write. Adults can note any help they give.



WORKSHEET OUTPOST | Kindergarten ELA

Blending Onset and Rime

k-035-1 | Five questions

Success criteria
I can blend the parts of a word and say the whole word.

Name: _____ Date: _____

For adults: Read each prompt aloud. Say the sound for any letters between slashes. Children may answer aloud or use counters.

1. Blend /m/ and /ap/.

2. Blend /s/ and /un/.

3. Blend /f/ and /ish/.

4. Ask an adult to try the same activity with a new word. Listen to the word and take your turn.

5. Pick a new word. Ask a partner to try the same activity with your word.

You can point, speak, draw, or write. Adults can note any help they give.



WORKSHEET OUTPOST | Kindergarten ELA

Blending Onset and Rime

k-035-2 | Five questions

Success criteria
I can blend the parts of a word and say the whole word.

Name: _____ Date: _____

For adults: Read each prompt aloud. Say the sound for any letters between slashes. Children may answer aloud or use counters.

1. Blend /f/ and /ish/.

2. Blend /s/ and /un/.

3. Blend /m/ and /ap/.

4. Ask an adult to try the same activity with a new word. Listen to the word and take your turn.

5. Pick a new word. Ask a partner to try the same activity with your word.

You can point, speak, draw, or write. Adults can note any help they give.



WORKSHEET OUTPOST | Kindergarten ELA

Counting Syllables

Success criteria
I can count the syllables I hear in a word.

k-004-1 | Five questions

Name: _____ Date: _____

For adults: Read each prompt aloud. Say the sound for any letters between slashes. Children may answer aloud or use counters.

1. Say "rabbit" and clap each syllable. How many syllables do you hear?

2. Say "elephant" and clap each syllable. How many syllables do you hear?

3. Say "fish" and clap each syllable. How many syllables do you hear?

4. Ask an adult to try the same activity with a new word. Listen to the word and take your turn.

5. Pick a new word. Ask a partner to try the same activity with your word.

You can point, speak, draw, or write. Adults can note any help they give.



WORKSHEET OUTPOST | Kindergarten ELA

Counting Syllables

k-004-2 | Five questions

Success criteria
I can count the syllables I hear in a word.

Name: _____ Date: _____

For adults: Read each prompt aloud. Say the sound for any letters between slashes. Children may answer aloud or use counters.

1. Say "fish" and clap each syllable. How many syllables do you hear?

2. Say "elephant" and clap each syllable. How many syllables do you hear?

3. Say "rabbit" and clap each syllable. How many syllables do you hear?

4. Ask an adult to try the same activity with a new word. Listen to the word and take your turn.

5. Pick a new word. Ask a partner to try the same activity with your word.

You can point, speak, draw, or write. Adults can note any help they give.



WORKSHEET OUTPOST | Kindergarten ELA

Isolating, Blending, and Segmenting Phonemes

k-036-1 | Five questions

Success criteria
I can say each sound in a word in order.

Name: _____ Date: _____

For adults: Read each prompt aloud. Say the sound for any letters between slashes. Children may answer aloud or use counters.

1. Say cup. What sound is in the middle?

2. Blend /s/ /u/ /n/. Use the short u sound.

3. Say fish. Push one counter for each sound.

4. Say net. What sound is last?

5. Say log. What sound is first?

You can point, speak, draw, or write. Adults can note any help they give.



WORKSHEET OUTPOST | Kindergarten ELA

Isolating, Blending, and Segmenting Phonemes

k-036-2 | Five questions

Success criteria
I can say each sound in a word in order.

Name: _____ Date: _____

For adults: Read each prompt aloud. Say the sound for any letters between slashes. Children may answer aloud or use counters.

1. Say log. What sound is first?

2. Blend /sh/ /i/ /p/. Use the short i sound.

3. Say stop. Count the sounds.

4. Say map. Tap each sound.

5. Say cup. What sound is in the middle?

You can point, speak, draw, or write. Adults can note any help they give.



WORKSHEET OUTPOST | Kindergarten ELA

Consonant q(u)

Success criteria
I can look at a letter and say its sound.

k-130-1 | Five questions

Name: _____ Date: _____

Letters: q

1. Find q. Say each letter name and write it.

2. Say a word that begins with the sound of q.

3. Write q from memory. Check it against the model.

4. Point to and name every letter on this page.

5. Think of another example like one on this page. Explain it to an adult.

You can point, speak, draw, or write. Adults can note any help they give.



WORKSHEET OUTPOST | Kindergarten ELA

Consonant q(u)

Success criteria
I can look at a letter and say its sound.

k-130-2 | Five questions

Name: _____ Date: _____

Letters: q

1. Find q. Say each letter name and write it.

2. Say a word that begins with the sound of q.

3. Write q from memory. Check it against the model.

4. Point to and name every letter on this page.

5. Think of another example like one on this page. Explain it to an adult.

You can point, speak, draw, or write. Adults can note any help they give.



WORKSHEET OUTPOST | Kindergarten ELA

Consonant w

Success criteria
I can look at a letter and say its sound.

k-131-1 | Five questions

Name: _____ Date: _____

Letters: w

1. Find w. Say each letter name and write it.

2. Say a word that begins with the sound of w.

3. Write w from memory. Check it against the model.

4. Point to and name every letter on this page.

5. Think of another example like one on this page. Explain it to an adult.

You can point, speak, draw, or write. Adults can note any help they give.



WORKSHEET OUTPOST | Kindergarten ELA

Consonant w

Success criteria
I can look at a letter and say its sound.

k-131-2 | Five questions

Name: _____ Date: _____

Letters: w

1. Find w. Say each letter name and write it.

2. Say a word that begins with the sound of w.

3. Write w from memory. Check it against the model.

4. Point to and name every letter on this page.

5. Think of another example like one on this page. Explain it to an adult.

You can point, speak, draw, or write. Adults can note any help they give.



WORKSHEET OUTPOST | Kindergarten ELA

Manuscript: q, Q, w, W

k-132-1 | Five questions

Success criteria
I can form the letters shown and write them on my own.

Name: _____ Date: _____

Watch an adult write each letter on the first line. Notice where it starts and ends. Copy it, then try it from memory.

1. Watch an adult write q. Copy the letter, then try again on your own.

2. Watch an adult write w. Copy the letter, then try again on your own.

3. Watch an adult write q. Copy the letter, then try again on your own.

4. Watch an adult write w. Copy the letter, then try again on your own.

5. Watch an adult write q. Copy the letter, then try again on your own.

You can point, speak, draw, or write. Adults can note any help they give.



WORKSHEET OUTPOST | Kindergarten ELA

Manuscript: q, Q, w, W

k-132-2 | Five questions

Success criteria
I can form the letters shown and write them on my own.

Name: _____ Date: _____

Watch an adult write each letter on the first line. Notice where it starts and ends. Copy it, then try it from memory.

1. Watch an adult write Q. Copy the letter, then try again on your own.

2. Watch an adult write W. Copy the letter, then try again on your own.

3. Watch an adult write Q. Copy the letter, then try again on your own.

4. Watch an adult write W. Copy the letter, then try again on your own.

5. Watch an adult write Q. Copy the letter, then try again on your own.

You can point, speak, draw, or write. Adults can note any help they give.



WORKSHEET OUTPOST | Kindergarten ELA

Review

k-123-1 | Five questions

Success criteria

I can read the words, cover them, and spell them from memory.

Name: _____ Date: _____

Words: the, was, you, said, have, one

1. Read each word. Circle the part you need to remember.

2. Choose two words. Use each word in a sentence aloud.

3. Copy the words. Cover your list. Write each word as an adult reads it aloud.

4. Ask an adult to read the words in a different order. Write each word you hear.

5. Check your spelling. Fix any words you missed.

You can point, speak, draw, or write. Adults can note any help they give.



WORKSHEET OUTPOST | Kindergarten ELA

Review

k-123-2 | Five questions

Success criteria

I can read the words, cover them, and spell them from memory.

Name: _____ Date: _____

Words: the, was, you, said, have, one

1. Ask an adult to read the words in a different order. Write each word you hear.

2. Check your spelling. Fix any words you missed.

3. Use one or two words from the list in a sentence. Read it aloud.

4. Read each word. Circle the part you need to remember.

5. Choose two words. Use each word in a sentence aloud.

You can point, speak, draw, or write. Adults can note any help they give.



WORKSHEET OUTPOST | Kindergarten ELA

Accuracy and Self-Correction

k-063-1 | Five questions

Success criteria
I can read the passage aloud and reread a tricky part so it makes sense.

Name: _____ Date: _____

Nell made a ramp. She put a cart at the top. The cart rolled down. Nell moved the ramp and tried again.

1. Read aloud. Mark a word you need to check.

2. Check the letters, practice the word, and reread the sentence.

3. Read again in phrases. Let punctuation guide your voice.

4. Read the text to a partner at a comfortable pace.

5. Tell what happens without looking.

You can point, speak, draw, or write. Adults can note any help they give.



WORKSHEET OUTPOST | Kindergarten ELA

Accuracy and Self-Correction

k-063-2 | Five questions

Success criteria
I can read the passage aloud and reread a tricky part so it makes sense.



Name: _____ Date: _____

Nell made a ramp. She put a cart at the top. The cart rolled down. Nell moved the ramp and tried again.

1. Read the text to a partner at a comfortable pace.

2. Tell what happens without looking.

3. Reread. Ask your partner what became clearer or smoother.

4. Read aloud. Mark a word you need to check.

5. Check the letters, practice the word, and reread the sentence.

You can point, speak, draw, or write. Adults can note any help they give.



WORKSHEET OUTPOST | Kindergarten ELA

Make and Check Predictions

k-093-1 | Five questions

Success criteria
I can answer a question and point to the part of the text that helped me.

Name: _____ Date: _____

Nell built a small paper bridge between two books. Her toy cart fell through it. Nell folded the paper into a zigzag and tried again. The cart rolled across. Nell smiled and invited Omar to test a heavier cart.

1. Cover the last two sentences. Predict what Nell will do.

2. Read the rest. Was your prediction confirmed?

3. Predict what may happen with the heavier cart. Give a clue.

4. What is the most important idea on this page? Point to a detail that supports it.

5. Ask a question about what you read. Answer it using this page.

You can point, speak, draw, or write. Adults can note any help they give.



WORKSHEET OUTPOST | Kindergarten ELA

Make and Check Predictions

k-093-2 | Five questions

Success criteria
I can answer a question and point to the part of the text that helped me.

Name: _____ Date: _____

Rafi wanted to carry three library books home. His paper bag tore. Mei offered a cloth bag. Rafi put the books inside and held the handles. At home, he drew a thank-you card for Mei.

1. Stop after sentence two. Predict a solution.

2. Read on. What really happens?

3. How did the ending compare with your prediction?

4. What is the most important idea on this page? Point to a detail that supports it.

5. Ask a question about what you read. Answer it using this page.

You can point, speak, draw, or write. Adults can note any help they give.



WORKSHEET OUTPOST | Kindergarten ELA

Character Clues

k-064-1 | Five questions

Success criteria
I can name a character and use a story detail to describe what happens.

Name: _____ Date: _____

Nell built a small paper bridge between two books. Her toy cart fell through it. Nell folded the paper into a zigzag and tried again. The cart rolled across. Nell smiled and invited Omar to test a heavier cart.

1. How does Nell feel at the end?

2. What clue supports your answer?

3. What does trying again show about Nell?

4. What is the most important idea on this page? Point to a detail that supports it.

5. Ask a question about what you read. Answer it using this page.



WORKSHEET OUTPOST | Kindergarten ELA

Character Clues

k-064-2 | Five questions

Success criteria
I can name a character and use a story detail to describe what happens.

Name: _____ Date: _____

Rafi wanted to carry three library books home. His paper bag tore. Mei offered a cloth bag. Rafi put the books inside and held the handles. At home, he drew a thank-you card for Mei.

1. How might Rafi feel about Mei?

2. What clue supports that?

3. What does Mei do that shows kindness?

4. What is the most important idea on this page? Point to a detail that supports it.

5. Ask a question about what you read. Answer it using this page.



WORKSHEET OUTPOST | Kindergarten ELA

Book Orientation

k-017-1 | Five questions

Success criteria
I can point to the front cover and show where to start reading.

Name: _____ Date: _____

A MINI BOOK
Title: The Cart
Words: Jo Lane | Pictures: Ari Vale (fictional creators)
Page 1: The cart is red.
Page 2: It rolls down.

1. Point to the title and the names of the writer and illustrator.

2. Point to the first word on page 1. Track each word from left to right.

3. Show where to go after finishing the line. Point to page 2 and read it.

4. Count the words in: The cart is red.

5. Find an uppercase letter and an end mark.

You can point, speak, draw, or write. Adults can note any help they give.



WORKSHEET OUTPOST | Kindergarten ELA

Book Orientation

k-017-2 | Five questions

Success criteria
I can point to the front cover and show where to start reading.

Name: _____ Date: _____

A MINI BOOK
Title: The Cart
Words: Jo Lane | Pictures: Ari Vale (fictional creators)
Page 1: The cart is red.
Page 2: It rolls down.

1. Count the words in: The cart is red.

2. Find an uppercase letter and an end mark.

3. Tell how a word differs from a sentence.

4. Point to the title and the names of the writer and illustrator.

5. Point to the first word on page 1. Track each word from left to right.

You can point, speak, draw, or write. Adults can note any help they give.



WORKSHEET OUTPOST | Kindergarten ELA

Connect Reading and Writing

Success criteria
I can state my opinion and give a reason for it.

k-018-1 | Five questions

Name: _____ Date: _____

Nell built a small paper bridge between two books. Her toy cart fell through it. Nell folded the paper into a zigzag and tried again. The cart rolled across. Nell smiled and invited Omar to test a heavier cart.
Rafi wanted to carry three library books home. His paper bag tore. Mei offered a cloth bag. Rafi put the books inside and held the handles. At home, he drew a thank-you card for Mei.

1. Advertise a paper bookmark you designed. Tell why a reader might like it.

2. Plan: What is your main idea? Choose two or three details.

3. Draw your ideas, tell them to someone, or write a first draft.

4. Write a fresh version: Advertise a paper bookmark you designed. Tell why a reader might like it.

5. Add or improve one detail. Reread your work. Will the order make sense to a reader?



WORKSHEET OUTPOST | Kindergarten ELA

Connect Reading and Writing

Success criteria
I can state my opinion and give a reason for it.

k-018-2 | Five questions

Name: _____ Date: _____

Nell built a small paper bridge between two books. Her toy cart fell through it. Nell folded the paper into a zigzag and tried again. The cart rolled across. Nell smiled and invited Omar to test a heavier cart.
Rafi wanted to carry three library books home. His paper bag tore. Mei offered a cloth bag. Rafi put the books inside and held the handles. At home, he drew a thank-you card for Mei.

1. Write a fresh version: Advertise a paper bookmark you designed. Tell why a reader might like it.

2. Add or improve one detail. Reread your work. Will the order make sense to a reader?

3. Check capital letters, spaces, spelling, and end punctuation. Share with a partner.

4. Advertise a paper bookmark you designed. Tell why a reader might like it.

5. Plan: What is your main idea? Choose two or three details.

You can point, speak, draw, or write. Adults can note any help they give.



WORKSHEET OUTPOST | Kindergarten ELA

Narrative

k-133-1 | Five questions

Success criteria

I can tell what happened in order and include an ending.

Name: _____ Date: _____

1. Tell a story about a paper bridge and a toy cart.

2. Plan: What is your main idea? Choose two or three details.

3. Draw your ideas, tell them to someone, or write a first draft.

4. Write a fresh version: Tell a story about a paper bridge and a toy cart.

5. Add or improve one detail. Reread your work. Will the order make sense to a reader?

You can point, speak, draw, or write. Adults can note any help they give.



WORKSHEET OUTPOST | Kindergarten ELA

Narrative

k-133-2 | Five questions

Success criteria
I can tell what happened in order and include an ending.

Name: _____ Date: _____

1. Write a fresh version: Tell a story about a paper bridge and a toy cart.

2. Add or improve one detail. Reread your work. Will the order make sense to a reader?

3. Check capital letters, spaces, spelling, and end punctuation. Share with a partner.

4. Tell a story about a paper bridge and a toy cart.

5. Plan: What is your main idea? Choose two or three details.

You can point, speak, draw, or write. Adults can note any help they give.



WORKSHEET OUTPOST | Kindergarten ELA

Dialogue

k-134-1 | Five questions

Success criteria

I can put quotation marks around the words someone says.

Name: _____ Date: _____

Quotation marks surround a speaker's exact words. Example: Mei said, "I can help."

1. Add punctuation: Nell said I made a bridge

2. Who speaks? "Try again," Omar said.

3. Write one line Nell could say.

4. Add punctuation: Rafi asked May I use the bag

5. Write a reply from Mei.

You can point, speak, draw, or write. Adults can note any help they give.



WORKSHEET OUTPOST | Kindergarten ELA

Dialogue

k-134-2 | Five questions

Success criteria

I can put quotation marks around the words someone says.

Name: _____ Date: _____

Quotation marks surround a speaker's exact words. Example: Mei said, "I can help."

1. Add punctuation: Rafi asked May I use the bag

2. Write a reply from Mei.

3. Circle the words spoken: Mei said, "Yes, you may."

4. Add punctuation: Nell said I made a bridge

5. Who speaks? "Try again," Omar said.

You can point, speak, draw, or write. Adults can note any help they give.



WORKSHEET OUTPOST | Kindergarten ELA

Seek Information

k-135-1 | Five questions

Success criteria
I can find a fact in a source and tell how it answers my question.

Name: _____ Date: _____

A partner wants to test a paper bridge. You want to make sure both partners can share ideas.

1. Share an idea in a complete sentence.

2. Ask a question about your partner's idea.

3. Add a detail and take another turn. Use a voice your partner can hear.

4. Switch roles. Try the same conversation with a paper boat instead of a bridge.

5. Write or draw one idea your partner shared.

You can point, speak, draw, or write. Adults can note any help they give.



WORKSHEET OUTPOST | Kindergarten ELA

Seek Information

k-135-2 | Five questions

Success criteria
I can find a fact in a source and tell how it answers my question.

Name: _____ Date: _____

A partner wants to test a paper bridge. You want to make sure both partners can share ideas.

1. Switch roles. Try the same conversation with a paper boat instead of a bridge.

2. Write or draw one idea your partner shared.

3. Check: Did you listen, take turns, stay on topic, and use clear words?

4. Share an idea in a complete sentence.

5. Ask a question about your partner's idea.

You can point, speak, draw, or write. Adults can note any help they give.