

WORKSHEET OUTPOST | Kindergarten ELA

Collaborative Discussion: Active Listening

k-087-1 | Five questions

Success criteria
I can share an idea, listen to a partner, and ask a question about it.

Name: _____ Date: _____

A partner wants to test a paper bridge. You want to make sure both partners can share ideas.

1. Share an idea in a complete sentence.

2. Ask a question about your partner's idea.

3. Add a detail and take another turn. Use a voice your partner can hear.

4. Switch roles. Try the same conversation with a paper boat instead of a bridge.

5. Write or draw one idea your partner shared.

You can point, speak, draw, or write. Adults can note any help they give.



WORKSHEET OUTPOST | Kindergarten ELA

Collaborative Discussion: Active Listening

k-087-2 | Five questions

Success criteria
I can share an idea, listen to a partner, and ask a question about it.

Name: _____ Date: _____

A partner wants to test a paper bridge. You want to make sure both partners can share ideas.

1. Switch roles. Try the same conversation with a paper boat instead of a bridge.

2. Write or draw one idea your partner shared.

3. Check: Did you listen, take turns, stay on topic, and use clear words?

4. Share an idea in a complete sentence.

5. Ask a question about your partner's idea.

You can point, speak, draw, or write. Adults can note any help they give.



WORKSHEET OUTPOST | Kindergarten ELA

Explore Word Relationships: Shades of Meaning

k-112-1 | Five questions

Name: _____ Date: _____

Success criteria

I can compare two similar words and choose the one that best fits.

Use the examples to explain what the words mean.

1. Order from least to most strong: boiling, warm, hot

2. Which is stronger: like or love?

3. Use the stronger word in a sentence.

4. Order by loudness: shout, whisper, speak

5. Which moves faster: stroll or sprint?

You can point, speak, draw, or write. Adults can note any help they give.



WORKSHEET OUTPOST | Kindergarten ELA

Explore Word Relationships: Shades of Meaning

k-112-2 | Five questions

Name: _____ Date: _____

Success criteria

I can compare two similar words and choose the one that best fits.

Use the examples to explain what the words mean.

1. Order by loudness: shout, whisper, speak

2. Which moves faster: stroll or sprint?

3. Tell why the exact word matters.

4. Order from least to most strong: boiling, warm, hot

5. Which is stronger: like or love?

You can point, speak, draw, or write. Adults can note any help they give.



WORKSHEET OUTPOST | Kindergarten ELA

Blending Onset and Rime

k-035-1 | Five questions

Success criteria
I can blend the parts of a word and say the whole word.

Name: _____ Date: _____

For adults: Read each prompt aloud. Say the sound for any letters between slashes. Children may answer aloud or use counters.

1. Blend /m/ and /ap/.

2. Blend /s/ and /un/.

3. Blend /f/ and /ish/.

4. Ask an adult to try the same activity with a new word. Listen to the word and take your turn.

5. Pick a new word. Ask a partner to try the same activity with your word.

You can point, speak, draw, or write. Adults can note any help they give.



WORKSHEET OUTPOST | Kindergarten ELA

Blending Onset and Rime

k-035-2 | Five questions

Success criteria
I can blend the parts of a word and say the whole word.

Name: _____ Date: _____

For adults: Read each prompt aloud. Say the sound for any letters between slashes. Children may answer aloud or use counters.

1. Blend /f/ and /ish/.

2. Blend /s/ and /un/.

3. Blend /m/ and /ap/.

4. Ask an adult to try the same activity with a new word. Listen to the word and take your turn.

5. Pick a new word. Ask a partner to try the same activity with your word.

You can point, speak, draw, or write. Adults can note any help they give.



WORKSHEET OUTPOST | Kindergarten ELA

Isolating, Blending, Segmenting, and Substituting Phonemes

k-155-1 | Five questions

Success criteria

I can change one sound and say the new word.

Name: _____ Date: _____

For adults: Read each prompt aloud. Say the sound for any letters between slashes. Children may answer aloud or use counters.

1. Say cup. What sound is in the middle?

2. Blend /s/ /u/ /n/. Use the short u sound.

3. Say fish. Push one counter for each sound.

4. Say map. Change /m/ to /t/.

5. Say net. What sound is last?

You can point, speak, draw, or write. Adults can note any help they give.



WORKSHEET OUTPOST | Kindergarten ELA

Isolating, Blending, Segmenting, and Substituting Phonemes

k-155-2 | Five questions

Success criteria

I can change one sound and say the new word.



Name: _____ Date: _____

For adults: Read each prompt aloud. Say the sound for any letters between slashes. Children may answer aloud or use counters.

1. Say log. What sound is first?

2. Blend /sh/ /i/ /p/. Use the short i sound.

3. Say stop. Count the sounds.

4. Say cat. Change /t/ to /p/.

5. Say pin. Change short /i/ to short /a/.

You can point, speak, draw, or write. Adults can note any help they give.



WORKSHEET OUTPOST | Kindergarten ELA

Digraph ck

k-178-1 | Five questions

Success criteria

I can read each word and point to the letters that make the target sound.

Name: _____ Date: _____

Practice words: back, neck, kick, rock, duck, sock.

1. Read each word. Mark the letters that show the spelling pattern you are practicing.

2. Choose two words. How are their spellings alike? How are they different?

3. Use one word in a sentence. Read your sentence aloud.

4. Choose a practice word. Say each sound, then read the whole word.

5. Choose a different practice word. Cover it, write it, and check its spelling.

You can point, speak, draw, or write. Adults can note any help they give.



WORKSHEET OUTPOST | Kindergarten ELA

Digraph ck

k-178-2 | Five questions

Success criteria

I can read each word and point to the letters that make the target sound.

Name: _____ Date: _____

Practice words: sock, duck, rock, kick, neck, back.

1. Read each word. Mark the letters that show the spelling pattern you are practicing.

2. Choose two words. How are their spellings alike? How are they different?

3. Use one word in a sentence. Read your sentence aloud.

4. Choose a practice word. Say each sound, then read the whole word.

5. Choose a different practice word. Cover it, write it, and check its spelling.

You can point, speak, draw, or write. Adults can note any help they give.



WORKSHEET OUTPOST | Kindergarten ELA

Manuscript: S, s, F, f, E, e

Success criteria
I can form the letters shown and write them on my own.

k-179-1 | Five questions

Name: _____ Date: _____

Watch an adult write each letter on the first line. Notice where it starts and ends. Copy it, then try it from memory.

1. Watch an adult write S. Copy the letter, then try again on your own.

2. Watch an adult write F. Copy the letter, then try again on your own.

3. Watch an adult write E. Copy the letter, then try again on your own.

4. Watch an adult write S. Copy the letter, then try again on your own.

5. Watch an adult write F. Copy the letter, then try again on your own.

You can point, speak, draw, or write. Adults can note any help they give.



WORKSHEET OUTPOST | Kindergarten ELA

Manuscript: S, s, F, f, E, e

Success criteria
I can form the letters shown and write them on my own.

k-179-2 | Five questions

Name: _____ Date: _____

Watch an adult write each letter on the first line. Notice where it starts and ends. Copy it, then try it from memory.

1. Watch an adult write s. Copy the letter, then try again on your own.

2. Watch an adult write f. Copy the letter, then try again on your own.

3. Watch an adult write e. Copy the letter, then try again on your own.

4. Watch an adult write s. Copy the letter, then try again on your own.

5. Watch an adult write f. Copy the letter, then try again on your own.

You can point, speak, draw, or write. Adults can note any help they give.



WORKSHEET OUTPOST | Kindergarten ELA

Review

k-123-1 | Five questions

Success criteria

I can read the words, cover them, and spell them from memory.

Name: _____ Date: _____

Words: the, was, you, said, have, one

1. Read each word. Circle the part you need to remember.

2. Choose two words. Use each word in a sentence aloud.

3. Copy the words. Cover your list. Write each word as an adult reads it aloud.

4. Ask an adult to read the words in a different order. Write each word you hear.

5. Check your spelling. Fix any words you missed.

You can point, speak, draw, or write. Adults can note any help they give.



WORKSHEET OUTPOST | Kindergarten ELA

Review

k-123-2 | Five questions

Success criteria

I can read the words, cover them, and spell them from memory.

Name: _____ Date: _____

Words: the, was, you, said, have, one

1. Ask an adult to read the words in a different order. Write each word you hear.

2. Check your spelling. Fix any words you missed.

3. Use one or two words from the list in a sentence. Read it aloud.

4. Read each word. Circle the part you need to remember.

5. Choose two words. Use each word in a sentence aloud.

You can point, speak, draw, or write. Adults can note any help they give.



WORKSHEET OUTPOST | Kindergarten ELA

Expression

k-100-1 | Five questions

Success criteria
I can read the passage aloud and reread a tricky part so it makes sense.

Name: _____ Date: _____

NELL: My bridge bends! (She holds the paper.)
OMAR: Let us fold it.
NELL: Now it holds the cart! (She smiles.)
OMAR: Can it hold two carts?

1. Read aloud. Mark a word you need to check.

2. Check the letters, practice the word, and reread the sentence.

3. Read again in phrases. Let punctuation guide your voice.

4. Read the text to a partner at a comfortable pace.

5. Tell what happens without looking.

You can point, speak, draw, or write. Adults can note any help they give.



WORKSHEET OUTPOST | Kindergarten ELA

Expression

k-100-2 | Five questions

Success criteria
I can read the passage aloud and reread a tricky part so it makes sense.

Name: _____ Date: _____

NELL: My bridge bends! (She holds the paper.)
OMAR: Let us fold it.
NELL: Now it holds the cart! (She smiles.)
OMAR: Can it hold two carts?

1. Read the text to a partner at a comfortable pace.

2. Tell what happens without looking.

3. Reread. Ask your partner what became clearer or smoother.

4. Read aloud. Mark a word you need to check.

5. Check the letters, practice the word, and reread the sentence.

You can point, speak, draw, or write. Adults can note any help they give.



WORKSHEET OUTPOST | Kindergarten ELA

Ask and Answer Questions

k-109-1 | Five questions

Success criteria
I can share an idea, listen to a partner, and ask a question about it.

Name: _____ Date: _____

Nell built a small paper bridge between two books. Her toy cart fell through it. Nell folded the paper into a zigzag and tried again. The cart rolled across. Nell smiled and invited Omar to test a heavier cart.

1. Ask a who question and answer it.

2. Ask why Nell changes the paper.

3. Write a question the story does not answer.

4. What is the most important idea on this page? Point to a detail that supports it.

5. Ask a question about what you read. Answer it using this page.

You can point, speak, draw, or write. Adults can note any help they give.



WORKSHEET OUTPOST | Kindergarten ELA

Ask and Answer Questions

k-109-2 | Five questions

Success criteria
I can share an idea, listen to a partner, and ask a question about it.

Name: _____ Date: _____

Rafi wanted to carry three library books home. His paper bag tore. Mei offered a cloth bag. Rafi put the books inside and held the handles. At home, he drew a thank-you card for Mei.

1. Ask where Rafi goes. Answer it.

2. Ask who helps him. Answer it.

3. Ask a question you would like to ask Mei.

4. What is the most important idea on this page? Point to a detail that supports it.

5. Ask a question about what you read. Answer it using this page.

You can point, speak, draw, or write. Adults can note any help they give.



WORKSHEET OUTPOST | Kindergarten ELA

Visualize a scene

k-160-1 | Five questions

Success criteria
I can find words in the text that help me picture or hear what the writer means.

Name: _____ Date: _____

A tiny cart rolls down the track.
I push it out; it rolls right back.
Its silver wheels go click, click, click.
I build a ramp with one flat brick.

1. Draw what you imagine.

2. Copy a phrase that helped.

3. What sound do you imagine?

4. What is the most important idea on this page? Point to a detail that supports it.

5. Ask a question about what you read. Answer it using this page.



WORKSHEET OUTPOST | Kindergarten ELA

Visualize a scene

k-160-2 | Five questions

Success criteria
I can find words in the text that help me picture or hear what the writer means.

Name: _____ Date: _____

My paper boat floats in a tray.
I blow it gently on its way.
It bumps the edge and turns around.
Its folded sail makes not a sound.

1. Sketch the scene.

2. Which words describe motion?

3. What do you imagine hearing?

4. What is the most important idea on this page? Point to a detail that supports it.

5. Ask a question about what you read. Answer it using this page.

You can point, speak, draw, or write. Adults can note any help they give.



WORKSHEET OUTPOST | Kindergarten ELA

Characters and Setting

k-016-1 | Five questions

Success criteria
I can name a character and use a story detail to describe what happens.

Name: _____ Date: _____

Nell built a small paper bridge between two books. Her toy cart fell through it. Nell folded the paper into a zigzag and tried again. The cart rolled across. Nell smiled and invited Omar to test a heavier cart.

1. Which objects help you picture where Nell works?

2. Does the passage name a room?

3. Suggest a possible place and label it as a guess.

4. What is the most important idea on this page? Point to a detail that supports it.

5. Ask a question about what you read. Answer it using this page.

You can point, speak, draw, or write. Adults can note any help they give.



WORKSHEET OUTPOST | Kindergarten ELA

Characters and Setting

k-016-2 | Five questions

Success criteria
I can name a character and use a story detail to describe what happens.

Name: _____ Date: _____

Rafi wanted to carry three library books home. His paper bag tore. Mei offered a cloth bag. Rafi put the books inside and held the handles. At home, he drew a thank-you card for Mei.

1. Where does Rafi want to go?

2. Where does he make the card?

3. Draw the ending setting.

4. What is the most important idea on this page? Point to a detail that supports it.

5. Ask a question about what you read. Answer it using this page.

You can point, speak, draw, or write. Adults can note any help they give.



WORKSHEET OUTPOST | Kindergarten ELA

Author's Craft

k-118-1 | Five questions

Success criteria
I can tell why the author wrote the text and point to a clue.

Name: _____ Date: _____

A paper fan has many folds. When it is closed, the folds rest together. When it is opened, the folds spread apart. Moving the fan pushes air toward your face. A wide fan can move more air than a narrow one when moved the same way.

1. Is this mainly teaching facts or telling an imaginary story?

2. Name a detail that helps explain the fan.

3. Why does the writer compare wide and narrow fans?

4. What is the most important idea on this page? Point to a detail that supports it.

5. Ask a question about what you read. Answer it using this page.

You can point, speak, draw, or write. Adults can note any help they give.



WORKSHEET OUTPOST | Kindergarten ELA

Author's Craft

k-118-2 | Five questions

Success criteria
I can tell why the author wrote the text and point to a clue.

Name: _____ Date: _____

Rafi wanted to carry three library books home. His paper bag tore. Mei offered a cloth bag. Rafi put the books inside and held the handles. At home, he drew a thank-you card for Mei.

1. Why might someone read this story?

2. Which action shows gratitude without naming it?

3. How does that detail help the ending?

4. What is the most important idea on this page? Point to a detail that supports it.

5. Ask a question about what you read. Answer it using this page.

You can point, speak, draw, or write. Adults can note any help they give.



WORKSHEET OUTPOST | Kindergarten ELA

Book Orientation

k-017-1 | Five questions

Success criteria
I can point to the front cover and show where to start reading.

Name: _____ Date: _____

A MINI BOOK
Title: The Cart
Words: Jo Lane | Pictures: Ari Vale (fictional creators)
Page 1: The cart is red.
Page 2: It rolls down.

1. Point to the title and the names of the writer and illustrator.

2. Point to the first word on page 1. Track each word from left to right.

3. Show where to go after finishing the line. Point to page 2 and read it.

4. Count the words in: The cart is red.

5. Find an uppercase letter and an end mark.

You can point, speak, draw, or write. Adults can note any help they give.



WORKSHEET OUTPOST | Kindergarten ELA

Book Orientation

k-017-2 | Five questions

Success criteria
I can point to the front cover and show where to start reading.

Name: _____ Date: _____

A MINI BOOK
Title: The Cart
Words: Jo Lane | Pictures: Ari Vale (fictional creators)
Page 1: The cart is red.
Page 2: It rolls down.

1. Count the words in: The cart is red.

2. Find an uppercase letter and an end mark.

3. Tell how a word differs from a sentence.

4. Point to the title and the names of the writer and illustrator.

5. Point to the first word on page 1. Track each word from left to right.

You can point, speak, draw, or write. Adults can note any help they give.



WORKSHEET OUTPOST | Kindergarten ELA

Connect Reading and Writing

Success criteria
I can state my opinion and give a reason for it.

k-018-1 | Five questions

Name: _____ Date: _____

Nell built a small paper bridge between two books. Her toy cart fell through it. Nell folded the paper into a zigzag and tried again. The cart rolled across. Nell smiled and invited Omar to test a heavier cart.
Rafi wanted to carry three library books home. His paper bag tore. Mei offered a cloth bag. Rafi put the books inside and held the handles. At home, he drew a thank-you card for Mei.

1. Advertise a paper bookmark you designed. Tell why a reader might like it.

2. Plan: What is your main idea? Choose two or three details.

3. Draw your ideas, tell them to someone, or write a first draft.

4. Write a fresh version: Advertise a paper bookmark you designed. Tell why a reader might like it.

5. Add or improve one detail. Reread your work. Will the order make sense to a reader?



WORKSHEET OUTPOST | Kindergarten ELA

Connect Reading and Writing

Success criteria
I can state my opinion and give a reason for it.

k-018-2 | Five questions

Name: _____ Date: _____

Nell built a small paper bridge between two books. Her toy cart fell through it. Nell folded the paper into a zigzag and tried again. The cart rolled across. Nell smiled and invited Omar to test a heavier cart.
Rafi wanted to carry three library books home. His paper bag tore. Mei offered a cloth bag. Rafi put the books inside and held the handles. At home, he drew a thank-you card for Mei.

1. Write a fresh version: Advertise a paper bookmark you designed. Tell why a reader might like it.

2. Add or improve one detail. Reread your work. Will the order make sense to a reader?

3. Check capital letters, spaces, spelling, and end punctuation. Share with a partner.

4. Advertise a paper bookmark you designed. Tell why a reader might like it.

5. Plan: What is your main idea? Choose two or three details.

You can point, speak, draw, or write. Adults can note any help they give.



WORKSHEET OUTPOST | Kindergarten ELA

Research Report

k-177-1 | Five questions

Success criteria
I can use what I know or find in a source to answer a question.

Name: _____ Date: _____

Source A - Ramp notebook: A ramp slopes from a higher point to a lower point. A toy cart can roll down it.
Source B - Fair-test card: Change one thing at a time. To compare ramp heights, use the same cart and ramp surface each time.

1. Use the two ramp sources below to answer: How can we compare ramps fairly?

2. Plan: What is your main idea? Choose two or three details.

3. Draw your ideas, tell them to someone, or write a first draft.

4. Write a fresh version: Use the two ramp sources below to answer: How can we compare ramps fairly?

5. Add or improve one detail. Reread your work. Will the order make sense to a reader?

You can point, speak, draw, or write. Adults can note any help they give.



WORKSHEET OUTPOST | Kindergarten ELA

Research Report

k-177-2 | Five questions

Success criteria
I can use what I know or find in a source to answer a question.

Name: _____ Date: _____

Source A - Ramp notebook: A ramp slopes from a higher point to a lower point. A toy cart can roll down it.
Source B - Fair-test card: Change one thing at a time. To compare ramp heights, use the same cart and ramp surface each time.

1. Write a fresh version: Use the two ramp sources below to answer: How can we compare ramps fairly?

2. Add or improve one detail. Reread your work. Will the order make sense to a reader?

3. Check capital letters, spaces, spelling, and end punctuation. Share with a partner.

4. Use the two ramp sources below to answer: How can we compare ramps fairly?

5. Plan: What is your main idea? Choose two or three details.

You can point, speak, draw, or write. Adults can note any help they give.



WORKSHEET OUTPOST | Kindergarten ELA

Conjunctions

k-119-1 | Five questions

Success criteria
I can join ideas with a connecting word that makes sense.

Name: _____ Date: _____

Read each sentence. Complete the task, then check your work.

1. Join with and: Nell folds paper. Omar tests it.

2. Join with but: The bag is small. It holds three books.

3. Join two questions using or.

4. Join with so: The paper tore. We found a new sheet.

5. Choose and, but, or or: You may draw ___ read.

You can point, speak, draw, or write. Adults can note any help they give.



WORKSHEET OUTPOST | Kindergarten ELA

Conjunctions

k-119-2 | Five questions

Success criteria
I can join ideas with a connecting word that makes sense.

Name: _____ Date: _____

Read each sentence. Complete the task, then check your work.

1. Join with so: The paper tore. We found a new sheet.

2. Choose and, but, or or: You may draw ___ read.

3. Write a compound statement and a compound question.

4. Join with and: Nell folds paper. Omar tests it.

5. Join with but: The bag is small. It holds three books.

You can point, speak, draw, or write. Adults can note any help they give.



WORKSHEET OUTPOST | Kindergarten ELA

Cause and Effect

Success criteria
I can tell what happened and what made it happen.

k-111-1 | Five questions

Name: _____ Date: _____

A partner wants to test a paper bridge. You want to make sure both partners can share ideas.

1. Predict what may happen if the cart is heavier.

2. Give a clue or reason.

3. Listen to another prediction and explain a difference.

4. Switch roles. Try the same conversation with a paper boat instead of a bridge.

5. Write or draw one idea your partner shared.

You can point, speak, draw, or write. Adults can note any help they give.



WORKSHEET OUTPOST | Kindergarten ELA

Cause and Effect

k-111-2 | Five questions

Success criteria
I can tell what happened and what made it happen.

Name: _____ Date: _____

A partner wants to test a paper bridge. You want to make sure both partners can share ideas.

1. Switch roles. Try the same conversation with a paper boat instead of a bridge.

2. Write or draw one idea your partner shared.

3. Check: Did you listen, take turns, stay on topic, and use clear words?

4. Predict what may happen if the cart is heavier.

5. Give a clue or reason.

You can point, speak, draw, or write. Adults can note any help they give.