

WORKSHEET OUTPOST | Grade 2 Math

Draw equal parts of a whole

OW-G2-079 | Five questions

Success criteria
I can divide a shape into equal parts and name each share.

Name: _____ Date: _____

Read each problem or listen as someone reads it. Show your thinking with objects, pictures, words, or numbers.

1. Partition the circle into 2 equal shares. Shade one share.



2. Partition the circle into 4 equal shares. Shade one share.



3. Partition the circle into 2 equal shares. Shade one share.



4. Partition the circle into 4 equal shares. Shade one share.



5. Write a problem like question 1 with new numbers or objects. Solve it and show your work.

You can point, speak, draw, or write. Adults can note any help they give.