

WORKSHEET OUTPOST | Grade 2 Math

Read and compare bars

OW-G2-026 | Five questions

Success criteria

I can read a graph and use the counts to answer a question.

Name: _____ Date: _____

Read each problem or listen as someone reads it. Show your thinking with objects, pictures, words, or numbers.

1. Use the bar graph. How many votes are there altogether?

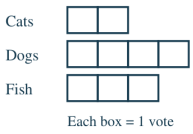

2. Use the bar graph. How many votes are there altogether?

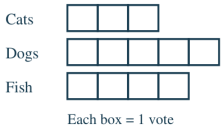

3. Use the bar graph. How many votes are there altogether?

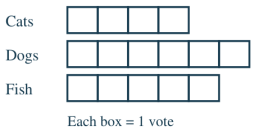

4. Use the bar graph. How many votes are there altogether?

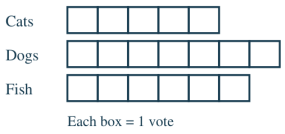

5. Write a problem like question 1 with new numbers or objects. Solve it and show your work.

You can point, speak, draw, or write. Adults can note any help they give.