

WORKSHEET OUTPOST | Grade 2 Math

Add two-digit numbers mentally

Success criteria
I can use tens and ones to add or subtract within 100.

OW-G2-001 | Five questions

Name: _____ Date: _____

Read each problem or listen as someone reads it. Show your thinking with objects, pictures, words, or numbers.

1. 32 + 16 = ___. Break apart an addend to make a ten.

2. 41 + 27 = ___. Break apart an addend to make a ten.

3. 50 + 28 = ___. Break apart an addend to make a ten.

4. 62 + 20 = ___. Break apart an addend to make a ten.

5. Write a problem like question 1 with new numbers or objects. Solve it and show your work.

You can point, speak, draw, or write. Adults can note any help they give.



WORKSHEET OUTPOST | Grade 2 Math

Addition stories with one or two steps

OW-G2-002 | Five questions

Success criteria

I can choose addition or subtraction to solve a story problem.

Name: _____ Date: _____

Read each problem or listen as someone reads it. Show your thinking with objects, pictures, words, or numbers.

1. The club has 31 pencils. On Monday it gets 12 more pencils. On Tuesday it gets 5 more. How many pencils does the club have now? Show both steps.

2. The club has 40 pencils. On Monday it gets 12 more pencils. On Tuesday it gets 5 more. How many pencils does the club have now? Show both steps.

3. The club has 49 pencils. On Monday it gets 12 more pencils. On Tuesday it gets 5 more. How many pencils does the club have now? Show both steps.

4. The club has 61 pencils. On Monday it gets 12 more pencils. On Tuesday it gets 5 more. How many pencils does the club have now? Show both steps.

5. Write a problem like question 1 with new numbers or objects. Solve it and show your work.

You can point, speak, draw, or write. Adults can note any help they give.



WORKSHEET OUTPOST | Grade 2 Math

Adjust an addend to make adding easier

OW-G2-003 | Five questions

Success criteria
I can use tens and ones to add or subtract within 100.

Name: _____ Date: _____

Read each problem or listen as someone reads it. Show your thinking with objects, pictures, words, or numbers.

1. 36 + 18 = ___. Use a nearby ten, then adjust.

2. 45 + 29 = ___. Use a nearby ten, then adjust.

3. 54 + 30 = ___. Use a nearby ten, then adjust.

4. 66 + 22 = ___. Use a nearby ten, then adjust.

5. Write a problem like question 1 with new numbers or objects. Solve it and show your work.

You can point, speak, draw, or write. Adults can note any help they give.



WORKSHEET OUTPOST | Grade 2 Math

Add on a hundred chart

OW-G2-004 | Five questions

Success criteria

I can move by tens and ones on a number chart to find a sum.

Name: _____ Date: _____

Read each problem or listen as someone reads it. Show your thinking with objects, pictures, words, or numbers.

1. 30 + 15 = ___. Use the 100 chart. Show each move by tens or ones.

2. 39 + 26 = ___. Use the 100 chart. Show each move by tens or ones.

3. 48 + 27 = ___. Use the 100 chart. Show each move by tens or ones.

4. 60 + 19 = ___. Use the 100 chart. Show each move by tens or ones.

5. Write a problem like question 1 with new numbers or objects. Solve it and show your work.

You can point, speak, draw, or write. Adults can note any help they give.



Success criteria
I can find a number on the chart and use the rows and columns to count on or back.

C100 Number chart: 1 to 100

Count forward by ones. Move down one row to add 10; move up to subtract 10.

1	2	3	4	5	6	7	8	9	10
11	12	13	14	15	16	17	18	19	20
21	22	23	24	25	26	27	28	29	30
31	32	33	34	35	36	37	38	39	40
41	42	43	44	45	46	47	48	49	50
51	52	53	54	55	56	57	58	59	60
61	62	63	64	65	66	67	68	69	70
71	72	73	74	75	76	77	78	79	80
81	82	83	84	85	86	87	88	89	90
91	92	93	94	95	96	97	98	99	100



WORKSHEET OUTPOST | Grade 2 Math

Combine the tens and ones separately

OW-G2-005 | Five questions

Success criteria
I can use tens and ones to add or subtract within 100.

Name: _____ Date: _____

Read each problem or listen as someone reads it. Show your thinking with objects, pictures, words, or numbers.

1. 28 + 18 = ___. Add tens, add ones, then combine.

2. 37 + 29 = ___. Add tens, add ones, then combine.

3. 46 + 30 = ___. Add tens, add ones, then combine.

4. 58 + 22 = ___. Add tens, add ones, then combine.

5. Write a problem like question 1 with new numbers or objects. Solve it and show your work.

You can point, speak, draw, or write. Adults can note any help they give.



WORKSHEET OUTPOST | Grade 2 Math

Compare ways to find a total

OW-G2-006 | Five questions

Success criteria
I can use tens and ones to add or subtract within 100.

Name: _____ Date: _____

Read each problem or listen as someone reads it. Show your thinking with objects, pictures, words, or numbers.

1. 36 + 18 = ___. Choose a strategy and check.

2. 45 + 29 = ___. Choose a strategy and check.

3. 54 + 30 = ___. Choose a strategy and check.

4. 66 + 22 = ___. Choose a strategy and check.

5. Write a problem like question 1 with new numbers or objects. Solve it and show your work.

You can point, speak, draw, or write. Adults can note any help they give.



WORKSHEET OUTPOST | Grade 2 Math

Draw a model for a total

OW-G2-007 | Five questions

Success criteria
I can choose addition or subtraction to solve a story problem.

Name: _____ Date: _____

Read each problem or listen as someone reads it. Show your thinking with objects, pictures, words, or numbers.

1. A class collects 31 cans on Monday and 16 more on Tuesday. Draw a model and find the total.

2. A class collects 40 cans on Monday and 27 more on Tuesday. Draw a model and find the total.

3. A class collects 49 cans on Monday and 28 more on Tuesday. Draw a model and find the total.

4. A class collects 61 cans on Monday and 20 more on Tuesday. Draw a model and find the total.

5. Write a problem like question 1 with new numbers or objects. Solve it and show your work.

You can point, speak, draw, or write. Adults can note any help they give.



WORKSHEET OUTPOST | Grade 2 Math

Explain a three-digit addition method

OW-G2-008 | Five questions

Success criteria
I can use place value to add or subtract three-digit numbers.

Name: _____ Date: _____

Read each problem or listen as someone reads it. Show your thinking with objects, pictures, words, or numbers.

1. 249 + 136 = ___. Solve in two ways and explain.

2. 371 + 227 = ___. Solve in two ways and explain.

3. 422 + 175 = ___. Solve in two ways and explain.

4. 597 + 249 = ___. Solve in two ways and explain.

5. Write a problem like question 1 with new numbers or objects. Solve it and show your work.

You can point, speak, draw, or write. Adults can note any help they give.



WORKSHEET OUTPOST | Grade 2 Math

Explain a two-digit addition method

OW-G2-009 | Five questions

Success criteria
I can use tens and ones to add or subtract within 100.

Name: _____ Date: _____

Read each problem or listen as someone reads it. Show your thinking with objects, pictures, words, or numbers.

1. Lee says 33 + 17 = 60. Check with a model and explain the mistake.

2. Lee says 42 + 28 = 80. Check with a model and explain the mistake.

3. Lee says 51 + 29 = 90. Check with a model and explain the mistake.

4. Lee says 63 + 21 = 94. Check with a model and explain the mistake.

5. Write a problem like question 1 with new numbers or objects. Solve it and show your work.

You can point, speak, draw, or write. Adults can note any help they give.



WORKSHEET OUTPOST | Grade 2 Math

Find a pattern in larger sums

Success criteria
I can use place value to add or subtract three-digit numbers.

OW-G2-010 | Five questions

Name: _____ Date: _____

Read each problem or listen as someone reads it. Show your thinking with objects, pictures, words, or numbers.

1. 252 + 138 = ___. Solve. Then add 10 to the first addend. How does the sum change?

2. 374 + 229 = ___. Solve. Then add 10 to the first addend. How does the sum change?

3. 425 + 177 = ___. Solve. Then add 10 to the first addend. How does the sum change?

4. 600 + 251 = ___. Solve. Then add 10 to the first addend. How does the sum change?

5. Write a problem like question 1 with new numbers or objects. Solve it and show your work.

You can point, speak, draw, or write. Adults can note any help they give.



WORKSHEET OUTPOST | Grade 2 Math

Increase a number by ten or one hundred

OW-G2-011 | Five questions

Success criteria
I can find ten or one hundred more or less than a number.

Name: _____ Date: _____

Read each problem or listen as someone reads it. Show your thinking with objects, pictures, words, or numbers.

1. 234 + 10 = ___; 234 + 100 = ___. Explain which place changes.

2. 356 + 10 = ___; 356 + 100 = ___. Explain which place changes.

3. 407 + 10 = ___; 407 + 100 = ___. Explain which place changes.

4. 582 + 10 = ___; 582 + 100 = ___. Explain which place changes.

5. Write a problem like question 1 with new numbers or objects. Solve it and show your work.

You can point, speak, draw, or write. Adults can note any help they give.



WORKSHEET OUTPOST | Grade 2 Math

Jump along a line to add larger numbers

OW-G2-012 | Five questions

Success criteria
I can use place value to add or subtract three-digit numbers.

Name: _____ Date: _____

Read each problem or listen as someone reads it. Show your thinking with objects, pictures, words, or numbers.

1. 237 + 128 = ___. Show your jumps in hundreds, tens, and ones.



2. 359 + 219 = ___. Show your jumps in hundreds, tens, and ones.



3. 410 + 167 = ___. Show your jumps in hundreds, tens, and ones.



4. 585 + 241 = ___. Show your jumps in hundreds, tens, and ones.



5. Write a problem like question 1 with new numbers or objects. Solve it and show your work.

You can point, speak, draw, or write. Adults can note any help they give.



WORKSHEET OUTPOST | Grade 2 Math

More block drawings for sums

Success criteria
I can use tens and ones to add or subtract within 100.

OW-G2-013 | Five questions

Name: _____ Date: _____

Read each problem or listen as someone reads it. Show your thinking with objects, pictures, words, or numbers.

1. 35 + 17 = ___. Draw tens and ones. Explain each trade.

2. 44 + 28 = ___. Draw tens and ones. Explain each trade.

3. 53 + 29 = ___. Draw tens and ones. Explain each trade.

4. 65 + 21 = ___. Draw tens and ones. Explain each trade.

5. Write a problem like question 1 with new numbers or objects. Solve it and show your work.

You can point, speak, draw, or write. Adults can note any help they give.



WORKSHEET OUTPOST | Grade 2 Math

Number-line jumps for two-digit sums

OW-G2-014 | Five questions

Success criteria
I can use tens and ones to add or subtract within 100.

Name: _____ Date: _____

Read each problem or listen as someone reads it. Show your thinking with objects, pictures, words, or numbers.

1. 32 + 16 = ___. Show jumps for tens and ones.

2. 41 + 27 = ___. Show jumps for tens and ones.

3. 50 + 28 = ___. Show jumps for tens and ones.

4. 62 + 20 = ___. Show jumps for tens and ones.

5. Write a problem like question 1 with new numbers or objects. Solve it and show your work.

You can point, speak, draw, or write. Adults can note any help they give.



WORKSHEET OUTPOST | Grade 2 Math

Record sums of place-value parts

OW-G2-015 | Five questions

Success criteria

I can use tens and ones to add or subtract within 100.

Name: _____ Date: _____

Read each problem or listen as someone reads it. Show your thinking with objects, pictures, words, or numbers.

1. 30 + 15 = ___. Find partial sums mentally and record them.

2. 39 + 26 = ___. Find partial sums mentally and record them.

3. 48 + 27 = ___. Find partial sums mentally and record them.

4. 60 + 19 = ___. Find partial sums mentally and record them.

5. Write a problem like question 1 with new numbers or objects. Solve it and show your work.

You can point, speak, draw, or write. Adults can note any help they give.



WORKSHEET OUTPOST | Grade 2 Math

Record three-digit sums by parts

Success criteria
I can use place value to add or subtract three-digit numbers.

OW-G2-016 | Five questions

Name: _____ Date: _____

Read each problem or listen as someone reads it. Show your thinking with objects, pictures, words, or numbers.

1. 246 + 134 = ___. Add hundreds, tens, and ones separately, then combine.

2. 368 + 225 = ___. Add hundreds, tens, and ones separately, then combine.

3. 419 + 173 = ___. Add hundreds, tens, and ones separately, then combine.

4. 594 + 247 = ___. Add hundreds, tens, and ones separately, then combine.

5. Write a problem like question 1 with new numbers or objects. Solve it and show your work.

You can point, speak, draw, or write. Adults can note any help they give.



WORKSHEET OUTPOST | Grade 2 Math

Regroup blocks for three-digit sums

OW-G2-017 | Five questions

Success criteria
I can use place value to add or subtract three-digit numbers.

Name: _____ Date: _____

Read each problem or listen as someone reads it. Show your thinking with objects, pictures, words, or numbers.

1. 234 + 132 = ___. Show each trade using place-value drawings.

2. 356 + 223 = ___. Show each trade using place-value drawings.

3. 407 + 171 = ___. Show each trade using place-value drawings.

4. 582 + 245 = ___. Show each trade using place-value drawings.

5. Write a problem like question 1 with new numbers or objects. Solve it and show your work.

You can point, speak, draw, or write. Adults can note any help they give.



WORKSHEET OUTPOST | Grade 2 Math

Select a two-digit addition method

OW-G2-018 | Five questions

Success criteria
I can use tens and ones to add or subtract within 100.

Name: _____ Date: _____

Read each problem or listen as someone reads it. Show your thinking with objects, pictures, words, or numbers.

1. 29 + 15 = ___. Solve in two ways.

2. 38 + 26 = ___. Solve in two ways.

3. 47 + 27 = ___. Solve in two ways.

4. 59 + 19 = ___. Solve in two ways.

5. Write a problem like question 1 with new numbers or objects. Solve it and show your work.

You can point, speak, draw, or write. Adults can note any help they give.



WORKSHEET OUTPOST | Grade 2 Math

Split the addends into parts

Success criteria
I can use tens and ones to add or subtract within 100.

OW-G2-019 | Five questions

Name: _____ Date: _____

Read each problem or listen as someone reads it. Show your thinking with objects, pictures, words, or numbers.

1. 34 + 17 = ___. Break both addends into tens and ones.

2. 43 + 28 = ___. Break both addends into tens and ones.

3. 52 + 29 = ___. Break both addends into tens and ones.

4. 64 + 21 = ___. Break both addends into tens and ones.

5. Write a problem like question 1 with new numbers or objects. Solve it and show your work.

You can point, speak, draw, or write. Adults can note any help they give.



WORKSHEET OUTPOST | Grade 2 Math

Three-digit sums with block drawings

Success criteria
I can use place value to add or subtract three-digit numbers.

OW-G2-020 | Five questions

Name: _____ Date: _____

Read each problem or listen as someone reads it. Show your thinking with objects, pictures, words, or numbers.

1. 240 + 130 = ___. Draw hundreds, tens, and ones.

2. 362 + 221 = ___. Draw hundreds, tens, and ones.

3. 413 + 169 = ___. Draw hundreds, tens, and ones.

4. 588 + 243 = ___. Draw hundreds, tens, and ones.

5. Write a problem like question 1 with new numbers or objects. Solve it and show your work.

You can point, speak, draw, or write. Adults can note any help they give.



WORKSHEET OUTPOST | Grade 2 Math

Totals with several two-digit addends

Success criteria
I can group tens and ones to add several numbers.

OW-G2-021 | Five questions

Name: _____ Date: _____

Read each problem or listen as someone reads it. Show your thinking with objects, pictures, words, or numbers.

1. 12 + 21 + 13 = ___. Show how you grouped addends.

2. 13 + 22 + 14 = ___. Show how you grouped addends.

3. 14 + 23 + 15 = ___. Show how you grouped addends.

4. 15 + 24 + 16 = ___. Show how you grouped addends.

5. Write a problem like question 1 with new numbers or objects. Solve it and show your work.

You can point, speak, draw, or write. Adults can note any help they give.



WORKSHEET OUTPOST | Grade 2 Math

Two-digit sums with block drawings

Success criteria
I can use tens and ones to add or subtract within 100.

OW-G2-022 | Five questions

Name: _____ Date: _____

Read each problem or listen as someone reads it. Show your thinking with objects, pictures, words, or numbers.

1. 33 + 16 = ___. Draw tens and ones. Regroup if needed.

2. 42 + 27 = ___. Draw tens and ones. Regroup if needed.

3. 51 + 28 = ___. Draw tens and ones. Regroup if needed.

4. 63 + 20 = ___. Draw tens and ones. Regroup if needed.

5. Write a problem like question 1 with new numbers or objects. Solve it and show your work.

You can point, speak, draw, or write. Adults can note any help they give.



WORKSHEET OUTPOST | Grade 2 Math

Two-step addition stories

OW-G2-023 | Five questions

Success criteria

I can choose addition or subtraction to solve a story problem.

Name: _____ Date: _____

Read each problem or listen as someone reads it. Show your thinking with objects, pictures, words, or numbers.

1. The club has 29 pencils. On Monday it gets 12 more pencils. On Tuesday it gets 5 more. How many pencils does the club have now? Show both steps.

2. The club has 38 pencils. On Monday it gets 12 more pencils. On Tuesday it gets 5 more. How many pencils does the club have now? Show both steps.

3. The club has 47 pencils. On Monday it gets 12 more pencils. On Tuesday it gets 5 more. How many pencils does the club have now? Show both steps.

4. The club has 59 pencils. On Monday it gets 12 more pencils. On Tuesday it gets 5 more. How many pencils does the club have now? Show both steps.

5. Write a problem like question 1 with new numbers or objects. Solve it and show your work.

You can point, speak, draw, or write. Adults can note any help they give.