


**WORKSHEET OUTPOST | Grade 2 Math**

# Describe flat-shape features

**Success criteria**
I can identify a shape by its sides and corners.

OW-G2-077 | Five questions

Name: _____ Date: _____

Read each problem or listen as someone reads it. Show your thinking with objects, pictures, words, or numbers.

1. Draw a triangle. Label its sides and vertices.

2. Draw a rectangle. Label its sides and vertices.

3. Draw a pentagon. Label its sides and vertices.

4. Draw a hexagon. Label its sides and vertices.

5. Draw a shape like one on this page. Name it and describe one thing you notice about it.

You can point, speak, draw, or write. Adults can note any help they give.




**WORKSHEET OUTPOST | Grade 2 Math**

# Draw a flat shape from clues

**Success criteria**
I can draw and name flat shapes by counting their sides.

OW-G2-078 | Five questions

Name: _____ Date: _____

Read each problem or listen as someone reads it. Show your thinking with objects, pictures, words, or numbers.

1. Draw a closed shape with 3 straight sides. Name it.

2. Draw a closed shape with 4 straight sides. Name it.

3. Draw a closed shape with 5 straight sides. Name it.

4. Draw a closed shape with 6 straight sides. Name it.

5. Draw a shape like one on this page. Name it and describe one thing you notice about it.

You can point, speak, draw, or write. Adults can note any help they give.




**WORKSHEET OUTPOST | Grade 2 Math**

# Draw equal parts of a whole

OW-G2-079 | Five questions

**Success criteria**
I can divide a shape into equal parts and name each share.

Name: _____ Date: _____

Read each problem or listen as someone reads it. Show your thinking with objects, pictures, words, or numbers.

1. Partition the circle into 2 equal shares. Shade one share.



2. Partition the circle into 4 equal shares. Shade one share.



3. Partition the circle into 2 equal shares. Shade one share.



4. Partition the circle into 4 equal shares. Shade one share.



5. Write a problem like question 1 with new numbers or objects. Solve it and show your work.

You can point, speak, draw, or write. Adults can note any help they give.




**WORKSHEET OUTPOST | Grade 2 Math**

# Explain a shape-sharing pattern

OW-G2-080 | Five questions

**Success criteria**

I can count the rows and columns to find the total number of squares.

Name: _____ Date: _____

Read each problem or listen as someone reads it. Show your thinking with objects, pictures, words, or numbers.

1. Draw a rectangle with 2 rows and 3 columns of equal squares. How many squares are there? Describe a pattern you see.

2. Draw a rectangle with 3 rows and 3 columns of equal squares. How many squares are there? Describe a pattern you see.

3. Draw a rectangle with 4 rows and 3 columns of equal squares. How many squares are there? Describe a pattern you see.

4. Draw a rectangle with 5 rows and 3 columns of equal squares. How many squares are there? Describe a pattern you see.

5. Draw a shape like one on this page. Name it and describe one thing you notice about it.

You can point, speak, draw, or write. Adults can note any help they give.




**WORKSHEET OUTPOST | Grade 2 Math**

# Explore a cube

OW-G2-081 | Five questions

**Success criteria**

I can identify a shape by its sides and corners.

Name: _____ Date: _____

Read each problem or listen as someone reads it. Show your thinking with objects, pictures, words, or numbers.

1. Draw a cube. How many square faces does it have?

2. How many edges does a cube have?

3. How many vertices does a cube have?

4. Name a real object shaped like a cube. Explain using its faces.

5. Write a problem like question 1 with new numbers or objects. Solve it and show your work.

You can point, speak, draw, or write. Adults can note any help they give.




**WORKSHEET OUTPOST | Grade 2 Math**

# Equal shares in different shapes

**Success criteria**
I can split a shape into equal shares.

OW-G2-082 | Five questions

Name: _____ Date: _____

Read each problem or listen as someone reads it. Show your thinking with objects, pictures, words, or numbers.

1. Draw two same-size rectangles. Divide each into 2 equal shares in different ways. Do the shares have equal area?

2. Draw two same-size rectangles. Divide each into 4 equal shares in different ways. Do the shares have equal area?

3. Draw two same-size rectangles. Divide each into 2 equal shares in different ways. Do the shares have equal area?

4. Draw two same-size rectangles. Divide each into 4 equal shares in different ways. Do the shares have equal area?

5. Write a problem like question 1 with new numbers or objects. Solve it and show your work.




**WORKSHEET OUTPOST | Grade 2 Math**

# Share an area fairly

OW-G2-083 | Five questions

**Success criteria**

I can divide a shape into equal parts and name each share.

Name: _____ Date: _____

Read each problem or listen as someone reads it. Show your thinking with objects, pictures, words, or numbers.

1. Draw a rectangle and divide it into 2 equal parts. Name one share.

2. Draw a rectangle and divide it into 3 equal parts. Name one share.

3. Draw a rectangle and divide it into 4 equal parts. Name one share.

4. Draw a rectangle and divide it into 3 equal parts. Name one share.

5. Write a problem like question 1 with new numbers or objects. Solve it and show your work.

You can point, speak, draw, or write. Adults can note any help they give.




**WORKSHEET OUTPOST | Grade 2 Math**

# Sides, corners, and angles

**Success criteria**
I can identify a shape by its sides and corners.

OW-G2-084 | Five questions

Name: _____ Date: _____

Read each problem or listen as someone reads it. Show your thinking with objects, pictures, words, or numbers.

1. How many angles does a triangle have? Draw and mark them.

2. How many angles does a rectangle have? Draw and mark them.

3. How many angles does a pentagon have? Draw and mark them.

4. How many angles does a hexagon have? Draw and mark them.

5. Write a problem like question 1 with new numbers or objects. Solve it and show your work.

You can point, speak, draw, or write. Adults can note any help they give.