

WORKSHEET OUTPOST | Grade 2 Math — Supported

Doubles and near doubles

Success criteria
I can find a sum or a difference and check my answer.

OW-G2-035 E1 | Five questions

Name: _____ Date: _____

Listen as an adult reads each question. Use counters or draw a picture to solve it.

1. 6 + 6 = ___; 6 + 7 = ___. Explain how doubles help.

2. 7 + 7 = ___; 7 + 8 = ___. Explain how doubles help.

3. 8 + 8 = ___; 8 + 9 = ___. Explain how doubles help.

4. 9 + 9 = ___; 9 + 10 = ___. Explain how doubles help.

5. Write a problem like question 1 with new numbers or objects. Solve it and show your work.

You can point, speak, draw, or write. Adults can note any help they give.



WORKSHEET OUTPOST | Grade 2 Math — Supported

Doubles and near doubles

Success criteria
I can find a sum or a difference and check my answer.

OW-G2-035 E2 | Five questions

Name: _____ Date: _____

Work with a partner. Build a model, then say or write your answer.

1. 6 + 6 = ___; 6 + 7 = ___. Explain how doubles help.

2. 7 + 7 = ___; 7 + 8 = ___. Explain how doubles help.

3. 8 + 8 = ___; 8 + 9 = ___. Explain how doubles help.

4. 9 + 9 = ___; 9 + 10 = ___. Explain how doubles help.

5. Write a problem like question 1 with new numbers or objects. Solve it and show your work.

You can point, speak, draw, or write. Adults can note any help they give.



WORKSHEET OUTPOST | Grade 2 Math — Supported

Doubles and near doubles

Success criteria
I can find a sum or a difference and check my answer.

OW-G2-035 E3 | Five questions

Name: _____ Date: _____

Work with a helper. Use objects, a number line, or a drawing to solve each problem.

1. 6 + 6 = ___; 6 + 7 = ___. Explain how doubles help.

2. 7 + 7 = ___; 7 + 8 = ___. Explain how doubles help.

3. 8 + 8 = ___; 8 + 9 = ___. Explain how doubles help.

4. 9 + 9 = ___; 9 + 10 = ___. Explain how doubles help.

5. Write a problem like question 1 with new numbers or objects. Solve it and show your work.

You can point, speak, draw, or write. Adults can note any help they give.



WORKSHEET OUTPOST | Grade 2 Math — Supported

Doubles and near doubles

Success criteria
I can find a sum or a difference and check my answer.

OW-G2-035 E4 | Five questions

Name: _____ Date: _____

Ask an adult to show you how to start. Then finish the problem together.

1. 6 + 6 = ___; 6 + 7 = ___. Explain how doubles help.

2. 7 + 7 = ___; 7 + 8 = ___. Explain how doubles help.

3. 8 + 8 = ___; 8 + 9 = ___. Explain how doubles help.

4. 9 + 9 = ___; 9 + 10 = ___. Explain how doubles help.

5. Write a problem like question 1 with new numbers or objects. Solve it and show your work.

You can point, speak, draw, or write. Adults can note any help they give.



WORKSHEET OUTPOST | Grade 2 Math — Supported

Doubles and near doubles

Success criteria
I can find a sum or a difference and check my answer.

OW-G2-035 E5 | Five questions

Name: _____ Date: _____

Try each problem. Tell an adult how you solved it. The adult can write down your answers.

1. 6 + 6 = ___; 6 + 7 = ___. Explain how doubles help.

2. 7 + 7 = ___; 7 + 8 = ___. Explain how doubles help.

3. 8 + 8 = ___; 8 + 9 = ___. Explain how doubles help.

4. 9 + 9 = ___; 9 + 10 = ___. Explain how doubles help.

5. Write a problem like question 1 with new numbers or objects. Solve it and show your work.

You can point, speak, draw, or write. Adults can note any help they give.