

WORKSHEET OUTPOST | Grade 2 Math — Supported

Make ten to add

OW-G2-031 E1 | Five questions

Success criteria

I can find a sum or a difference and check my answer.

Name: _____ Date: _____

Listen as an adult reads each question. Use counters or draw a picture to solve it.

1. 8 + 4 = ___. Make a group of ten first. Show the parts you used.



2. 9 + 5 = ___. Make a group of ten first. Show the parts you used.



3. 8 + 6 = ___. Make a group of ten first. Show the parts you used.



4. 9 + 7 = ___. Make a group of ten first. Show the parts you used.



5. Write a problem like question 1 with new numbers or objects. Solve it and show your work.

You can point, speak, draw, or write. Adults can note any help they give.



WORKSHEET OUTPOST | Grade 2 Math — Supported

Make ten to add

Success criteria
I can find a sum or a difference and check my answer.

OW-G2-031 E2 | Five questions

Name: _____ Date: _____

Work with a partner. Build a model, then say or write your answer.

1. 8 + 4 = ___. Make a group of ten first. Show the parts you used.



2. 9 + 5 = ___. Make a group of ten first. Show the parts you used.



3. 8 + 6 = ___. Make a group of ten first. Show the parts you used.



4. 9 + 7 = ___. Make a group of ten first. Show the parts you used.



5. Write a problem like question 1 with new numbers or objects. Solve it and show your work.

You can point, speak, draw, or write. Adults can note any help they give.



WORKSHEET OUTPOST | Grade 2 Math — Supported

Make ten to add

OW-G2-031 E3 | Five questions

Success criteria

I can find a sum or a difference and check my answer.

Name: _____ Date: _____

Work with a helper. Use objects, a number line, or a drawing to solve each problem.

1. 8 + 4 = ___. Make a group of ten first. Show the parts you used.



2. 9 + 5 = ___. Make a group of ten first. Show the parts you used.



3. 8 + 6 = ___. Make a group of ten first. Show the parts you used.



4. 9 + 7 = ___. Make a group of ten first. Show the parts you used.



5. Write a problem like question 1 with new numbers or objects. Solve it and show your work.

You can point, speak, draw, or write. Adults can note any help they give.



WORKSHEET OUTPOST | Grade 2 Math — Supported

Make ten to add

OW-G2-031 E4 | Five questions

Success criteria

I can find a sum or a difference and check my answer.

Name: _____ Date: _____

Ask an adult to show you how to start. Then finish the problem together.

1. 8 + 4 = ___. Make a group of ten first. Show the parts you used.



2. 9 + 5 = ___. Make a group of ten first. Show the parts you used.



3. 8 + 6 = ___. Make a group of ten first. Show the parts you used.



4. 9 + 7 = ___. Make a group of ten first. Show the parts you used.



5. Write a problem like question 1 with new numbers or objects. Solve it and show your work.

You can point, speak, draw, or write. Adults can note any help they give.



WORKSHEET OUTPOST | Grade 2 Math — Supported

Make ten to add

OW-G2-031 E5 | Five questions

Success criteria

I can find a sum or a difference and check my answer.

Name: _____ Date: _____

Try each problem. Tell an adult how you solved it. The adult can write down your answers.

1. 8 + 4 = ___. Make a group of ten first. Show the parts you used.



2. 9 + 5 = ___. Make a group of ten first. Show the parts you used.



3. 8 + 6 = ___. Make a group of ten first. Show the parts you used.



4. 9 + 7 = ___. Make a group of ten first. Show the parts you used.



5. Write a problem like question 1 with new numbers or objects. Solve it and show your work.

You can point, speak, draw, or write. Adults can note any help they give.