

WORKSHEET OUTPOST | Grade 2 Math — Supported

Forward and backward steps for differences

OW-G2-039 E1 | Five questions

Name: _____ Date: _____

Success criteria

I can find a sum or a difference and check my answer.

Listen as an adult reads each question. Use counters or draw a picture to solve it.

1. 13 - 3 = ___. Show how you counted on or counted back.



2. 14 - 4 = ___. Show how you counted on or counted back.



3. 15 - 5 = ___. Show how you counted on or counted back.



4. 16 - 6 = ___. Show how you counted on or counted back.



5. Write a problem like question 1 with new numbers or objects. Solve it and show your work.

You can point, speak, draw, or write. Adults can note any help they give.



WORKSHEET OUTPOST | Grade 2 Math — Supported

Forward and backward steps for differences

OW-G2-039 E2 | Five questions

Name: _____ Date: _____

Success criteria

I can find a sum or a difference and check my answer.

Work with a partner. Build a model, then say or write your answer.

1. 13 - 3 = ___. Show how you counted on or counted back.

2. 14 - 4 = ___. Show how you counted on or counted back.

3. 15 - 5 = ___. Show how you counted on or counted back.

4. 16 - 6 = ___. Show how you counted on or counted back.

5. Write a problem like question 1 with new numbers or objects. Solve it and show your work.

You can point, speak, draw, or write. Adults can note any help they give.



WORKSHEET OUTPOST | Grade 2 Math — Supported

Forward and backward steps for differences

OW-G2-039 E3 | Five questions

Name: _____ Date: _____

Success criteria

I can find a sum or a difference and check my answer.

Work with a helper. Use objects, a number line, or a drawing to solve each problem.

1. 13 - 3 = ___. Show how you counted on or counted back.

2. 14 - 4 = ___. Show how you counted on or counted back.

3. 15 - 5 = ___. Show how you counted on or counted back.

4. 16 - 6 = ___. Show how you counted on or counted back.

5. Write a problem like question 1 with new numbers or objects. Solve it and show your work.

You can point, speak, draw, or write. Adults can note any help they give.



WORKSHEET OUTPOST | Grade 2 Math — Supported

Forward and backward steps for differences

OW-G2-039 E4 | Five questions

Name: _____ Date: _____

Success criteria

I can find a sum or a difference and check my answer.

Ask an adult to show you how to start. Then finish the problem together.

1. 13 - 3 = ___. Show how you counted on or counted back.



2. 14 - 4 = ___. Show how you counted on or counted back.



3. 15 - 5 = ___. Show how you counted on or counted back.



4. 16 - 6 = ___. Show how you counted on or counted back.



5. Write a problem like question 1 with new numbers or objects. Solve it and show your work.

You can point, speak, draw, or write. Adults can note any help they give.



WORKSHEET OUTPOST | Grade 2 Math — Supported

Forward and backward steps for differences

OW-G2-039 E5 | Five questions

Success criteria
I can find a sum or a difference and check my answer.

Name: _____ Date: _____

Try each problem. Tell an adult how you solved it. The adult can write down your answers.

1. 13 - 3 = ___. Show how you counted on or counted back.



2. 14 - 4 = ___. Show how you counted on or counted back.



3. 15 - 5 = ___. Show how you counted on or counted back.



4. 16 - 6 = ___. Show how you counted on or counted back.



5. Write a problem like question 1 with new numbers or objects. Solve it and show your work.

You can point, speak, draw, or write. Adults can note any help they give.