

WORKSHEET OUTPOST | Grade 2 Math — Supported

Draw rows with equal amounts

OW-G2-050 E1 | Five questions

Success criteria
I can add equal rows to find how many objects there are.

Name: _____ Date: _____

Listen as an adult reads each question. Use counters or draw a picture to solve it.

1. Draw 2 rows with 3 dots in each row. Write an addition equation.

2. Draw 3 rows with 4 dots in each row. Write an addition equation.

3. Draw 4 rows with 5 dots in each row. Write an addition equation.

4. Draw 5 rows with 2 dots in each row. Write an addition equation.

5. Write a problem like question 1 with new numbers or objects. Solve it and show your work.

You can point, speak, draw, or write. Adults can note any help they give.



WORKSHEET OUTPOST | Grade 2 Math — Supported

Draw rows with equal amounts

OW-G2-050 E2 | Five questions

Success criteria
I can add equal rows to find how many objects there are.

Name: _____ Date: _____

Work with a partner. Build a model, then say or write your answer.

1. Draw 2 rows with 3 dots in each row. Write an addition equation.

2. Draw 3 rows with 4 dots in each row. Write an addition equation.

3. Draw 4 rows with 5 dots in each row. Write an addition equation.

4. Draw 5 rows with 2 dots in each row. Write an addition equation.

5. Write a problem like question 1 with new numbers or objects. Solve it and show your work.

You can point, speak, draw, or write. Adults can note any help they give.



WORKSHEET OUTPOST | Grade 2 Math — Supported

Draw rows with equal amounts

Success criteria
I can add equal rows to find how many objects there are.

OW-G2-050 E3 | Five questions

Name: _____ Date: _____

Work with a helper. Use objects, a number line, or a drawing to solve each problem.

1. Draw 2 rows with 3 dots in each row. Write an addition equation.

2. Draw 3 rows with 4 dots in each row. Write an addition equation.

3. Draw 4 rows with 5 dots in each row. Write an addition equation.

4. Draw 5 rows with 2 dots in each row. Write an addition equation.

5. Write a problem like question 1 with new numbers or objects. Solve it and show your work.

You can point, speak, draw, or write. Adults can note any help they give.



WORKSHEET OUTPOST | Grade 2 Math — Supported

Draw rows with equal amounts

OW-G2-050 E4 | Five questions

Success criteria
I can add equal rows to find how many objects there are.

Name: _____ Date: _____

Ask an adult to show you how to start. Then finish the problem together.

1. Draw 2 rows with 3 dots in each row. Write an addition equation.

2. Draw 3 rows with 4 dots in each row. Write an addition equation.

3. Draw 4 rows with 5 dots in each row. Write an addition equation.

4. Draw 5 rows with 2 dots in each row. Write an addition equation.

5. Write a problem like question 1 with new numbers or objects. Solve it and show your work.

You can point, speak, draw, or write. Adults can note any help they give.



WORKSHEET OUTPOST | Grade 2 Math — Supported

Draw rows with equal amounts

Success criteria
I can add equal rows to find how many objects there are.

OW-G2-050 E5 | Five questions

Name: _____ Date: _____

Try each problem. Tell an adult how you solved it. The adult can write down your answers.

1. Draw 2 rows with 3 dots in each row. Write an addition equation.

2. Draw 3 rows with 4 dots in each row. Write an addition equation.

3. Draw 4 rows with 5 dots in each row. Write an addition equation.

4. Draw 5 rows with 2 dots in each row. Write an addition equation.

5. Write a problem like question 1 with new numbers or objects. Solve it and show your work.

You can point, speak, draw, or write. Adults can note any help they give.