

WORKSHEET OUTPOST | Grade 2 Math — Supported

Model a grouping story

Success criteria
I can add equal rows to find how many objects there are.

OW-G2-051 E1 | Five questions

Name: _____ Date: _____

Listen as an adult reads each question. Use counters or draw a picture to solve it.

1. There are 2 trays with 3 cups on each tray. Draw an array and find the total.

2. There are 3 trays with 4 cups on each tray. Draw an array and find the total.

3. There are 4 trays with 5 cups on each tray. Draw an array and find the total.

4. There are 5 trays with 2 cups on each tray. Draw an array and find the total.

5. Write a problem like question 1 with new numbers or objects. Solve it and show your work.

You can point, speak, draw, or write. Adults can note any help they give.



WORKSHEET OUTPOST | Grade 2 Math — Supported

Model a grouping story

OW-G2-051 E2 | Five questions

Success criteria

I can add equal rows to find how many objects there are.

Name: _____ Date: _____

Work with a partner. Build a model, then say or write your answer.

1. There are 2 trays with 3 cups on each tray. Draw an array and find the total.

2. There are 3 trays with 4 cups on each tray. Draw an array and find the total.

3. There are 4 trays with 5 cups on each tray. Draw an array and find the total.

4. There are 5 trays with 2 cups on each tray. Draw an array and find the total.

5. Write a problem like question 1 with new numbers or objects. Solve it and show your work.

You can point, speak, draw, or write. Adults can note any help they give.



WORKSHEET OUTPOST | Grade 2 Math — Supported

Model a grouping story

OW-G2-051 E3 | Five questions

Success criteria

I can add equal rows to find how many objects there are.

Name: _____ Date: _____

Work with a helper. Use objects, a number line, or a drawing to solve each problem.

1. There are 2 trays with 3 cups on each tray. Draw an array and find the total.

2. There are 3 trays with 4 cups on each tray. Draw an array and find the total.

3. There are 4 trays with 5 cups on each tray. Draw an array and find the total.

4. There are 5 trays with 2 cups on each tray. Draw an array and find the total.

5. Write a problem like question 1 with new numbers or objects. Solve it and show your work.

You can point, speak, draw, or write. Adults can note any help they give.



WORKSHEET OUTPOST | Grade 2 Math — Supported

Model a grouping story

OW-G2-051 E4 | Five questions

Success criteria

I can add equal rows to find how many objects there are.

Name: _____ Date: _____

Ask an adult to show you how to start. Then finish the problem together.

1. There are 2 trays with 3 cups on each tray. Draw an array and find the total.

2. There are 3 trays with 4 cups on each tray. Draw an array and find the total.

3. There are 4 trays with 5 cups on each tray. Draw an array and find the total.

4. There are 5 trays with 2 cups on each tray. Draw an array and find the total.

5. Write a problem like question 1 with new numbers or objects. Solve it and show your work.

You can point, speak, draw, or write. Adults can note any help they give.



WORKSHEET OUTPOST | Grade 2 Math — Supported

Model a grouping story

OW-G2-051 E5 | Five questions

Success criteria

I can add equal rows to find how many objects there are.

Name: _____ Date: _____

Try each problem. Tell an adult how you solved it. The adult can write down your answers.

1. There are 2 trays with 3 cups on each tray. Draw an array and find the total.

2. There are 3 trays with 4 cups on each tray. Draw an array and find the total.

3. There are 4 trays with 5 cups on each tray. Draw an array and find the total.

4. There are 5 trays with 2 cups on each tray. Draw an array and find the total.

5. Write a problem like question 1 with new numbers or objects. Solve it and show your work.

You can point, speak, draw, or write. Adults can note any help they give.