

WORKSHEET OUTPOST | Grade 2 Math — Supported

Subtract place-value parts

Success criteria
I can use tens and ones to add or subtract within 100.

OW-G2-098 E1 | Five questions

Name: _____ Date: _____

Listen as an adult reads each question. Use counters or draw a picture to solve it.

1. 50 - 16 = ___. Rename a ten if needed. Subtract tens and ones separately.

2. 70 - 27 = ___. Rename a ten if needed. Subtract tens and ones separately.

3. 80 - 28 = ___. Rename a ten if needed. Subtract tens and ones separately.

4. 84 - 20 = ___. Rename a ten if needed. Subtract tens and ones separately.

5. Write a problem like question 1 with new numbers or objects. Solve it and show your work.

You can point, speak, draw, or write. Adults can note any help they give.



WORKSHEET OUTPOST | Grade 2 Math — Supported

Subtract place-value parts

Success criteria
I can use tens and ones to add or subtract within 100.

OW-G2-098 E2 | Five questions

Name: _____ Date: _____

Work with a partner. Build a model, then say or write your answer.

1. 50 - 16 = ___. Rename a ten if needed. Subtract tens and ones separately.

2. 70 - 27 = ___. Rename a ten if needed. Subtract tens and ones separately.

3. 80 - 28 = ___. Rename a ten if needed. Subtract tens and ones separately.

4. 84 - 20 = ___. Rename a ten if needed. Subtract tens and ones separately.

5. Write a problem like question 1 with new numbers or objects. Solve it and show your work.

You can point, speak, draw, or write. Adults can note any help they give.



WORKSHEET OUTPOST | Grade 2 Math — Supported

Subtract place-value parts

Success criteria

I can use tens and ones to add or subtract within 100.

OW-G2-098 E3 | Five questions

Name: _____ Date: _____

Work with a helper. Use objects, a number line, or a drawing to solve each problem.

1. 50 - 16 = ___. Rename a ten if needed. Subtract tens and ones separately.

2. 70 - 27 = ___. Rename a ten if needed. Subtract tens and ones separately.

3. 80 - 28 = ___. Rename a ten if needed. Subtract tens and ones separately.

4. 84 - 20 = ___. Rename a ten if needed. Subtract tens and ones separately.

5. Write a problem like question 1 with new numbers or objects. Solve it and show your work.

You can point, speak, draw, or write. Adults can note any help they give.



WORKSHEET OUTPOST | Grade 2 Math — Supported

Subtract place-value parts

Success criteria
I can use tens and ones to add or subtract within 100.

OW-G2-098 E4 | Five questions

Name: _____ Date: _____

Ask an adult to show you how to start. Then finish the problem together.

1. 50 - 16 = ___. Rename a ten if needed. Subtract tens and ones separately.

2. 70 - 27 = ___. Rename a ten if needed. Subtract tens and ones separately.

3. 80 - 28 = ___. Rename a ten if needed. Subtract tens and ones separately.

4. 84 - 20 = ___. Rename a ten if needed. Subtract tens and ones separately.

5. Write a problem like question 1 with new numbers or objects. Solve it and show your work.

You can point, speak, draw, or write. Adults can note any help they give.



WORKSHEET OUTPOST | Grade 2 Math — Supported

Subtract place-value parts

Success criteria
I can use tens and ones to add or subtract within 100.

OW-G2-098 E5 | Five questions

Name: _____ Date: _____

Try each problem. Tell an adult how you solved it. The adult can write down your answers.

1. 50 - 16 = ___. Rename a ten if needed. Subtract tens and ones separately.

2. 70 - 27 = ___. Rename a ten if needed. Subtract tens and ones separately.

3. 80 - 28 = ___. Rename a ten if needed. Subtract tens and ones separately.

4. 84 - 20 = ___. Rename a ten if needed. Subtract tens and ones separately.

5. Write a problem like question 1 with new numbers or objects. Solve it and show your work.

You can point, speak, draw, or write. Adults can note any help they give.