

WORKSHEET OUTPOST | Grade 2 Math — Supported

Coin totals in everyday stories

Success criteria
I can add the values of the coins and write the total in cents.

OW-G2-107 E1 | Five questions

Name: _____ Date: _____

Listen as an adult reads each question. Use counters or draw a picture to solve it.

1. Find the value of 1 quarter, 1 dime, and 1 nickel. Write your answer in cents.

2. Find the value of 2 quarters, 1 dime, and 1 nickel. Write your answer in cents.

3. Find the value of 3 quarters, 1 dime, and 1 nickel. Write your answer in cents.

4. Find the value of 4 quarters, 1 dime, and 1 nickel. Write your answer in cents.

5. Write a problem like question 1 with new numbers or objects. Solve it and show your work.

You can point, speak, draw, or write. Adults can note any help they give.



WORKSHEET OUTPOST | Grade 2 Math — Supported

Coin totals in everyday stories

OW-G2-107 E2 | Five questions

Success criteria
I can add the values of the coins and write the total in cents.

Name: _____ Date: _____

Work with a partner. Build a model, then say or write your answer.

1. Find the value of 1 quarter, 1 dime, and 1 nickel. Write your answer in cents.

2. Find the value of 2 quarters, 1 dime, and 1 nickel. Write your answer in cents.

3. Find the value of 3 quarters, 1 dime, and 1 nickel. Write your answer in cents.

4. Find the value of 4 quarters, 1 dime, and 1 nickel. Write your answer in cents.

5. Write a problem like question 1 with new numbers or objects. Solve it and show your work.

You can point, speak, draw, or write. Adults can note any help they give.



WORKSHEET OUTPOST | Grade 2 Math — Supported

Coin totals in everyday stories

OW-G2-107 E3 | Five questions

Success criteria

I can add the values of the coins and write the total in cents.

Name: _____ Date: _____

Work with a helper. Use objects, a number line, or a drawing to solve each problem.

1. Find the value of 1 quarter, 1 dime, and 1 nickel. Write your answer in cents.

2. Find the value of 2 quarters, 1 dime, and 1 nickel. Write your answer in cents.

3. Find the value of 3 quarters, 1 dime, and 1 nickel. Write your answer in cents.

4. Find the value of 4 quarters, 1 dime, and 1 nickel. Write your answer in cents.

5. Write a problem like question 1 with new numbers or objects. Solve it and show your work.

You can point, speak, draw, or write. Adults can note any help they give.



WORKSHEET OUTPOST | Grade 2 Math — Supported

Coin totals in everyday stories

OW-G2-107 E4 | Five questions

Success criteria
I can add the values of the coins and write the total in cents.

Name: _____ Date: _____

Ask an adult to show you how to start. Then finish the problem together.

1. Find the value of 1 quarter, 1 dime, and 1 nickel. Write your answer in cents.

2. Find the value of 2 quarters, 1 dime, and 1 nickel. Write your answer in cents.

3. Find the value of 3 quarters, 1 dime, and 1 nickel. Write your answer in cents.

4. Find the value of 4 quarters, 1 dime, and 1 nickel. Write your answer in cents.

5. Write a problem like question 1 with new numbers or objects. Solve it and show your work.

You can point, speak, draw, or write. Adults can note any help they give.



WORKSHEET OUTPOST | Grade 2 Math — Supported

Coin totals in everyday stories

OW-G2-107 E5 | Five questions

Success criteria
I can add the values of the coins and write the total in cents.

Name: _____ Date: _____

Try each problem. Tell an adult how you solved it. The adult can write down your answers.

1. Find the value of 1 quarter, 1 dime, and 1 nickel. Write your answer in cents.

2. Find the value of 2 quarters, 1 dime, and 1 nickel. Write your answer in cents.

3. Find the value of 3 quarters, 1 dime, and 1 nickel. Write your answer in cents.

4. Find the value of 4 quarters, 1 dime, and 1 nickel. Write your answer in cents.

5. Write a problem like question 1 with new numbers or objects. Solve it and show your work.

You can point, speak, draw, or write. Adults can note any help they give.