

WORKSHEET OUTPOST | Grade 2 Math — Supported

Dollar amounts in everyday stories

OW-G2-108 E1 | Five questions

Success criteria
I can count the value of the money and label my answer.

Name: _____ Date: _____

Listen as an adult reads each question. Use counters or draw a picture to solve it.

1. You have 1 five-dollar bill and 2 one-dollar bills. Write the total using $.

2. You have 2 five-dollar bills and 2 one-dollar bills. Write the total using $.

3. You have 3 five-dollar bills and 2 one-dollar bills. Write the total using $.

4. You have 4 five-dollar bills and 2 one-dollar bills. Write the total using $.

5. Write a problem like question 1 with new numbers or objects. Solve it and show your work.

You can point, speak, draw, or write. Adults can note any help they give.



WORKSHEET OUTPOST | Grade 2 Math — Supported

Dollar amounts in everyday stories

OW-G2-108 E2 | Five questions

Success criteria
I can count the value of the money and label my answer.

Name: _____ Date: _____

Work with a partner. Build a model, then say or write your answer.

1. You have 1 five-dollar bill and 2 one-dollar bills. Write the total using $.

2. You have 2 five-dollar bills and 2 one-dollar bills. Write the total using $.

3. You have 3 five-dollar bills and 2 one-dollar bills. Write the total using $.

4. You have 4 five-dollar bills and 2 one-dollar bills. Write the total using $.

5. Write a problem like question 1 with new numbers or objects. Solve it and show your work.

You can point, speak, draw, or write. Adults can note any help they give.



WORKSHEET OUTPOST | Grade 2 Math — Supported

Dollar amounts in everyday stories

OW-G2-108 E3 | Five questions

Success criteria
I can count the value of the money and label my answer.

Name: _____ Date: _____

Work with a helper. Use objects, a number line, or a drawing to solve each problem.

1. You have 1 five-dollar bill and 2 one-dollar bills. Write the total using $.

2. You have 2 five-dollar bills and 2 one-dollar bills. Write the total using $.

3. You have 3 five-dollar bills and 2 one-dollar bills. Write the total using $.

4. You have 4 five-dollar bills and 2 one-dollar bills. Write the total using $.

5. Write a problem like question 1 with new numbers or objects. Solve it and show your work.

You can point, speak, draw, or write. Adults can note any help they give.



WORKSHEET OUTPOST | Grade 2 Math — Supported

Dollar amounts in everyday stories

OW-G2-108 E4 | Five questions

Name: _____ Date: _____

Success criteria

I can count the value of the money and label my answer.

Ask an adult to show you how to start. Then finish the problem together.

1. You have 1 five-dollar bill and 2 one-dollar bills. Write the total using $.

2. You have 2 five-dollar bills and 2 one-dollar bills. Write the total using $.

3. You have 3 five-dollar bills and 2 one-dollar bills. Write the total using $.

4. You have 4 five-dollar bills and 2 one-dollar bills. Write the total using $.

5. Write a problem like question 1 with new numbers or objects. Solve it and show your work.

You can point, speak, draw, or write. Adults can note any help they give.



WORKSHEET OUTPOST | Grade 2 Math — Supported

Dollar amounts in everyday stories

OW-G2-108 E5 | Five questions

Name: _____ Date: _____

Success criteria
I can count the value of the money and label my answer.

Try each problem. Tell an adult how you solved it. The adult can write down your answers.

1. You have 1 five-dollar bill and 2 one-dollar bills. Write the total using $.

2. You have 2 five-dollar bills and 2 one-dollar bills. Write the total using $.

3. You have 3 five-dollar bills and 2 one-dollar bills. Write the total using $.

4. You have 4 five-dollar bills and 2 one-dollar bills. Write the total using $.

5. Write a problem like question 1 with new numbers or objects. Solve it and show your work.

You can point, speak, draw, or write. Adults can note any help they give.