

WORKSHEET OUTPOST | Grade 2 Math — Supported

Jump along a line to add larger numbers

OW-G2-012 E1 | Five questions

Success criteria
I can use place value to add or subtract three-digit numbers.

Name: _____ Date: _____

Listen as an adult reads each question. Use counters or draw a picture to solve it.

1. 237 + 128 = ___. Show your jumps in hundreds, tens, and ones.

2. 359 + 219 = ___. Show your jumps in hundreds, tens, and ones.

3. 410 + 167 = ___. Show your jumps in hundreds, tens, and ones.

4. 585 + 241 = ___. Show your jumps in hundreds, tens, and ones.

5. Write a problem like question 1 with new numbers or objects. Solve it and show your work.

You can point, speak, draw, or write. Adults can note any help they give.



WORKSHEET OUTPOST | Grade 2 Math — Supported

Jump along a line to add larger numbers

OW-G2-012 E2 | Five questions

Success criteria
I can use place value to add or subtract three-digit numbers.

Name: _____ Date: _____

Work with a partner. Build a model, then say or write your answer.

1. 237 + 128 = ___. Show your jumps in hundreds, tens, and ones.



2. 359 + 219 = ___. Show your jumps in hundreds, tens, and ones.



3. 410 + 167 = ___. Show your jumps in hundreds, tens, and ones.



4. 585 + 241 = ___. Show your jumps in hundreds, tens, and ones.



5. Write a problem like question 1 with new numbers or objects. Solve it and show your work.

You can point, speak, draw, or write. Adults can note any help they give.



WORKSHEET OUTPOST | Grade 2 Math — Supported

Jump along a line to add larger numbers

OW-G2-012 E3 | Five questions

Success criteria
I can use place value to add or subtract three-digit numbers.

Name: _____ Date: _____

Work with a helper. Use objects, a number line, or a drawing to solve each problem.

1. 237 + 128 = ___. Show your jumps in hundreds, tens, and ones.



2. 359 + 219 = ___. Show your jumps in hundreds, tens, and ones.



3. 410 + 167 = ___. Show your jumps in hundreds, tens, and ones.



4. 585 + 241 = ___. Show your jumps in hundreds, tens, and ones.



5. Write a problem like question 1 with new numbers or objects. Solve it and show your work.

You can point, speak, draw, or write. Adults can note any help they give.



WORKSHEET OUTPOST | Grade 2 Math — Supported

Jump along a line to add larger numbers

OW-G2-012 E4 | Five questions

Success criteria
I can use place value to add or subtract three-digit numbers.

Name: _____ Date: _____

Ask an adult to show you how to start. Then finish the problem together.

1. 237 + 128 = ___. Show your jumps in hundreds, tens, and ones.

2. 359 + 219 = ___. Show your jumps in hundreds, tens, and ones.

3. 410 + 167 = ___. Show your jumps in hundreds, tens, and ones.

4. 585 + 241 = ___. Show your jumps in hundreds, tens, and ones.

5. Write a problem like question 1 with new numbers or objects. Solve it and show your work.

You can point, speak, draw, or write. Adults can note any help they give.



WORKSHEET OUTPOST | Grade 2 Math — Supported

Jump along a line to add larger numbers

OW-G2-012 E5 | Five questions

Success criteria
I can use place value to add or subtract three-digit numbers.

Name: _____ Date: _____

Try each problem. Tell an adult how you solved it. The adult can write down your answers.

1. 237 + 128 = ___. Show your jumps in hundreds, tens, and ones.



2. 359 + 219 = ___. Show your jumps in hundreds, tens, and ones.



3. 410 + 167 = ___. Show your jumps in hundreds, tens, and ones.



4. 585 + 241 = ___. Show your jumps in hundreds, tens, and ones.



5. Write a problem like question 1 with new numbers or objects. Solve it and show your work.

You can point, speak, draw, or write. Adults can note any help they give.