

WORKSHEET OUTPOST | Grade 2 Math — Supported

Decrease a number by ten or one hundred

OW-G2-089 E1 | Five questions

Success criteria
I can find ten or one hundred more or less than a number.

Name: _____ Date: _____

Listen as an adult reads each question. Use counters or draw a picture to solve it.

1. 234 - 10 = ___; 234 - 100 = ___. Explain which place changes.

2. 356 - 10 = ___; 356 - 100 = ___. Explain which place changes.

3. 407 - 10 = ___; 407 - 100 = ___. Explain which place changes.

4. 582 - 10 = ___; 582 - 100 = ___. Explain which place changes.

5. Write a problem like question 1 with new numbers or objects. Solve it and show your work.

You can point, speak, draw, or write. Adults can note any help they give.



WORKSHEET OUTPOST | Grade 2 Math — Supported

Decrease a number by ten or one hundred

OW-G2-089 E2 | Five questions

Success criteria
I can find ten or one hundred more or less than a number.

Name: _____ Date: _____

Work with a partner. Build a model, then say or write your answer.

1. 234 - 10 = ___; 234 - 100 = ___. Explain which place changes.

2. 356 - 10 = ___; 356 - 100 = ___. Explain which place changes.

3. 407 - 10 = ___; 407 - 100 = ___. Explain which place changes.

4. 582 - 10 = ___; 582 - 100 = ___. Explain which place changes.

5. Write a problem like question 1 with new numbers or objects. Solve it and show your work.

You can point, speak, draw, or write. Adults can note any help they give.



WORKSHEET OUTPOST | Grade 2 Math — Supported

Decrease a number by ten or one hundred

OW-G2-089 E3 | Five questions

Success criteria
I can find ten or one hundred more or less than a number.

Name: _____ Date: _____

Work with a helper. Use objects, a number line, or a drawing to solve each problem.

1. 234 - 10 = ___; 234 - 100 = ___. Explain which place changes.

2. 356 - 10 = ___; 356 - 100 = ___. Explain which place changes.

3. 407 - 10 = ___; 407 - 100 = ___. Explain which place changes.

4. 582 - 10 = ___; 582 - 100 = ___. Explain which place changes.

5. Write a problem like question 1 with new numbers or objects. Solve it and show your work.

You can point, speak, draw, or write. Adults can note any help they give.



WORKSHEET OUTPOST | Grade 2 Math — Supported

Decrease a number by ten or one hundred

OW-G2-089 E4 | Five questions

Success criteria
I can find ten or one hundred more or less than a number.

Name: _____ Date: _____

Ask an adult to show you how to start. Then finish the problem together.

1. 234 - 10 = ___; 234 - 100 = ___. Explain which place changes.

2. 356 - 10 = ___; 356 - 100 = ___. Explain which place changes.

3. 407 - 10 = ___; 407 - 100 = ___. Explain which place changes.

4. 582 - 10 = ___; 582 - 100 = ___. Explain which place changes.

5. Write a problem like question 1 with new numbers or objects. Solve it and show your work.

You can point, speak, draw, or write. Adults can note any help they give.



WORKSHEET OUTPOST | Grade 2 Math — Supported

Decrease a number by ten or one hundred

OW-G2-089 E5 | Five questions

Success criteria
I can find ten or one hundred more or less than a number.

Name: _____ Date: _____

Try each problem. Tell an adult how you solved it. The adult can write down your answers.

1. 234 - 10 = ___; 234 - 100 = ___. Explain which place changes.

2. 356 - 10 = ___; 356 - 100 = ___. Explain which place changes.

3. 407 - 10 = ___; 407 - 100 = ___. Explain which place changes.

4. 582 - 10 = ___; 582 - 100 = ___. Explain which place changes.

5. Write a problem like question 1 with new numbers or objects. Solve it and show your work.

You can point, speak, draw, or write. Adults can note any help they give.