

WORKSHEET OUTPOST | Grade 2 Math — Supported

Choose centimeters or meters

OW-G2-054 E1 | Five questions

Success criteria
I can start at zero, measure the length, and name the unit.

Name: _____ Date: _____

Listen as an adult reads each question. Use counters or draw a picture to solve it.

1. Choose centimeters or meters to measure a paper clip.

2. Choose centimeters or meters to measure a hallway.

3. Use a centimeter ruler to measure an eraser. Record the length.

4. Estimate the height of a doorway in meters. Then measure it with an adult. Write both numbers.

5. Write a problem like question 1 with new numbers or objects. Solve it and show your work.

You can point, speak, draw, or write. Adults can note any help they give.



WORKSHEET OUTPOST | Grade 2 Math — Supported

Choose centimeters or meters

OW-G2-054 E2 | Five questions

Success criteria
I can start at zero, measure the length, and name the unit.

Name: _____ Date: _____

Work with a partner. Build a model, then say or write your answer.

1. Choose centimeters or meters to measure a paper clip.

2. Choose centimeters or meters to measure a hallway.

3. Use a centimeter ruler to measure an eraser. Record the length.

4. Estimate the height of a doorway in meters. Then measure it with an adult. Write both numbers.

5. Write a problem like question 1 with new numbers or objects. Solve it and show your work.

You can point, speak, draw, or write. Adults can note any help they give.



WORKSHEET OUTPOST | Grade 2 Math — Supported

Choose centimeters or meters

OW-G2-054 E3 | Five questions

Success criteria
I can start at zero, measure the length, and name the unit.

Name: _____ Date: _____

Work with a helper. Use objects, a number line, or a drawing to solve each problem.

1. Choose centimeters or meters to measure a paper clip.

2. Choose centimeters or meters to measure a hallway.

3. Use a centimeter ruler to measure an eraser. Record the length.

4. Estimate the height of a doorway in meters. Then measure it with an adult. Write both numbers.

5. Write a problem like question 1 with new numbers or objects. Solve it and show your work.

You can point, speak, draw, or write. Adults can note any help they give.



WORKSHEET OUTPOST | Grade 2 Math — Supported

Choose centimeters or meters

OW-G2-054 E4 | Five questions

Success criteria
I can start at zero, measure the length, and name the unit.

Name: _____ Date: _____

Ask an adult to show you how to start. Then finish the problem together.

1. Choose centimeters or meters to measure a paper clip.

2. Choose centimeters or meters to measure a hallway.

3. Use a centimeter ruler to measure an eraser. Record the length.

4. Estimate the height of a doorway in meters. Then measure it with an adult. Write both numbers.

5. Write a problem like question 1 with new numbers or objects. Solve it and show your work.

You can point, speak, draw, or write. Adults can note any help they give.



WORKSHEET OUTPOST | Grade 2 Math — Supported

Choose centimeters or meters

OW-G2-054 E5 | Five questions

Success criteria
I can start at zero, measure the length, and name the unit.

Name: _____ Date: _____

Try each problem. Tell an adult how you solved it. The adult can write down your answers.

1. Choose centimeters or meters to measure a paper clip.

2. Choose centimeters or meters to measure a hallway.

3. Use a centimeter ruler to measure an eraser. Record the length.

4. Estimate the height of a doorway in meters. Then measure it with an adult. Write both numbers.

5. Write a problem like question 1 with new numbers or objects. Solve it and show your work.

You can point, speak, draw, or write. Adults can note any help they give.