

WORKSHEET OUTPOST | Grade 2 Math — Supported

Explain a careful measurement

Success criteria
I can start at zero, measure the length, and name the unit.

OW-G2-059 E1 | Five questions

Name: _____ Date: _____

Listen as an adult reads each question. Use counters or draw a picture to solve it.

1. A bar begins at 2 cm and ends at 9 cm on a ruler. Lee says it is 9 cm long. Correct Lee and explain.

2. A bar begins at 3 cm and ends at 10 cm on a ruler. Lee says it is 10 cm long. Correct Lee and explain.

3. A bar begins at 4 cm and ends at 11 cm on a ruler. Lee says it is 11 cm long. Correct Lee and explain.

4. A bar begins at 5 cm and ends at 12 cm on a ruler. Lee says it is 12 cm long. Correct Lee and explain.

5. Write a problem like question 1 with new numbers or objects. Solve it and show your work.

You can point, speak, draw, or write. Adults can note any help they give.



WORKSHEET OUTPOST | Grade 2 Math — Supported

Explain a careful measurement

Success criteria
I can start at zero, measure the length, and name the unit.

OW-G2-059 E2 | Five questions

Name: _____ Date: _____

Work with a partner. Build a model, then say or write your answer.

1. A bar begins at 2 cm and ends at 9 cm on a ruler. Lee says it is 9 cm long. Correct Lee and explain.

2. A bar begins at 3 cm and ends at 10 cm on a ruler. Lee says it is 10 cm long. Correct Lee and explain.

3. A bar begins at 4 cm and ends at 11 cm on a ruler. Lee says it is 11 cm long. Correct Lee and explain.

4. A bar begins at 5 cm and ends at 12 cm on a ruler. Lee says it is 12 cm long. Correct Lee and explain.

5. Write a problem like question 1 with new numbers or objects. Solve it and show your work.

You can point, speak, draw, or write. Adults can note any help they give.



WORKSHEET OUTPOST | Grade 2 Math — Supported

Explain a careful measurement

Success criteria
I can start at zero, measure the length, and name the unit.

OW-G2-059 E3 | Five questions

Name: _____ Date: _____

Work with a helper. Use objects, a number line, or a drawing to solve each problem.

1. A bar begins at 2 cm and ends at 9 cm on a ruler. Lee says it is 9 cm long. Correct Lee and explain.

2. A bar begins at 3 cm and ends at 10 cm on a ruler. Lee says it is 10 cm long. Correct Lee and explain.

3. A bar begins at 4 cm and ends at 11 cm on a ruler. Lee says it is 11 cm long. Correct Lee and explain.

4. A bar begins at 5 cm and ends at 12 cm on a ruler. Lee says it is 12 cm long. Correct Lee and explain.

5. Write a problem like question 1 with new numbers or objects. Solve it and show your work.

You can point, speak, draw, or write. Adults can note any help they give.



WORKSHEET OUTPOST | Grade 2 Math — Supported

Explain a careful measurement

Success criteria
I can start at zero, measure the length, and name the unit.

OW-G2-059 E4 | Five questions

Name: _____ Date: _____

Ask an adult to show you how to start. Then finish the problem together.

1. A bar begins at 2 cm and ends at 9 cm on a ruler. Lee says it is 9 cm long. Correct Lee and explain.

2. A bar begins at 3 cm and ends at 10 cm on a ruler. Lee says it is 10 cm long. Correct Lee and explain.

3. A bar begins at 4 cm and ends at 11 cm on a ruler. Lee says it is 11 cm long. Correct Lee and explain.

4. A bar begins at 5 cm and ends at 12 cm on a ruler. Lee says it is 12 cm long. Correct Lee and explain.

5. Write a problem like question 1 with new numbers or objects. Solve it and show your work.

You can point, speak, draw, or write. Adults can note any help they give.



WORKSHEET OUTPOST | Grade 2 Math — Supported

Explain a careful measurement

Success criteria
I can start at zero, measure the length, and name the unit.

OW-G2-059 E5 | Five questions

Name: _____ Date: _____

Try each problem. Tell an adult how you solved it. The adult can write down your answers.

1. A bar begins at 2 cm and ends at 9 cm on a ruler. Lee says it is 9 cm long. Correct Lee and explain.

2. A bar begins at 3 cm and ends at 10 cm on a ruler. Lee says it is 10 cm long. Correct Lee and explain.

3. A bar begins at 4 cm and ends at 11 cm on a ruler. Lee says it is 11 cm long. Correct Lee and explain.

4. A bar begins at 5 cm and ends at 12 cm on a ruler. Lee says it is 12 cm long. Correct Lee and explain.

5. Write a problem like question 1 with new numbers or objects. Solve it and show your work.

You can point, speak, draw, or write. Adults can note any help they give.