

WORKSHEET OUTPOST | Grade 2 Math — Supported

Describe flat-shape features

Success criteria
I can identify a shape by its sides and corners.

OW-G2-077 E1 | Five questions

Name: _____ Date: _____

Listen as an adult reads each question. Use counters or draw a picture to solve it.

1. Draw a triangle. Label its sides and vertices.

2. Draw a rectangle. Label its sides and vertices.

3. Draw a pentagon. Label its sides and vertices.

4. Draw a hexagon. Label its sides and vertices.

5. Draw a shape like one on this page. Name it and describe one thing you notice about it.

You can point, speak, draw, or write. Adults can note any help they give.



WORKSHEET OUTPOST | Grade 2 Math — Supported

Describe flat-shape features

Success criteria
I can identify a shape by its sides and corners.

OW-G2-077 E2 | Five questions

Name: _____ Date: _____

Work with a partner. Build a model, then say or write your answer.

1. Draw a triangle. Label its sides and vertices.

2. Draw a rectangle. Label its sides and vertices.

3. Draw a pentagon. Label its sides and vertices.

4. Draw a hexagon. Label its sides and vertices.

5. Draw a shape like one on this page. Name it and describe one thing you notice about it.

You can point, speak, draw, or write. Adults can note any help they give.



WORKSHEET OUTPOST | Grade 2 Math — Supported

Describe flat-shape features

Success criteria
I can identify a shape by its sides and corners.

OW-G2-077 E3 | Five questions

Name: _____ Date: _____

Work with a helper. Use objects, a number line, or a drawing to solve each problem.

1. Draw a triangle. Label its sides and vertices.

2. Draw a rectangle. Label its sides and vertices.

3. Draw a pentagon. Label its sides and vertices.

4. Draw a hexagon. Label its sides and vertices.

5. Draw a shape like one on this page. Name it and describe one thing you notice about it.

You can point, speak, draw, or write. Adults can note any help they give.



WORKSHEET OUTPOST | Grade 2 Math — Supported

Describe flat-shape features

Success criteria
I can identify a shape by its sides and corners.

OW-G2-077 E4 | Five questions

Name: _____ Date: _____

Ask an adult to show you how to start. Then finish the problem together.

1. Draw a triangle. Label its sides and vertices.

2. Draw a rectangle. Label its sides and vertices.

3. Draw a pentagon. Label its sides and vertices.

4. Draw a hexagon. Label its sides and vertices.

5. Draw a shape like one on this page. Name it and describe one thing you notice about it.

You can point, speak, draw, or write. Adults can note any help they give.



WORKSHEET OUTPOST | Grade 2 Math — Supported

Describe flat-shape features

Success criteria
I can identify a shape by its sides and corners.

OW-G2-077 E5 | Five questions

Name: _____ Date: _____

Try each problem. Tell an adult how you solved it. The adult can write down your answers.

1. Draw a triangle. Label its sides and vertices.

2. Draw a rectangle. Label its sides and vertices.

3. Draw a pentagon. Label its sides and vertices.

4. Draw a hexagon. Label its sides and vertices.

5. Draw a shape like one on this page. Name it and describe one thing you notice about it.

You can point, speak, draw, or write. Adults can note any help they give.