


**WORKSHEET OUTPOST | Grade 2 Math — Supported**

# Share an area fairly

OW-G2-083 E1 | Five questions

**Success criteria**

I can divide a shape into equal parts and name each share.

Name: _____ Date: _____

Listen as an adult reads each question. Use counters or draw a picture to solve it.

1. Draw a rectangle and divide it into 2 equal parts. Name one share.

2. Draw a rectangle and divide it into 3 equal parts. Name one share.

3. Draw a rectangle and divide it into 4 equal parts. Name one share.

4. Draw a rectangle and divide it into 3 equal parts. Name one share.

5. Write a problem like question 1 with new numbers or objects. Solve it and show your work.

You can point, speak, draw, or write. Adults can note any help they give.




**WORKSHEET OUTPOST | Grade 2 Math — Supported**

# Share an area fairly

OW-G2-083 E2 | Five questions

**Success criteria**

I can divide a shape into equal parts and name each share.

Name: _____ Date: _____

Work with a partner. Build a model, then say or write your answer.

1. Draw a rectangle and divide it into 2 equal parts. Name one share.

2. Draw a rectangle and divide it into 3 equal parts. Name one share.

3. Draw a rectangle and divide it into 4 equal parts. Name one share.

4. Draw a rectangle and divide it into 3 equal parts. Name one share.

5. Write a problem like question 1 with new numbers or objects. Solve it and show your work.

You can point, speak, draw, or write. Adults can note any help they give.




**WORKSHEET OUTPOST | Grade 2 Math — Supported**

# Share an area fairly

OW-G2-083 E3 | Five questions

**Success criteria**

I can divide a shape into equal parts and name each share.

Name: _____ Date: _____

Work with a helper. Use objects, a number line, or a drawing to solve each problem.

1. Draw a rectangle and divide it into 2 equal parts. Name one share.

2. Draw a rectangle and divide it into 3 equal parts. Name one share.

3. Draw a rectangle and divide it into 4 equal parts. Name one share.

4. Draw a rectangle and divide it into 3 equal parts. Name one share.

5. Write a problem like question 1 with new numbers or objects. Solve it and show your work.

You can point, speak, draw, or write. Adults can note any help they give.




**WORKSHEET OUTPOST | Grade 2 Math — Supported**

# Share an area fairly

OW-G2-083 E4 | Five questions

**Success criteria**

I can divide a shape into equal parts and name each share.

Name: _____ Date: _____

Ask an adult to show you how to start. Then finish the problem together.

1. Draw a rectangle and divide it into 2 equal parts. Name one share.

2. Draw a rectangle and divide it into 3 equal parts. Name one share.

3. Draw a rectangle and divide it into 4 equal parts. Name one share.

4. Draw a rectangle and divide it into 3 equal parts. Name one share.

5. Write a problem like question 1 with new numbers or objects. Solve it and show your work.

You can point, speak, draw, or write. Adults can note any help they give.




**WORKSHEET OUTPOST | Grade 2 Math — Supported**

# Share an area fairly

OW-G2-083 E5 | Five questions

**Success criteria**

I can divide a shape into equal parts and name each share.

Name: _____ Date: _____

Try each problem. Tell an adult how you solved it. The adult can write down your answers.

1. Draw a rectangle and divide it into 2 equal parts. Name one share.

2. Draw a rectangle and divide it into 3 equal parts. Name one share.

3. Draw a rectangle and divide it into 4 equal parts. Name one share.

4. Draw a rectangle and divide it into 3 equal parts. Name one share.

5. Write a problem like question 1 with new numbers or objects. Solve it and show your work.

You can point, speak, draw, or write. Adults can note any help they give.