

WORKSHEET OUTPOST | Grade 2 Math — Supported

Combine or compare measured lengths

OW-G2-056 E1 | Five questions

Success criteria
I can add or subtract lengths and label my answer with the unit.

Name: _____ Date: _____

Listen as an adult reads each question. Use counters or draw a picture to solve it.

1. A ribbon is 36 cm. You add another 18 cm of ribbon, then cut off 10 cm. How long is the ribbon now?

2. A ribbon is 45 cm. You add another 29 cm of ribbon, then cut off 10 cm. How long is the ribbon now?

3. A ribbon is 54 cm. You add another 30 cm of ribbon, then cut off 10 cm. How long is the ribbon now?

4. A ribbon is 66 cm. You add another 22 cm of ribbon, then cut off 10 cm. How long is the ribbon now?

5. Write a problem like question 1 with new numbers or objects. Solve it and show your work.

You can point, speak, draw, or write. Adults can note any help they give.



WORKSHEET OUTPOST | Grade 2 Math — Supported

Combine or compare measured lengths

OW-G2-056 E2 | Five questions

Success criteria
I can add or subtract lengths and label my answer with the unit.

Name: _____ Date: _____

Work with a partner. Build a model, then say or write your answer.

1. A ribbon is 36 cm. You add another 18 cm of ribbon, then cut off 10 cm. How long is the ribbon now?

2. A ribbon is 45 cm. You add another 29 cm of ribbon, then cut off 10 cm. How long is the ribbon now?

3. A ribbon is 54 cm. You add another 30 cm of ribbon, then cut off 10 cm. How long is the ribbon now?

4. A ribbon is 66 cm. You add another 22 cm of ribbon, then cut off 10 cm. How long is the ribbon now?

5. Write a problem like question 1 with new numbers or objects. Solve it and show your work.

You can point, speak, draw, or write. Adults can note any help they give.



WORKSHEET OUTPOST | Grade 2 Math — Supported

Combine or compare measured lengths

OW-G2-056 E3 | Five questions

Success criteria
I can add or subtract lengths and label my answer with the unit.

Name: _____ Date: _____

Work with a helper. Use objects, a number line, or a drawing to solve each problem.

1. A ribbon is 36 cm. You add another 18 cm of ribbon, then cut off 10 cm. How long is the ribbon now?

2. A ribbon is 45 cm. You add another 29 cm of ribbon, then cut off 10 cm. How long is the ribbon now?

3. A ribbon is 54 cm. You add another 30 cm of ribbon, then cut off 10 cm. How long is the ribbon now?

4. A ribbon is 66 cm. You add another 22 cm of ribbon, then cut off 10 cm. How long is the ribbon now?

5. Write a problem like question 1 with new numbers or objects. Solve it and show your work.

You can point, speak, draw, or write. Adults can note any help they give.



WORKSHEET OUTPOST | Grade 2 Math — Supported

Combine or compare measured lengths

OW-G2-056 E4 | Five questions

Success criteria
I can add or subtract lengths and label my answer with the unit.

Name: _____ Date: _____

Ask an adult to show you how to start. Then finish the problem together.

1. A ribbon is 36 cm. You add another 18 cm of ribbon, then cut off 10 cm. How long is the ribbon now?

2. A ribbon is 45 cm. You add another 29 cm of ribbon, then cut off 10 cm. How long is the ribbon now?

3. A ribbon is 54 cm. You add another 30 cm of ribbon, then cut off 10 cm. How long is the ribbon now?

4. A ribbon is 66 cm. You add another 22 cm of ribbon, then cut off 10 cm. How long is the ribbon now?

5. Write a problem like question 1 with new numbers or objects. Solve it and show your work.

You can point, speak, draw, or write. Adults can note any help they give.



WORKSHEET OUTPOST | Grade 2 Math — Supported

Combine or compare measured lengths

OW-G2-056 E5 | Five questions

Success criteria
I can add or subtract lengths and label my answer with the unit.

Name: _____ Date: _____

Try each problem. Tell an adult how you solved it. The adult can write down your answers.

1. A ribbon is 36 cm. You add another 18 cm of ribbon, then cut off 10 cm. How long is the ribbon now?

2. A ribbon is 45 cm. You add another 29 cm of ribbon, then cut off 10 cm. How long is the ribbon now?

3. A ribbon is 54 cm. You add another 30 cm of ribbon, then cut off 10 cm. How long is the ribbon now?

4. A ribbon is 66 cm. You add another 22 cm of ribbon, then cut off 10 cm. How long is the ribbon now?

5. Write a problem like question 1 with new numbers or objects. Solve it and show your work.

You can point, speak, draw, or write. Adults can note any help they give.