

WORKSHEET OUTPOST | Grade 2 Math — Supported

Read marks above a number line

OW-G2-027 E1 | Five questions

Success criteria
I can measure lengths and show the measurements on a line plot.

Name: _____ Date: _____

Listen as an adult reads each question. Use counters or draw a picture to solve it.

1. Make a line plot of these lengths in inches: 2, 3, 3, 4, 4, 4, 5. Label the scale.

2. Make a line plot of these lengths in inches: 2, 3, 3, 4, 4, 4, 6. Label the scale.

3. Make a line plot of these lengths in inches: 2, 3, 3, 4, 4, 4, 7. Label the scale.

4. Make a line plot of these lengths in inches: 2, 3, 3, 4, 4, 4, 8. Label the scale.

5. Write a problem like question 1 with new numbers or objects. Solve it and show your work.

You can point, speak, draw, or write. Adults can note any help they give.



WORKSHEET OUTPOST | Grade 2 Math — Supported

Read marks above a number line

OW-G2-027 E2 | Five questions

Success criteria
I can measure lengths and show the measurements on a line plot.

Name: _____ Date: _____

Work with a partner. Build a model, then say or write your answer.

1. Make a line plot of these lengths in inches: 2, 3, 3, 4, 4, 4, 5. Label the scale.

2. Make a line plot of these lengths in inches: 2, 3, 3, 4, 4, 4, 6. Label the scale.

3. Make a line plot of these lengths in inches: 2, 3, 3, 4, 4, 4, 7. Label the scale.

4. Make a line plot of these lengths in inches: 2, 3, 3, 4, 4, 4, 8. Label the scale.

5. Write a problem like question 1 with new numbers or objects. Solve it and show your work.

You can point, speak, draw, or write. Adults can note any help they give.



WORKSHEET OUTPOST | Grade 2 Math — Supported

Read marks above a number line

OW-G2-027 E3 | Five questions

Success criteria
I can measure lengths and show the measurements on a line plot.

Name: _____ Date: _____

Work with a helper. Use objects, a number line, or a drawing to solve each problem.

1. Make a line plot of these lengths in inches: 2, 3, 3, 4, 4, 4, 5. Label the scale.

2. Make a line plot of these lengths in inches: 2, 3, 3, 4, 4, 4, 6. Label the scale.

3. Make a line plot of these lengths in inches: 2, 3, 3, 4, 4, 4, 7. Label the scale.

4. Make a line plot of these lengths in inches: 2, 3, 3, 4, 4, 4, 8. Label the scale.

5. Write a problem like question 1 with new numbers or objects. Solve it and show your work.

You can point, speak, draw, or write. Adults can note any help they give.



WORKSHEET OUTPOST | Grade 2 Math — Supported

Read marks above a number line

OW-G2-027 E4 | Five questions

Success criteria
I can measure lengths and show the measurements on a line plot.

Name: _____ Date: _____

Ask an adult to show you how to start. Then finish the problem together.

1. Make a line plot of these lengths in inches: 2, 3, 3, 4, 4, 4, 5. Label the scale.

2. Make a line plot of these lengths in inches: 2, 3, 3, 4, 4, 4, 6. Label the scale.

3. Make a line plot of these lengths in inches: 2, 3, 3, 4, 4, 4, 7. Label the scale.

4. Make a line plot of these lengths in inches: 2, 3, 3, 4, 4, 4, 8. Label the scale.

5. Write a problem like question 1 with new numbers or objects. Solve it and show your work.

You can point, speak, draw, or write. Adults can note any help they give.



WORKSHEET OUTPOST | Grade 2 Math — Supported

Read marks above a number line

OW-G2-027 E5 | Five questions

Success criteria
I can measure lengths and show the measurements on a line plot.

Name: _____ Date: _____

Try each problem. Tell an adult how you solved it. The adult can write down your answers.

1. Make a line plot of these lengths in inches: 2, 3, 3, 4, 4, 4, 5. Label the scale.

2. Make a line plot of these lengths in inches: 2, 3, 3, 4, 4, 4, 6. Label the scale.

3. Make a line plot of these lengths in inches: 2, 3, 3, 4, 4, 4, 7. Label the scale.

4. Make a line plot of these lengths in inches: 2, 3, 3, 4, 4, 4, 8. Label the scale.

5. Write a problem like question 1 with new numbers or objects. Solve it and show your work.

You can point, speak, draw, or write. Adults can note any help they give.