Worksheet Outpost

Name: _____ Date: _____

WORKSHEET OUTPOST | Grade 2 Math — Supported

More practice with line plots

Success criteria
I can measure lengths and show the measurements on a line plot.

OW-G2-025 E1 | Five questions

Name: _____ Date: _____

Listen as an adult reads each question. Use counters or draw a picture to solve it.

1. Use the line plot. How many lengths are 3 or 4 inches?

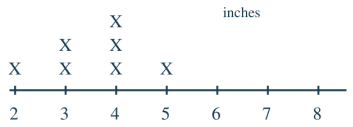

2. Use the line plot. How many lengths are 3 or 4 inches?

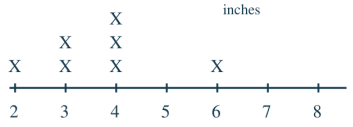

3. Use the line plot. How many lengths are 3 or 4 inches?

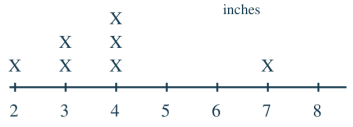

4. Use the line plot. How many lengths are 3 or 4 inches?

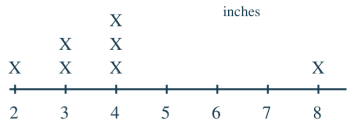

5. Write a problem like question 1 with new numbers or objects. Solve it and show your work.

You can point, speak, draw, or write. Adults can note any help they give.



WORKSHEET OUTPOST | Grade 2 Math — Supported

More practice with line plots

OW-G2-025 E2 | Five questions

Success criteria

I can measure lengths and show the measurements on a line plot.

Name: _____ Date: _____

Work with a partner. Build a model, then say or write your answer.

1. Use the line plot. How many lengths are 3 or 4 inches?

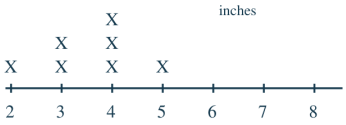

2. Use the line plot. How many lengths are 3 or 4 inches?

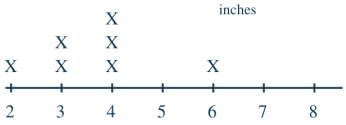

3. Use the line plot. How many lengths are 3 or 4 inches?

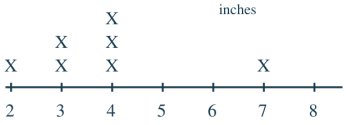

4. Use the line plot. How many lengths are 3 or 4 inches?

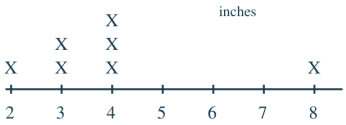

5. Write a problem like question 1 with new numbers or objects. Solve it and show your work.

You can point, speak, draw, or write. Adults can note any help they give.



WORKSHEET OUTPOST | Grade 2 Math — Supported

More practice with line plots

Success criteria
I can measure lengths and show the measurements on a line plot.

OW-G2-025 E3 | Five questions

Name: _____ Date: _____

Work with a helper. Use objects, a number line, or a drawing to solve each problem.

1. Use the line plot. How many lengths are 3 or 4 inches?

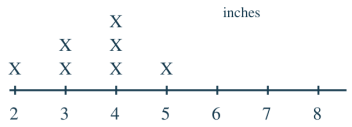

2. Use the line plot. How many lengths are 3 or 4 inches?

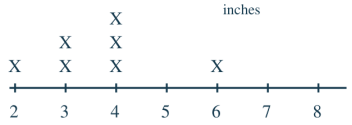

3. Use the line plot. How many lengths are 3 or 4 inches?

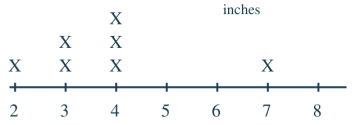

4. Use the line plot. How many lengths are 3 or 4 inches?



5. Write a problem like question 1 with new numbers or objects. Solve it and show your work.

You can point, speak, draw, or write. Adults can note any help they give.



WORKSHEET OUTPOST | Grade 2 Math — Supported

More practice with line plots

Success criteria
I can measure lengths and show the measurements on a line plot.

OW-G2-025 E4 | Five questions

Name: _____ Date: _____

Ask an adult to show you how to start. Then finish the problem together.

1. Use the line plot. How many lengths are 3 or 4 inches?

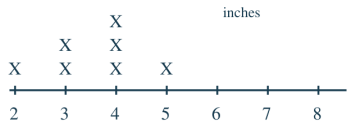

2. Use the line plot. How many lengths are 3 or 4 inches?

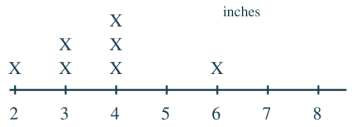

3. Use the line plot. How many lengths are 3 or 4 inches?

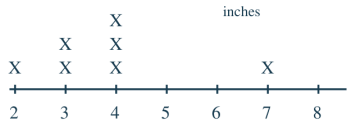

4. Use the line plot. How many lengths are 3 or 4 inches?

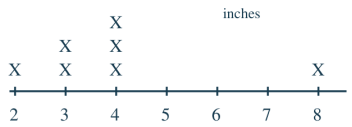

5. Write a problem like question 1 with new numbers or objects. Solve it and show your work.

You can point, speak, draw, or write. Adults can note any help they give.



WORKSHEET OUTPOST | Grade 2 Math — Supported

More practice with line plots

Success criteria
I can measure lengths and show the measurements on a line plot.

OW-G2-025 E5 | Five questions

Name: _____ Date: _____

Try each problem. Tell an adult how you solved it. The adult can write down your answers.

1. Use the line plot. How many lengths are 3 or 4 inches?

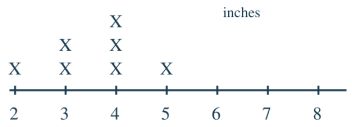

2. Use the line plot. How many lengths are 3 or 4 inches?

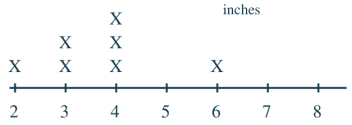

3. Use the line plot. How many lengths are 3 or 4 inches?



4. Use the line plot. How many lengths are 3 or 4 inches?

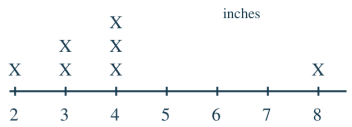

5. Write a problem like question 1 with new numbers or objects. Solve it and show your work.

You can point, speak, draw, or write. Adults can note any help they give.