

WORKSHEET OUTPOST | Grade 2 Math — Supported

Read symbols in a data display

OW-G2-028 E1 | Five questions

Success criteria
I can read a graph and use the counts to answer a question.

Name: _____ Date: _____

Listen as an adult reads each question. Use counters or draw a picture to solve it.

1. Draw a picture graph for Cats: 2, Dogs: 4, Fish: 3. Use one symbol per vote.

2. Draw a picture graph for Cats: 3, Dogs: 5, Fish: 4. Use one symbol per vote.

3. Draw a picture graph for Cats: 4, Dogs: 6, Fish: 5. Use one symbol per vote.

4. Draw a picture graph for Cats: 5, Dogs: 7, Fish: 6. Use one symbol per vote.

5. Write a problem like question 1 with new numbers or objects. Solve it and show your work.

You can point, speak, draw, or write. Adults can note any help they give.



WORKSHEET OUTPOST | Grade 2 Math — Supported

Read symbols in a data display

OW-G2-028 E2 | Five questions

Success criteria
I can read a graph and use the counts to answer a question.

Name: _____ Date: _____

Work with a partner. Build a model, then say or write your answer.

1. Draw a picture graph for Cats: 2, Dogs: 4, Fish: 3. Use one symbol per vote.

2. Draw a picture graph for Cats: 3, Dogs: 5, Fish: 4. Use one symbol per vote.

3. Draw a picture graph for Cats: 4, Dogs: 6, Fish: 5. Use one symbol per vote.

4. Draw a picture graph for Cats: 5, Dogs: 7, Fish: 6. Use one symbol per vote.

5. Write a problem like question 1 with new numbers or objects. Solve it and show your work.



WORKSHEET OUTPOST | Grade 2 Math — Supported

Read symbols in a data display

OW-G2-028 E3 | Five questions

Success criteria
I can read a graph and use the counts to answer a question.

Name: _____ Date: _____

Work with a helper. Use objects, a number line, or a drawing to solve each problem.

1. Draw a picture graph for Cats: 2, Dogs: 4, Fish: 3. Use one symbol per vote.

2. Draw a picture graph for Cats: 3, Dogs: 5, Fish: 4. Use one symbol per vote.

3. Draw a picture graph for Cats: 4, Dogs: 6, Fish: 5. Use one symbol per vote.

4. Draw a picture graph for Cats: 5, Dogs: 7, Fish: 6. Use one symbol per vote.

5. Write a problem like question 1 with new numbers or objects. Solve it and show your work.

You can point, speak, draw, or write. Adults can note any help they give.



WORKSHEET OUTPOST | Grade 2 Math — Supported

Read symbols in a data display

OW-G2-028 E4 | Five questions

Success criteria
I can read a graph and use the counts to answer a question.

Name: _____ Date: _____

Ask an adult to show you how to start. Then finish the problem together.

1. Draw a picture graph for Cats: 2, Dogs: 4, Fish: 3. Use one symbol per vote.

2. Draw a picture graph for Cats: 3, Dogs: 5, Fish: 4. Use one symbol per vote.

3. Draw a picture graph for Cats: 4, Dogs: 6, Fish: 5. Use one symbol per vote.

4. Draw a picture graph for Cats: 5, Dogs: 7, Fish: 6. Use one symbol per vote.

5. Write a problem like question 1 with new numbers or objects. Solve it and show your work.

You can point, speak, draw, or write. Adults can note any help they give.



WORKSHEET OUTPOST | Grade 2 Math — Supported

Read symbols in a data display

OW-G2-028 E5 | Five questions

Success criteria
I can read a graph and use the counts to answer a question.

Name: _____ Date: _____

Try each problem. Tell an adult how you solved it. The adult can write down your answers.

1. Draw a picture graph for Cats: 2, Dogs: 4, Fish: 3. Use one symbol per vote.

2. Draw a picture graph for Cats: 3, Dogs: 5, Fish: 4. Use one symbol per vote.

3. Draw a picture graph for Cats: 4, Dogs: 6, Fish: 5. Use one symbol per vote.

4. Draw a picture graph for Cats: 5, Dogs: 7, Fish: 6. Use one symbol per vote.

5. Write a problem like question 1 with new numbers or objects. Solve it and show your work.

You can point, speak, draw, or write. Adults can note any help they give.