

WORKSHEET OUTPOST | Kindergarten Math

Heavier and lighter objects

OW-K-116 | Five questions

Success criteria

I can compare two objects and tell how their measurements differ.

Name: _____ Date: _____

Read each problem or listen as someone reads it. Show your thinking with objects, pictures, words, or numbers.

1. The heavier object makes its side of the balance tip down. Which object is heavier: A or B?

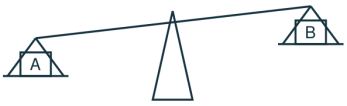

2. The heavier object makes its side of the balance tip down. Which object is heavier: A or B?

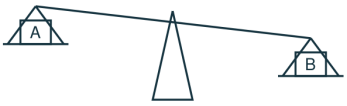

3. The heavier object makes its side of the balance tip down. Which object is heavier: A or B?

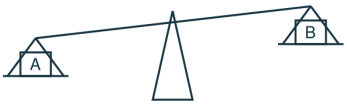

4. The heavier object makes its side of the balance tip down. Which object is heavier: A or B?

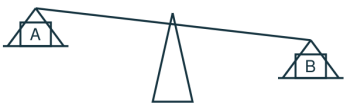

5. Write a problem like question 1 with new numbers or objects. Solve it and show your work.

You can point, speak, draw, or write. Adults can note any help they give.