

WORKSHEET OUTPOST | Kindergarten Math

A set of ten

OW-K-014 | Five questions

Success criteria

I can touch each dot once and tell how many there are.

Name: _____ Date: _____

Read each problem or listen as someone reads it. Show your thinking with objects, pictures, words, or numbers.

1. How many dots do you see?



2. How many dots do you see?



3. How many dots do you see?



4. How many dots do you see?



5. Write a problem like question 1 with new numbers or objects. Solve it and show your work.

You can point, speak, draw, or write. Adults can note any help they give.



WORKSHEET OUTPOST | Kindergarten Math

An empty group

OW-K-015 | Five questions

Success criteria

I can count each object once and tell how many there are.

Name: _____ Date: _____

Read each problem or listen as someone reads it. Show your thinking with objects, pictures, words, or numbers.

1. Count the dots inside the box. Write zero when it is empty.

2. Count the dots inside the box. Write zero when it is empty.

3. Count the dots inside the box. Write zero when it is empty.

4. Count the dots inside the box. Write zero when it is empty.

5. Write a problem like question 1 with new numbers or objects. Solve it and show your work.

You can point, speak, draw, or write. Adults can note any help they give.



WORKSHEET OUTPOST | Kindergarten Math

Choosing the larger number

OW-K-016 | Five questions

Success criteria
I can compare two numbers and tell which is greater.

Name: _____ Date: _____

Read each problem or listen as someone reads it. Show your thinking with objects, pictures, words, or numbers.

1. One group has 6 dots. Another has 8. Does the first group have more dots, fewer dots, or the same number?

2. One group has 9 dots. Another has 7. Does the first group have more dots, fewer dots, or the same number?

3. One group has 0 dots. Another has 0. Does the first group have more dots, fewer dots, or the same number?

4. One group has 8 dots. Another has 10. Does the first group have more dots, fewer dots, or the same number?

5. Write a problem like question 1 with new numbers or objects. Solve it and show your work.

You can point, speak, draw, or write. Adults can note any help they give.



WORKSHEET OUTPOST | Kindergarten Math

Compare written numbers through ten

OW-K-017 | Five questions

Success criteria
I can compare two numbers and tell which is greater.

Name: _____ Date: _____

Read each problem or listen as someone reads it. Show your thinking with objects, pictures, words, or numbers.

1. Circle the greater number, or write equal: 6 and 8

2. Circle the greater number, or write equal: 9 and 7

3. Circle the greater number, or write equal: 0 and 0

4. Circle the greater number, or write equal: 8 and 10

5. Write a problem like question 1 with new numbers or objects. Solve it and show your work.

You can point, speak, draw, or write. Adults can note any help they give.



WORKSHEET OUTPOST | Kindergarten Math

Continue a count through twenty

OW-K-018 | Five questions

Success criteria
I can start at a number and count on from there.

Name: _____ Date: _____

Read each problem or listen as someone reads it. Show your thinking with objects, pictures, words, or numbers.

1. Count on: 11, ____, ____, ____.

2. Count on: 14, ____, ____, ____.

3. Count on: 16, ____, ____, ____.

4. Count on: 17, ____, ____, ____.

5. Write a problem like question 1 with new numbers or objects. Solve it and show your work.

You can point, speak, draw, or write. Adults can note any help they give.



WORKSHEET OUTPOST | Kindergarten Math

Count each set before comparing

OW-K-019 | Five questions

Success criteria

I can tell which group has more, which has fewer, or if they are equal.

Name: _____ Date: _____

Read each problem or listen as someone reads it. Show your thinking with objects, pictures, words, or numbers.

1. Which group has fewer dots? Write A, B, or "equal" if the groups match.

A ○ ○ ○ ○ ○ ○

B ○ ○ ○ ○ ○ ○ ○ ○

2. Which group has fewer dots? Write A, B, or "equal" if the groups match.

A ○ ○ ○ ○ ○ ○ ○ ○ ○

B ○ ○ ○ ○ ○ ○ ○

3. Which group has fewer dots? Write A, B, or "equal" if the groups match.

A

B

4. Which group has fewer dots? Write A, B, or "equal" if the groups match.

A ○ ○ ○ ○ ○ ○ ○ ○

B ○ ○ ○ ○ ○ ○ ○ ○ ○ ○

5. Write a problem like question 1 with new numbers or objects. Solve it and show your work.

You can point, speak, draw, or write. Adults can note any help they give.



WORKSHEET OUTPOST | Kindergarten Math

Counting sets through ten

Success criteria
I can touch each dot once and tell how many there are.

OW-K-020 | Five questions

Name: _____ Date: _____

Read each problem or listen as someone reads it. Show your thinking with objects, pictures, words, or numbers.

1. Count the dots. Write the number.



2. Count the dots. Write the number.



3. Count the dots. Write the number.



4. Count the dots. Write the number.



5. Write a problem like question 1 with new numbers or objects. Solve it and show your work.

You can point, speak, draw, or write. Adults can note any help they give.



WORKSHEET OUTPOST | Kindergarten Math

Counting to compare small sets

OW-K-021 | Five questions

Success criteria

I can match or count the objects to show which group has more, fewer, or the same number.

Name: _____ Date: _____

Read each problem or listen as someone reads it. Show your thinking with objects, pictures, words, or numbers.

1. Count each row. Which row has more, or do they have the same number?

A ○ ○

B ○ ○ ○

2. Count each row. Which row has more, or do they have the same number?

A ○ ○ ○ ○

B ○ ○

3. Count each row. Which row has more, or do they have the same number?

A ○

B ○

4. Count each row. Which row has more, or do they have the same number?

A ○ ○ ○

B ○ ○ ○ ○

5. Write a problem like question 1 with new numbers or objects. Solve it and show your work.

You can point, speak, draw, or write. Adults can note any help they give.



WORKSHEET OUTPOST | Kindergarten Math

Dot sets of eight and nine

Success criteria
I can touch each dot once and tell how many there are.

OW-K-022 | Five questions

Name: _____ Date: _____

Read each problem or listen as someone reads it. Show your thinking with objects, pictures, words, or numbers.

1. Count the dots. Write the number.

○ ○ ○ ○ ○
○ ○ ○

2. Count the dots. Write the number.

○ ○ ○ ○ ○
○ ○ ○ ○

3. Count the dots. Write the number.

○ ○ ○ ○ ○
○ ○ ○

4. Count the dots. Write the number.

○ ○ ○ ○ ○
○ ○ ○ ○

5. Write a problem like question 1 with new numbers or objects. Solve it and show your work.

You can point, speak, draw, or write. Adults can note any help they give.



WORKSHEET OUTPOST | Kindergarten Math

Dot sets of four and five

Success criteria
I can touch each dot once and tell how many there are.

OW-K-023 | Five questions

Name: _____ Date: _____

Read each problem or listen as someone reads it. Show your thinking with objects, pictures, words, or numbers.

1. Count the objects. Write how many you see.

○ ○ ○ ○

2. Count the objects. Write how many you see.

○ ○ ○ ○ ○

3. Count the objects. Write how many you see.

○ ○ ○ ○ ○

4. Count the objects. Write how many you see.

○ ○ ○ ○

5. Write a problem like question 1 with new numbers or objects. Solve it and show your work.

You can point, speak, draw, or write. Adults can note any help they give.



WORKSHEET OUTPOST | Kindergarten Math

Dot sets of one to three

Success criteria
I can touch each dot once and tell how many there are.

OW-K-024 | Five questions

Name: _____ Date: _____

Read each problem or listen as someone reads it. Show your thinking with objects, pictures, words, or numbers.

1. Count the dots. Write the number.

○

2. Count the dots. Write the number.

○ ○

3. Count the dots. Write the number.

○ ○ ○

4. Count the dots. Write the number.

○ ○

5. Write a problem like question 1 with new numbers or objects. Solve it and show your work.

You can point, speak, draw, or write. Adults can note any help they give.



WORKSHEET OUTPOST | Kindergarten Math

Dot sets of six and seven

Success criteria
I can touch each dot once and tell how many there are.

OW-K-025 | Five questions

Name: _____ Date: _____

Read each problem or listen as someone reads it. Show your thinking with objects, pictures, words, or numbers.

1. Count the dots. Write the number.

○ ○ ○ ○ ○
○

2. Count the dots. Write the number.

○ ○ ○ ○ ○
○ ○

3. Count the dots. Write the number.

○ ○ ○ ○ ○
○

4. Count the dots. Write the number.

○ ○ ○ ○ ○
○ ○

5. Write a problem like question 1 with new numbers or objects. Solve it and show your work.

You can point, speak, draw, or write. Adults can note any help they give.



WORKSHEET OUTPOST | Kindergarten Math

Draw and compare two groups

OW-K-026 | Five questions

Success criteria

I can tell which group has more, which has fewer, or if they are equal.

Name: _____ Date: _____

Read each problem or listen as someone reads it. Show your thinking with objects, pictures, words, or numbers.

1. Draw 2 dots in A and 3 dots in B. Does A have more, does B have more, or are they equal? How do you know?

2. Draw 4 dots in A and 2 dots in B. Does A have more, does B have more, or are they equal? How do you know?

3. Draw 1 dot in A and 1 dot in B. Does A have more, does B have more, or are they equal? How do you know?

4. Draw 3 dots in A and 4 dots in B. Does A have more, does B have more, or are they equal? How do you know?

5. Write a problem like question 1 with new numbers or objects. Solve it and show your work.

You can point, speak, draw, or write. Adults can note any help they give.



WORKSHEET OUTPOST | Kindergarten Math

Explain a comparison pattern

OW-K-027 | Five questions

Success criteria
I can tell which group has more, which has fewer, or if they are equal.

Name: _____ Date: _____

Read each problem or listen as someone reads it. Show your thinking with objects, pictures, words, or numbers.

1. Draw 6 dots in A and 8 dots in B. Does A have more, does B have more, or are they equal? How do you know?

2. Draw 9 dots in A and 7 dots in B. Does A have more, does B have more, or are they equal? How do you know?

3. Draw 0 dots in A and 0 dots in B. Does A have more, does B have more, or are they equal? How do you know?

4. Draw 8 dots in A and 10 dots in B. Does A have more, does B have more, or are they equal? How do you know?

5. Write a problem like question 1 with new numbers or objects. Solve it and show your work.

You can point, speak, draw, or write. Adults can note any help they give.



WORKSHEET OUTPOST | Kindergarten Math

Explain a counting answer

Success criteria
I can start at a number and count on from there.

OW-K-028 | Five questions

Name: _____ Date: _____

Read each problem or listen as someone reads it. Show your thinking with objects, pictures, words, or numbers.

1. Jo counts 11, 12, 14. Which number did Jo skip? Explain.

2. Jo counts 13, 14, 16. Which number did Jo skip? Explain.

3. Jo counts 15, 16, 18. Which number did Jo skip? Explain.

4. Jo counts 17, 18, 20. Which number did Jo skip? Explain.

5. Write a problem like question 1 with new numbers or objects. Solve it and show your work.

You can point, speak, draw, or write. Adults can note any help they give.



WORKSHEET OUTPOST | Kindergarten Math

Explain a counting pattern

Success criteria
I can start at a number and count on from there.

OW-K-029 | Five questions

Name: _____ Date: _____

Read each problem or listen as someone reads it. Show your thinking with objects, pictures, words, or numbers.

1. Fill in: 28, 29, ___, 31. What changed after 29?

2. Fill in: 48, 49, ___, 51.

3. Count by tens: 60, 70, ___, 90, ___.

4. Sam counts 96, 97, 99, 100. What number is missing?

5. Write a problem like question 1 with new numbers or objects. Solve it and show your work.

You can point, speak, draw, or write. Adults can note any help they give.



WORKSHEET OUTPOST | Kindergarten Math

Explain how you counted a small group

OW-K-030 | Five questions

Success criteria
I can count each object once and tell how many there are.

Name: _____ Date: _____

Read each problem or listen as someone reads it. Show your thinking with objects, pictures, words, or numbers.

1. Jo says this group has 3 dots. Is Jo right? Count to explain.

○ ○

2. Jo says this group has 4 dots. Is Jo right? Count to explain.

○ ○ ○

3. Jo says this group has 5 dots. Is Jo right? Count to explain.

○ ○ ○ ○

4. Jo says this group has 6 dots. Is Jo right? Count to explain.

○ ○ ○ ○ ○

5. Write a problem like question 1 with new numbers or objects. Solve it and show your work.

You can point, speak, draw, or write. Adults can note any help they give.



WORKSHEET OUTPOST | Kindergarten Math

Extra practice: compare by counting

OW-K-031 | Five questions

Success criteria
I can compare two numbers and tell which is greater.

Name: _____ Date: _____

Read each problem or listen as someone reads it. Show your thinking with objects, pictures, words, or numbers.

1. One group has 2 dots. Another has 3. Does the first group have more dots, fewer dots, or the same number?

2. One group has 4 dots. Another has 2. Does the first group have more dots, fewer dots, or the same number?

3. One group has 1 dot. Another has 1. Does the first group have more dots, fewer dots, or the same number?

4. One group has 3 dots. Another has 4. Does the first group have more dots, fewer dots, or the same number?

5. Write a problem like question 1 with new numbers or objects. Solve it and show your work.

You can point, speak, draw, or write. Adults can note any help they give.



WORKSHEET OUTPOST | Kindergarten Math

Extra practice: compare written numbers

OW-K-032 | Five questions

Success criteria

I can compare two numbers and tell which is greater.

Name: _____ Date: _____

Read each problem or listen as someone reads it. Show your thinking with objects, pictures, words, or numbers.

1. Circle the greater number, or write equal: 6 and 8

2. Circle the greater number, or write equal: 9 and 7

3. Circle the greater number, or write equal: 0 and 0

4. Circle the greater number, or write equal: 8 and 10

5. Write a problem like question 1 with new numbers or objects. Solve it and show your work.

You can point, speak, draw, or write. Adults can note any help they give.



WORKSHEET OUTPOST | Kindergarten Math

Extra practice: count 11 and 12

OW-K-033 | Five questions

Success criteria
I can count each object once and tell how many there are.

Name: _____ Date: _____

Read each problem or listen as someone reads it. Show your thinking with objects, pictures, words, or numbers.

1. Count the dots. Write the number. A full ten-frame holds 10 dots.

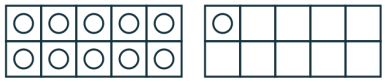

2. Count the dots. Write the number. A full ten-frame holds 10 dots.

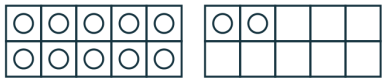

3. Count the dots. Write the number. A full ten-frame holds 10 dots.

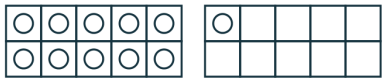

4. Count the dots. Write the number. A full ten-frame holds 10 dots.

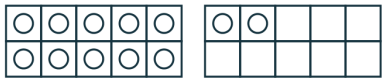

5. Write a problem like question 1 with new numbers or objects. Solve it and show your work.

You can point, speak, draw, or write. Adults can note any help they give.



WORKSHEET OUTPOST | Kindergarten Math

Extra practice: count 13, 14, and 15

OW-K-034 | Five questions

Success criteria
I can count each object once and tell how many there are.

Name: _____ Date: _____

Read each problem or listen as someone reads it. Show your thinking with objects, pictures, words, or numbers.

1. Count the dots. Write the number. A full ten-frame holds 10 dots.

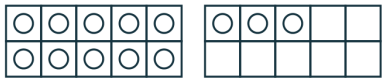

2. Count the dots. Write the number. A full ten-frame holds 10 dots.

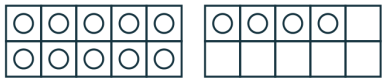

3. Count the dots. Write the number. A full ten-frame holds 10 dots.

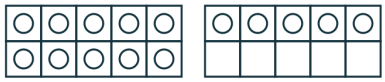

4. Count the dots. Write the number. A full ten-frame holds 10 dots.

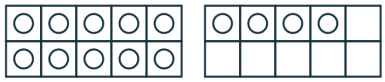

5. Write a problem like question 1 with new numbers or objects. Solve it and show your work.

You can point, speak, draw, or write. Adults can note any help they give.



WORKSHEET OUTPOST | Kindergarten Math

Extra practice: count 16 and 17

Success criteria
I can count each object once and tell how many there are.

OW-K-035 | Five questions

Name: _____ Date: _____

Read each problem or listen as someone reads it. Show your thinking with objects, pictures, words, or numbers.

1. Count the dots. Write the number. A full ten-frame holds 10 dots.

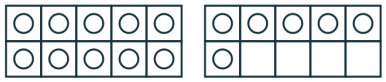

2. Count the dots. Write the number. A full ten-frame holds 10 dots.

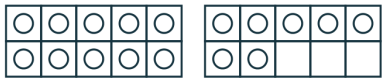

3. Count the dots. Write the number. A full ten-frame holds 10 dots.

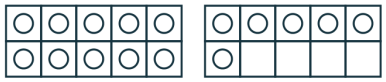

4. Count the dots. Write the number. A full ten-frame holds 10 dots.

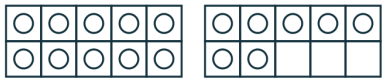

5. Write a problem like question 1 with new numbers or objects. Solve it and show your work.

You can point, speak, draw, or write. Adults can note any help they give.



WORKSHEET OUTPOST | Kindergarten Math

Extra practice: count 18, 19, and 20

OW-K-036 | Five questions

Success criteria

I can count each object once and tell how many there are.

Name: _____ Date: _____

Read each problem or listen as someone reads it. Show your thinking with objects, pictures, words, or numbers.

1. Count the dots. Write the number. A full ten-frame holds 10 dots.

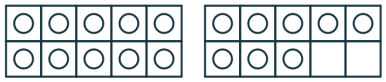

2. Count the dots. Write the number. A full ten-frame holds 10 dots.

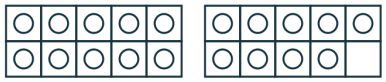

3. Count the dots. Write the number. A full ten-frame holds 10 dots.

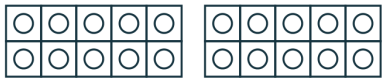

4. Count the dots. Write the number. A full ten-frame holds 10 dots.

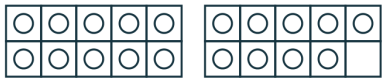

5. Write a problem like question 1 with new numbers or objects. Solve it and show your work.

You can point, speak, draw, or write. Adults can note any help they give.



WORKSHEET OUTPOST | Kindergarten Math

Extra practice: count 6 and 7

OW-K-037 | Five questions

Success criteria
I can count each object once and tell how many there are.

Name: _____ Date: _____

Read each problem or listen as someone reads it. Show your thinking with objects, pictures, words, or numbers.

1. Count the dots. Write the number.

○ ○ ○ ○ ○
○

2. Count the dots. Write the number.

○ ○ ○ ○ ○
○ ○

3. Count the dots. Write the number.

○ ○ ○ ○ ○
○

4. Count the dots. Write the number.

○ ○ ○ ○ ○
○ ○

5. Write a problem like question 1 with new numbers or objects. Solve it and show your work.

You can point, speak, draw, or write. Adults can note any help they give.



WORKSHEET OUTPOST | Kindergarten Math

Extra practice: count 8 and 9

Success criteria
I can count each object once and tell how many there are.

OW-K-038 | Five questions

Name: _____ Date: _____

Read each problem or listen as someone reads it. Show your thinking with objects, pictures, words, or numbers.

1. Count the dots. Write the number.

○ ○ ○ ○ ○
○ ○ ○

2. Count the dots. Write the number.

○ ○ ○ ○ ○
○ ○ ○ ○

3. Count the dots. Write the number.

○ ○ ○ ○ ○
○ ○ ○

4. Count the dots. Write the number.

○ ○ ○ ○ ○
○ ○ ○ ○

5. Write a problem like question 1 with new numbers or objects. Solve it and show your work.



WORKSHEET OUTPOST | Kindergarten Math

Extra practice: count both groups

OW-K-039 | Five questions

Success criteria

I can tell which group has more, which has fewer, or if they are equal.

Name: _____ Date: _____

Read each problem or listen as someone reads it. Show your thinking with objects, pictures, words, or numbers.

1. Which group has fewer dots? Write A, B, or "equal" if the groups match.

A ○ ○ ○ ○ ○ ○

B ○ ○ ○ ○ ○ ○ ○ ○

2. Which group has fewer dots? Write A, B, or "equal" if the groups match.

A ○ ○ ○ ○ ○ ○ ○ ○ ○

B ○ ○ ○ ○ ○ ○ ○

3. Which group has fewer dots? Write A, B, or "equal" if the groups match.

A

B

4. Which group has fewer dots? Write A, B, or "equal" if the groups match.

A ○ ○ ○ ○ ○ ○ ○ ○

B ○ ○ ○ ○ ○ ○ ○ ○ ○ ○

5. Write a problem like question 1 with new numbers or objects. Solve it and show your work.

You can point, speak, draw, or write. Adults can note any help they give.



WORKSHEET OUTPOST | Kindergarten Math

Extra practice: count by tens to 100

OW-K-040 | Five questions

Success criteria
I can count by tens and fill in a missing number.

Name: _____ Date: _____

Read each problem or listen as someone reads it. Show your thinking with objects, pictures, words, or numbers.

1. Count by tens: 10, ____, ____, ____.

2. Count by tens: 30, ____, ____, ____.

3. Count by tens: 50, ____, ____, ____.

4. Count by tens: 70, ____, ____, ____.

5. Write a problem like question 1 with new numbers or objects. Solve it and show your work.

You can point, speak, draw, or write. Adults can note any help they give.



WORKSHEET OUTPOST | Kindergarten Math

Extra practice: count in new arrangements

OW-K-041 | Five questions

Success criteria
I can count each object once and tell how many there are.

Name: _____ Date: _____

Read each problem or listen as someone reads it. Show your thinking with objects, pictures, words, or numbers.

1. Count the dots. Write the number.

○

2. Count the dots. Write the number.

○ ○

3. Count the dots. Write the number.

○ ○ ○

4. Count the dots. Write the number.

○ ○

5. Write a problem like question 1 with new numbers or objects. Solve it and show your work.

You can point, speak, draw, or write. Adults can note any help they give.



WORKSHEET OUTPOST | Kindergarten Math

Extra practice: count mixed groups

OW-K-042 | Five questions

Success criteria
I can count each object once and tell how many there are.

Name: _____ Date: _____

Read each problem or listen as someone reads it. Show your thinking with objects, pictures, words, or numbers.

1. Count the dots. Write the number.



2. Count the dots. Write the number.



3. Count the dots. Write the number.



4. Count the dots. Write the number.



5. Write a problem like question 1 with new numbers or objects. Solve it and show your work.

You can point, speak, draw, or write. Adults can note any help they give.



WORKSHEET OUTPOST | Kindergarten Math

Extra practice: count on and explain

Success criteria
I can start at a number and count on from there.

OW-K-043 | Five questions

Name: _____ Date: _____

Read each problem or listen as someone reads it. Show your thinking with objects, pictures, words, or numbers.

1. Count on: 11, ____, ____, ____.

2. Count on: 14, ____, ____, ____.

3. Count on: 16, ____, ____, ____.

4. Count on: 17, ____, ____, ____.

5. Write a problem like question 1 with new numbers or objects. Solve it and show your work.

You can point, speak, draw, or write. Adults can note any help they give.



WORKSHEET OUTPOST | Kindergarten Math

Extra practice: count on to 100

OW-K-044 | Five questions

Success criteria
I can count in order and tell which number comes next.

Name: _____ Date: _____

Read each problem or listen as someone reads it. Show your thinking with objects, pictures, words, or numbers.

1. Count by ones: 58, ____, ____, ____.

2. Count by ones: 69, ____, ____, ____.

3. Count by ones: 87, ____, ____, ____.

4. Count by ones: 97, ____, ____, ____.

5. Write a problem like question 1 with new numbers or objects. Solve it and show your work.

You can point, speak, draw, or write. Adults can note any help they give.



WORKSHEET OUTPOST | Kindergarten Math

Extra practice: count small groups

OW-K-045 | Five questions

Success criteria
I can touch each dot once and tell how many there are.

Name: _____ Date: _____

Read each problem or listen as someone reads it. Show your thinking with objects, pictures, words, or numbers.

1. Count the dots. Write the number.

○

2. Count the dots. Write the number.

○ ○

3. Count the dots. Write the number.

○ ○ ○

4. Count the dots. Write the number.

○ ○

5. Write a problem like question 1 with new numbers or objects. Solve it and show your work.

You can point, speak, draw, or write. Adults can note any help they give.



WORKSHEET OUTPOST | Kindergarten Math

Extra practice: count to 30

Success criteria
I can count in order and tell which number comes next.

OW-K-046 | Five questions

Name: _____ Date: _____

Read each problem or listen as someone reads it. Show your thinking with objects, pictures, words, or numbers.

1. Count by ones: 8, ____, ____, ____.

2. Count by ones: 17, ____, ____, ____.

3. Count by ones: 24, ____, ____, ____.

4. Count by ones: 27, ____, ____, ____.

5. Write a problem like question 1 with new numbers or objects. Solve it and show your work.

You can point, speak, draw, or write. Adults can note any help they give.



WORKSHEET OUTPOST | Kindergarten Math

Extra practice: count to 50

Success criteria
I can count in order and tell which number comes next.

OW-K-047 | Five questions

Name: _____ Date: _____

Read each problem or listen as someone reads it. Show your thinking with objects, pictures, words, or numbers.

1. Count by ones: 29, ____, ____, ____.

2. Count by ones: 36, ____, ____, ____.

3. Count by ones: 39, ____, ____, ____.

4. Count by ones: 47, ____, ____, ____.

5. Write a problem like question 1 with new numbers or objects. Solve it and show your work.

You can point, speak, draw, or write. Adults can note any help they give.



WORKSHEET OUTPOST | Kindergarten Math

Extra practice: explain comparisons

OW-K-048 | Five questions

Success criteria

I can tell which group has more, which has fewer, or if they are equal.

Name: _____ Date: _____

Read each problem or listen as someone reads it. Show your thinking with objects, pictures, words, or numbers.

1. Draw 6 dots in A and 8 dots in B. Does A have more, does B have more, or are they equal? How do you know?

2. Draw 9 dots in A and 7 dots in B. Does A have more, does B have more, or are they equal? How do you know?

3. Draw 0 dots in A and 0 dots in B. Does A have more, does B have more, or are they equal? How do you know?

4. Draw 8 dots in A and 10 dots in B. Does A have more, does B have more, or are they equal? How do you know?

5. Write a problem like question 1 with new numbers or objects. Solve it and show your work.

You can point, speak, draw, or write. Adults can note any help they give.



WORKSHEET OUTPOST | Kindergarten Math

Extra practice: find and explain patterns

OW-K-049 | Five questions

Success criteria
I can start at a number and count on from there.

Name: _____ Date: _____

Read each problem or listen as someone reads it. Show your thinking with objects, pictures, words, or numbers.

1. Fill in: 28, 29, ___, 31. What changed after 29?

2. Fill in: 48, 49, ___, 51.

3. Count by tens: 60, 70, ___, 90, ___.

4. Sam counts 96, 97, 99, 100. What number is missing?

5. Write a problem like question 1 with new numbers or objects. Solve it and show your work.

You can point, speak, draw, or write. Adults can note any help they give.



WORKSHEET OUTPOST | Kindergarten Math

Extra practice: find the greater group

OW-K-050 | Five questions

Success criteria
I can tell which group has more, which has fewer, or if they are equal.

Name: _____ Date: _____

Read each problem or listen as someone reads it. Show your thinking with objects, pictures, words, or numbers.

1. Which group has more dots? Write A, B, or "equal" if the groups match.

A ○ ○

B ○ ○ ○

2. Which group has more dots? Write A, B, or "equal" if the groups match.

A ○ ○ ○ ○

B ○ ○

3. Which group has more dots? Write A, B, or "equal" if the groups match.

A ○

B ○

4. Which group has more dots? Write A, B, or "equal" if the groups match.

A ○ ○ ○

B ○ ○ ○ ○

5. Write a problem like question 1 with new numbers or objects. Solve it and show your work.

You can point, speak, draw, or write. Adults can note any help they give.



WORKSHEET OUTPOST | Kindergarten Math

Extra practice: find the smaller group

OW-K-051 | Five questions

Success criteria
I can tell which group has more, which has fewer, or if they are equal.

Name: _____ Date: _____

Read each problem or listen as someone reads it. Show your thinking with objects, pictures, words, or numbers.

1. Which group has fewer dots? Write A, B, or "equal" if the groups match.

A ○ ○

B ○ ○ ○

2. Which group has fewer dots? Write A, B, or "equal" if the groups match.

A ○ ○ ○ ○

B ○ ○

3. Which group has fewer dots? Write A, B, or "equal" if the groups match.

A ○

B ○

4. Which group has fewer dots? Write A, B, or "equal" if the groups match.

A ○ ○ ○

B ○ ○ ○ ○

5. Write a problem like question 1 with new numbers or objects. Solve it and show your work.

You can point, speak, draw, or write. Adults can note any help they give.



WORKSHEET OUTPOST | Kindergarten Math

Extra practice: make and write 10

OW-K-052 | Five questions

Success criteria
I can write the number that shows how many objects I counted.

Name: _____ Date: _____

Read each problem or listen as someone reads it. Show your thinking with objects, pictures, words, or numbers.

1. Write 10. Draw 10 dots in the frame.



2. Write 10. Draw 10 dots in the frame.



3. Write 10. Draw 10 dots in the frame.



4. Write 10. Draw 10 dots in the frame.



5. Write a problem like question 1 with new numbers or objects. Solve it and show your work.

You can point, speak, draw, or write. Adults can note any help they give.



WORKSHEET OUTPOST | Kindergarten Math

Extra practice: make and write 4 and 5

OW-K-053 | Five questions

Success criteria
I can write the number that shows how many objects I counted.

Name: _____ Date: _____

Read each problem or listen as someone reads it. Show your thinking with objects, pictures, words, or numbers.

1. Write 4. Draw 4 circles.

2. Write 5. Draw 5 circles.

3. Write 4. Draw 4 circles.

4. Write 5. Draw 5 circles.

5. Write a problem like question 1 with new numbers or objects. Solve it and show your work.

You can point, speak, draw, or write. Adults can note any help they give.



WORKSHEET OUTPOST | Kindergarten Math

Extra practice: match and compare

OW-K-054 | Five questions

Success criteria
I can tell which group has more, which has fewer, or if they are equal.

Name: _____ Date: _____

Read each problem or listen as someone reads it. Show your thinking with objects, pictures, words, or numbers.

1. Match dots across the rows. Are the groups equal?

A ○ ○ ○ ○ ○ ○

B ○ ○ ○ ○ ○ ○

2. Match dots across the rows. Are the groups equal?

A ○ ○ ○ ○ ○ ○ ○ ○ ○ ○

B ○ ○ ○ ○ ○ ○ ○ ○

3. Match dots across the rows. Are the groups equal?

A

B

4. Match dots across the rows. Are the groups equal?

A ○ ○ ○ ○ ○ ○ ○ ○

B ○ ○ ○ ○ ○ ○ ○

5. Write a problem like question 1 with new numbers or objects. Solve it and show your work.

You can point, speak, draw, or write. Adults can note any help they give.



WORKSHEET OUTPOST | Kindergarten Math

Extra practice: match equal groups

OW-K-055 | Five questions

Success criteria
I can tell which group has more, which has fewer, or if they are equal.

Name: _____ Date: _____

Read each problem or listen as someone reads it. Show your thinking with objects, pictures, words, or numbers.

1. Match dots across the rows. Are the groups equal?

A ○ ○

B ○ ○

2. Match dots across the rows. Are the groups equal?

A ○ ○ ○ ○

B ○ ○ ○

3. Match dots across the rows. Are the groups equal?

A ○

B ○

4. Match dots across the rows. Are the groups equal?

A ○ ○ ○

B ○ ○

5. Write a problem like question 1 with new numbers or objects. Solve it and show your work.

You can point, speak, draw, or write. Adults can note any help they give.



WORKSHEET OUTPOST | Kindergarten Math

Extra practice: model and explain

OW-K-056 | Five questions

Success criteria

I can tell which group has more, which has fewer, or if they are equal.

Name: _____ Date: _____

Read each problem or listen as someone reads it. Show your thinking with objects, pictures, words, or numbers.

1. Draw 2 dots in A and 3 dots in B. Does A have more, does B have more, or are they equal? How do you know?

2. Draw 4 dots in A and 2 dots in B. Does A have more, does B have more, or are they equal? How do you know?

3. Draw 1 dot in A and 1 dot in B. Does A have more, does B have more, or are they equal? How do you know?

4. Draw 3 dots in A and 4 dots in B. Does A have more, does B have more, or are they equal? How do you know?

5. Write a problem like question 1 with new numbers or objects. Solve it and show your work.

You can point, speak, draw, or write. Adults can note any help they give.



WORKSHEET OUTPOST | Kindergarten Math

Extra practice: more, fewer, or equal

OW-K-057 | Five questions

Success criteria

I can compare two numbers and tell which is greater.

Name: _____ Date: _____

Read each problem or listen as someone reads it. Show your thinking with objects, pictures, words, or numbers.

1. One group has 6 dots. Another has 8. Does the first group have more dots, fewer dots, or the same number?

2. One group has 9 dots. Another has 7. Does the first group have more dots, fewer dots, or the same number?

3. One group has 0 dots. Another has 0. Does the first group have more dots, fewer dots, or the same number?

4. One group has 8 dots. Another has 10. Does the first group have more dots, fewer dots, or the same number?

5. Write a problem like question 1 with new numbers or objects. Solve it and show your work.

You can point, speak, draw, or write. Adults can note any help they give.



WORKSHEET OUTPOST | Kindergarten Math

Extra practice: show what you know

OW-K-058 | Five questions

Success criteria
I can count each object once and tell how many there are.

Name: _____ Date: _____

Read each problem or listen as someone reads it. Show your thinking with objects, pictures, words, or numbers.

1. Draw a group of 2. Draw a group of 5.

2. Write the missing number: 0, 1, __, 3, 4, 5

3. The plate is empty. How many crackers are on it?

4. Lee counts 4 dots. Is Lee right? Tell why.



5. Write a problem like question 1 with new numbers or objects. Solve it and show your work.

You can point, speak, draw, or write. Adults can note any help they give.



WORKSHEET OUTPOST | Kindergarten Math

Extra practice: use a ten-frame

OW-K-059 | Five questions

Success criteria
I can count each object once and tell how many there are.

Name: _____ Date: _____

Read each problem or listen as someone reads it. Show your thinking with objects, pictures, words, or numbers.

1. How many dots do you see? How many spaces are empty?

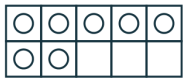

2. How many dots do you see? How many spaces are empty?

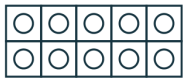

3. How many dots do you see? How many spaces are empty?

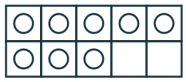

4. How many dots do you see? How many spaces are empty?

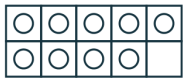

5. Write a problem like question 1 with new numbers or objects. Solve it and show your work.

You can point, speak, draw, or write. Adults can note any help they give.



WORKSHEET OUTPOST | Kindergarten Math

Extra practice: zero and numbers to 5

OW-K-060 | Five questions

Success criteria
I can count each object once and tell how many there are.

Name: _____ Date: _____

Read each problem or listen as someone reads it. Show your thinking with objects, pictures, words, or numbers.

1. How many dots are inside the box? Write the number.

2. How many dots are inside the box? Write the number.

○ ○ ○

3. How many dots are inside the box? Write the number.

4. How many dots are inside the box? Write the number.

○ ○ ○ ○ ○

5. Write a problem like question 1 with new numbers or objects. Solve it and show your work.

You can point, speak, draw, or write. Adults can note any help they give.



WORKSHEET OUTPOST | Kindergarten Math

Find a pattern in small sets

OW-K-061 | Five questions

Success criteria
I can count each object once and tell how many there are.

Name: _____ Date: _____

Read each problem or listen as someone reads it. Show your thinking with objects, pictures, words, or numbers.

1. How many dots do you see? How many spaces are empty?

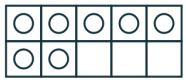

2. How many dots do you see? How many spaces are empty?

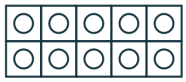

3. How many dots do you see? How many spaces are empty?

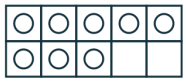

4. How many dots do you see? How many spaces are empty?

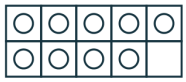

5. Write a problem like question 1 with new numbers or objects. Solve it and show your work.

You can point, speak, draw, or write. Adults can note any help they give.



WORKSHEET OUTPOST | Kindergarten Math

Four and five in different layouts

OW-K-062 | Five questions

Success criteria
I can count each object once and tell how many there are.

Name: _____ Date: _____

Read each problem or listen as someone reads it. Show your thinking with objects, pictures, words, or numbers.

1. Count the objects. Write how many you see.

○ ○ ○ ○

2. Count the objects. Write how many you see.

○ ○ ○ ○ ○

3. Count the objects. Write how many you see.

○ ○ ○ ○ ○

4. Count the objects. Write how many you see.

○ ○ ○ ○

5. Write a problem like question 1 with new numbers or objects. Solve it and show your work.

You can point, speak, draw, or write. Adults can note any help they give.



WORKSHEET OUTPOST | Kindergarten Math

Match a count to a collection

OW-K-063 | Five questions

Success criteria
I can count each object once and tell how many there are.

Name: _____ Date: _____

Read each problem or listen as someone reads it. Show your thinking with objects, pictures, words, or numbers.

1. Count the dots. Write how many you see.

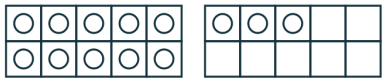

2. Count the dots. Write how many you see.

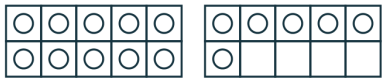

3. Count the dots. Write how many you see.

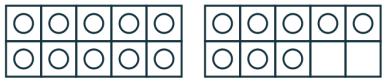

4. Count the dots. Write how many you see.

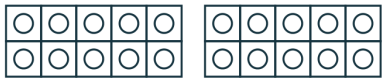

5. Write a problem like question 1 with new numbers or objects. Solve it and show your work.

You can point, speak, draw, or write. Adults can note any help they give.



WORKSHEET OUTPOST | Kindergarten Math

Matching small sets

OW-K-064 | Five questions

Success criteria

I can match or count the objects to show which group has more, fewer, or the same number.

Name: _____ Date: _____

Read each problem or listen as someone reads it. Show your thinking with objects, pictures, words, or numbers.

1. Match dots across the rows. Are the groups equal?

A ○ ○

B ○ ○

2. Match dots across the rows. Are the groups equal?

A ○ ○ ○ ○

B ○ ○ ○

3. Match dots across the rows. Are the groups equal?

A ○

B ○

4. Match dots across the rows. Are the groups equal?

A ○ ○ ○

B ○ ○

5. Write a problem like question 1 with new numbers or objects. Solve it and show your work.

You can point, speak, draw, or write. Adults can note any help they give.



WORKSHEET OUTPOST | Kindergarten Math

Number patterns through thirty

OW-K-065 | Five questions

Success criteria
I can count in order and tell which number comes next.

Name: _____ Date: _____

Read each problem or listen as someone reads it. Show your thinking with objects, pictures, words, or numbers.

1. Count by ones: 8, ____, ____, ____.

2. Count by ones: 17, ____, ____, ____.

3. Count by ones: 24, ____, ____, ____.

4. Count by ones: 27, ____, ____, ____.

5. Write a problem like question 1 with new numbers or objects. Solve it and show your work.

You can point, speak, draw, or write. Adults can note any help they give.



WORKSHEET OUTPOST | Kindergarten Math

Numeral practice: eight and nine

OW-K-066 | Five questions

Success criteria
I can write the number and show a group that matches it.

Name: _____ Date: _____

Read each problem or listen as someone reads it. Show your thinking with objects, pictures, words, or numbers.

1. Read 8. Write it and draw that many dots.

2. Read 9. Write it and draw that many dots.

3. Read 9. Write it and draw that many dots.

4. Read 8. Write it and draw that many dots.

5. Write a problem like question 1 with new numbers or objects. Solve it and show your work.

You can point, speak, draw, or write. Adults can note any help they give.



WORKSHEET OUTPOST | Kindergarten Math

Numeral practice: eighteen through twenty

OW-K-067 | Five questions

Success criteria
I can write the number and show a group that matches it.

Name: _____ Date: _____

Read each problem or listen as someone reads it. Show your thinking with objects, pictures, words, or numbers.

1. Count the dots. Write the number. A full ten-frame holds 10 dots.

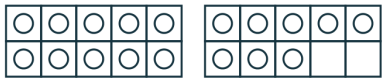

2. Count the dots. Write the number. A full ten-frame holds 10 dots.

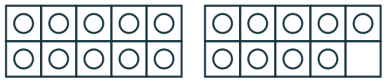

3. Count the dots. Write the number. A full ten-frame holds 10 dots.

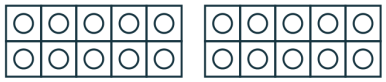

4. Count the dots. Write the number. A full ten-frame holds 10 dots.

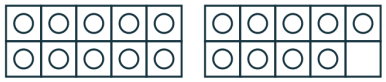

5. Write a problem like question 1 with new numbers or objects. Solve it and show your work.

You can point, speak, draw, or write. Adults can note any help they give.



WORKSHEET OUTPOST | Kindergarten Math

Numeral practice: eleven and twelve

OW-K-068 | Five questions

Success criteria
I can write the number and show a group that matches it.

Name: _____ Date: _____

Read each problem or listen as someone reads it. Show your thinking with objects, pictures, words, or numbers.

1. Count the dots. Write the number. A full ten-frame holds 10 dots.

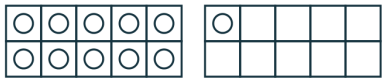

2. Count the dots. Write the number. A full ten-frame holds 10 dots.

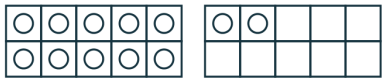

3. Count the dots. Write the number. A full ten-frame holds 10 dots.

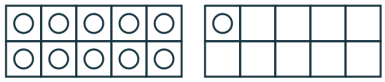

4. Count the dots. Write the number. A full ten-frame holds 10 dots.

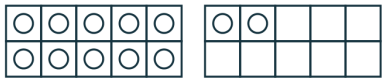

5. Write a problem like question 1 with new numbers or objects. Solve it and show your work.

You can point, speak, draw, or write. Adults can note any help they give.



WORKSHEET OUTPOST | Kindergarten Math

Numeral practice: four and five

OW-K-069 | Five questions

Success criteria
I can write the number and show a group that matches it.

Name: _____ Date: _____

Read each problem or listen as someone reads it. Show your thinking with objects, pictures, words, or numbers.

1. Write 4. Draw 4 circles.

2. Write 5. Draw 5 circles.

3. Write 4. Draw 4 circles.

4. Write 5. Draw 5 circles.

5. Write a problem like question 1 with new numbers or objects. Solve it and show your work.

You can point, speak, draw, or write. Adults can note any help they give.



WORKSHEET OUTPOST | Kindergarten Math

Numeral practice: one to three

OW-K-070 | Five questions

Success criteria
I can write the number and show a group that matches it.



Name: _____ Date: _____

Read each problem or listen as someone reads it. Show your thinking with objects, pictures, words, or numbers.

1. Look at 1. Say it, write it, and draw that many dots.

2. Look at 2. Say it, write it, and draw that many dots.

3. Look at 3. Say it, write it, and draw that many dots.

4. Look at 2. Say it, write it, and draw that many dots.

5. Write a problem like question 1 with new numbers or objects. Solve it and show your work.

You can point, speak, draw, or write. Adults can note any help they give.



WORKSHEET OUTPOST | Kindergarten Math

Numeral practice: six and seven

OW-K-071 | Five questions

Success criteria
I can write the number and show a group that matches it.



Name: _____ Date: _____

Read each problem or listen as someone reads it. Show your thinking with objects, pictures, words, or numbers.

1. Read 6. Write it and draw that many dots.

2. Read 7. Write it and draw that many dots.

3. Read 7. Write it and draw that many dots.

4. Read 6. Write it and draw that many dots.

5. Write a problem like question 1 with new numbers or objects. Solve it and show your work.

You can point, speak, draw, or write. Adults can note any help they give.



WORKSHEET OUTPOST | Kindergarten Math

Numeral practice: sixteen and seventeen

OW-K-072 | Five questions

Success criteria
I can write the number and show a group that matches it.

Name: _____ Date: _____

Read each problem or listen as someone reads it. Show your thinking with objects, pictures, words, or numbers.

1. Count the dots. Write the number. A full ten-frame holds 10 dots.

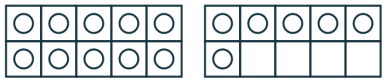

2. Count the dots. Write the number. A full ten-frame holds 10 dots.

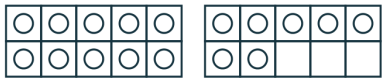

3. Count the dots. Write the number. A full ten-frame holds 10 dots.

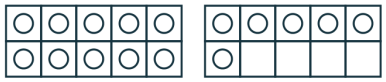

4. Count the dots. Write the number. A full ten-frame holds 10 dots.

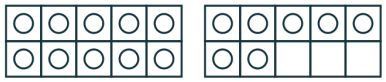

5. Write a problem like question 1 with new numbers or objects. Solve it and show your work.

You can point, speak, draw, or write. Adults can note any help they give.



WORKSHEET OUTPOST | Kindergarten Math

Numeral practice: thirteen through fifteen

OW-K-073 | Five questions

Success criteria
I can write the number and show a group that matches it.

Name: _____ Date: _____

Read each problem or listen as someone reads it. Show your thinking with objects, pictures, words, or numbers.

1. Count the dots. Write the number. A full ten-frame holds 10 dots.

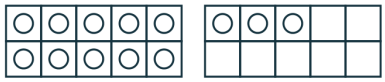

2. Count the dots. Write the number. A full ten-frame holds 10 dots.

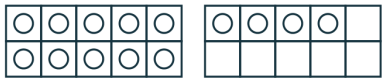

3. Count the dots. Write the number. A full ten-frame holds 10 dots.

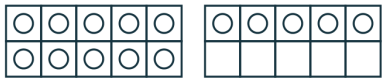

4. Count the dots. Write the number. A full ten-frame holds 10 dots.

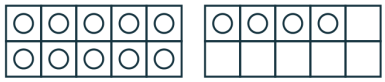

5. Write a problem like question 1 with new numbers or objects. Solve it and show your work.

You can point, speak, draw, or write. Adults can note any help they give.



WORKSHEET OUTPOST | Kindergarten Math

Count by ones to 100

Success criteria
I can count by ones to 100.

OW-K-074 | Five questions

Name: _____ Date: _____

Read each problem or listen as someone reads it. Show your thinking with objects, pictures, words, or numbers.

1. Count by ones: 58, ____, ____, ____.

2. Count by ones: 69, ____, ____, ____.

3. Count by ones: 87, ____, ____, ____.

4. Count by ones: 97, ____, ____, ____.

5. Write a problem like question 1 with new numbers or objects. Solve it and show your work.

You can point, speak, draw, or write. Adults can note any help they give.



WORKSHEET OUTPOST | Kindergarten Math

Ones and tens through fifty

OW-K-075 | Five questions

Success criteria
I can count in order and tell which number comes next.

Name: _____ Date: _____

Read each problem or listen as someone reads it. Show your thinking with objects, pictures, words, or numbers.

1. Count by ones: 29, ___, ___, ___.

2. Count by tens: 10, ___, ___, ___, 50.

3. Count by ones: 47, ___, ___, ___.

4. Count by tens: 20, ___, ___, ___.

5. Write a problem like question 1 with new numbers or objects. Solve it and show your work.

You can point, speak, draw, or write. Adults can note any help they give.



WORKSHEET OUTPOST | Kindergarten Math

Pair objects to compare sets

OW-K-076 | Five questions

Success criteria

I can match or count the objects to show which group has more, fewer, or the same number.

Name: _____ Date: _____

Read each problem or listen as someone reads it. Show your thinking with objects, pictures, words, or numbers.

1. Match dots across the rows. Are the groups equal?

A ○ ○ ○ ○ ○ ○

B ○ ○ ○ ○ ○ ○

2. Match dots across the rows. Are the groups equal?

A ○ ○ ○ ○ ○ ○ ○ ○ ○ ○

B ○ ○ ○ ○ ○ ○ ○ ○

3. Match dots across the rows. Are the groups equal?

A

B

4. Match dots across the rows. Are the groups equal?

A ○ ○ ○ ○ ○ ○ ○ ○

B ○ ○ ○ ○ ○ ○ ○

5. Write a problem like question 1 with new numbers or objects. Solve it and show your work.

You can point, speak, draw, or write. Adults can note any help they give.



WORKSHEET OUTPOST | Kindergarten Math

Small sets in different layouts

OW-K-077 | Five questions

Success criteria
I can count each object once and tell how many there are.

Name: _____ Date: _____

Read each problem or listen as someone reads it. Show your thinking with objects, pictures, words, or numbers.

1. Count the dots. Write the number.

○

2. Count the dots. Write the number.

○ ○

3. Count the dots. Write the number.

○ ○ ○

4. Count the dots. Write the number.

○ ○

5. Write a problem like question 1 with new numbers or objects. Solve it and show your work.

You can point, speak, draw, or write. Adults can note any help they give.



WORKSHEET OUTPOST | Kindergarten Math

Count small groups

Success criteria
I can touch each dot once and tell how many there are.

OW-K-078 | Five questions

Name: _____ Date: _____

Read each problem or listen as someone reads it. Show your thinking with objects, pictures, words, or numbers.

1. Draw a group of 2. Draw a group of 5.

2. Write the missing number: 0, 1, __, 3, 4, 5

3. The plate is empty. How many crackers are on it?

4. Lee counts 4 dots. Is Lee right? Tell why.



5. Write a problem like question 1 with new numbers or objects. Solve it and show your work.

You can point, speak, draw, or write. Adults can note any help they give.



WORKSHEET OUTPOST | Kindergarten Math

Count by tens to 100

Success criteria
I can count by tens to 100.

OW-K-079 | Five questions

Name: _____ Date: _____

Read each problem or listen as someone reads it. Show your thinking with objects, pictures, words, or numbers.

1. Count by tens: 10, ____, ____, ____.

2. Count by tens: 30, ____, ____, ____.

3. Count by tens: 50, ____, ____, ____.

4. Count by tens: 70, ____, ____, ____.

5. Write a problem like question 1 with new numbers or objects. Solve it and show your work.

You can point, speak, draw, or write. Adults can note any help they give.



WORKSHEET OUTPOST | Kindergarten Math

Which small set has fewer?

OW-K-080 | Five questions

Success criteria

I can match or count the objects to show which group has more, fewer, or the same number.

Name: _____ Date: _____

Read each problem or listen as someone reads it. Show your thinking with objects, pictures, words, or numbers.

1. Which group has fewer dots? Write A, B, or "equal" if the groups match.

A ○ ○

B ○ ○ ○

2. Which group has fewer dots? Write A, B, or "equal" if the groups match.

A ○ ○ ○ ○

B ○ ○

3. Which group has fewer dots? Write A, B, or "equal" if the groups match.

A ○

B ○

4. Which group has fewer dots? Write A, B, or "equal" if the groups match.

A ○ ○ ○

B ○ ○ ○ ○

5. Write a problem like question 1 with new numbers or objects. Solve it and show your work.

You can point, speak, draw, or write. Adults can note any help they give.



WORKSHEET OUTPOST | Kindergarten Math

Which small set has more?

OW-K-081 | Five questions

Success criteria

I can match or count the objects to show which group has more, fewer, or the same number.

Name: _____ Date: _____

Read each problem or listen as someone reads it. Show your thinking with objects, pictures, words, or numbers.

1. Which group has more dots? Write A, B, or "equal" if the groups match.

A ○ ○

B ○ ○ ○

2. Which group has more dots? Write A, B, or "equal" if the groups match.

A ○ ○ ○ ○

B ○ ○

3. Which group has more dots? Write A, B, or "equal" if the groups match.

A ○

B ○

4. Which group has more dots? Write A, B, or "equal" if the groups match.

A ○ ○ ○

B ○ ○ ○ ○

5. Write a problem like question 1 with new numbers or objects. Solve it and show your work.

You can point, speak, draw, or write. Adults can note any help they give.



WORKSHEET OUTPOST | Kindergarten Math

Writing and showing ten

OW-K-082 | Five questions

Success criteria
I can write the number that shows how many objects I counted.

Name: _____ Date: _____

Read each problem or listen as someone reads it. Show your thinking with objects, pictures, words, or numbers.

1. Write 10. Draw 10 dots in the frame.



2. Write 10. Draw 10 dots in the frame.



3. Write 10. Draw 10 dots in the frame.



4. Write 10. Draw 10 dots in the frame.



5. Write a problem like question 1 with new numbers or objects. Solve it and show your work.

You can point, speak, draw, or write. Adults can note any help they give.



WORKSHEET OUTPOST | Kindergarten Math

Writing zero

OW-K-083 | Five questions

Success criteria

I can write the number and show a group that matches it.

Name: _____ Date: _____

Read each problem or listen as someone reads it. Show your thinking with objects, pictures, words, or numbers.

1. Write 0. Draw an empty plate.

2. Write the number for no apples.

3. Draw a box with zero dots inside.

4. Read: 0, 1, 2. Circle the number that means none.

5. Write a problem like question 1 with new numbers or objects. Solve it and show your work.

You can point, speak, draw, or write. Adults can note any help they give.