

WORKSHEET OUTPOST | Kindergarten Math

Build eleven through thirteen

OW-K-119 | Five questions

Success criteria
I can show a teen number as one ten and some extra ones.

Name: _____ Date: _____

Read each problem or listen as someone reads it. Show your thinking with objects, pictures, words, or numbers.

1. Write the number. Complete: 10 + ____ = ____.

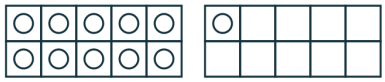

2. Write the number. Complete: 10 + ____ = ____.

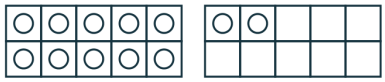

3. Write the number. Complete: 10 + ____ = ____.

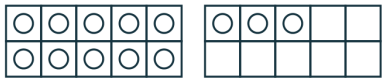

4. Write the number. Complete: 10 + ____ = ____.

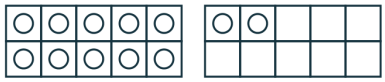

5. Write a problem like question 1 with new numbers or objects. Solve it and show your work.

You can point, speak, draw, or write. Adults can note any help they give.



WORKSHEET OUTPOST | Kindergarten Math

Build fourteen through sixteen

OW-K-120 | Five questions

Success criteria

I can show a teen number as one ten and some extra ones.

Name: _____ Date: _____

Read each problem or listen as someone reads it. Show your thinking with objects, pictures, words, or numbers.

1. Write the number. Complete: 10 + ____ = ____.

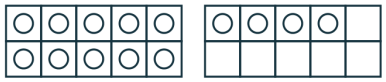

2. Write the number. Complete: 10 + ____ = ____.

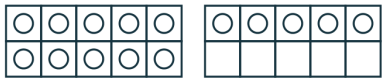

3. Write the number. Complete: 10 + ____ = ____.

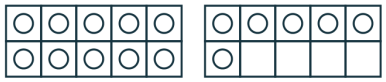

4. Write the number. Complete: 10 + ____ = ____.

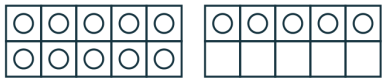

5. Write a problem like question 1 with new numbers or objects. Solve it and show your work.

You can point, speak, draw, or write. Adults can note any help they give.



WORKSHEET OUTPOST | Kindergarten Math

Build seventeen through nineteen

OW-K-121 | Five questions

Success criteria

I can show a teen number as one ten and some extra ones.

Name: _____ Date: _____

Read each problem or listen as someone reads it. Show your thinking with objects, pictures, words, or numbers.

1. Write the number. Complete: 10 + ____ = ____.

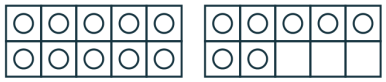

2. Write the number. Complete: 10 + ____ = ____.

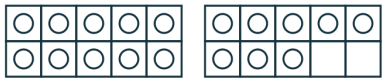

3. Write the number. Complete: 10 + ____ = ____.

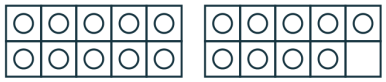

4. Write the number. Complete: 10 + ____ = ____.

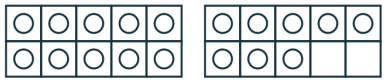

5. Write a problem like question 1 with new numbers or objects. Solve it and show your work.

You can point, speak, draw, or write. Adults can note any help they give.



WORKSHEET OUTPOST | Kindergarten Math

Extra practice: break apart teen numbers

OW-K-122 | Five questions

Success criteria
I can show a teen number as one ten and some extra ones.

Name: _____ Date: _____

Read each problem or listen as someone reads it. Show your thinking with objects, pictures, words, or numbers.

1. 12 = 10 + ____. Draw one group of 10 and the extra ones.

2. 14 = 10 + ____. Draw one group of 10 and the extra ones.

3. 17 = 10 + ____. Draw one group of 10 and the extra ones.

4. 19 = 10 + ____. Draw one group of 10 and the extra ones.

5. Write a problem like question 1 with new numbers or objects. Solve it and show your work.

You can point, speak, draw, or write. Adults can note any help they give.



WORKSHEET OUTPOST | Kindergarten Math

Extra practice: build 11, 12, and 13

OW-K-123 | Five questions

Success criteria

I can show a teen number as one ten and some extra ones.

Name: _____ Date: _____

Read each problem or listen as someone reads it. Show your thinking with objects, pictures, words, or numbers.

1. Write the number. Complete: 10 + ____ = ____.

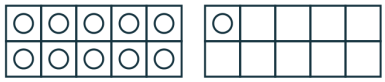

2. Write the number. Complete: 10 + ____ = ____.

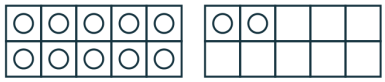

3. Write the number. Complete: 10 + ____ = ____.

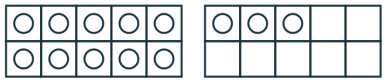

4. Write the number. Complete: 10 + ____ = ____.

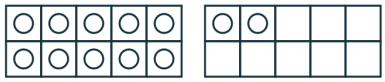

5. Write a problem like question 1 with new numbers or objects. Solve it and show your work.

You can point, speak, draw, or write. Adults can note any help they give.



WORKSHEET OUTPOST | Kindergarten Math

Extra practice: build 14, 15, and 16

OW-K-124 | Five questions

Success criteria
I can show a teen number as one ten and some extra ones.

Name: _____ Date: _____

Read each problem or listen as someone reads it. Show your thinking with objects, pictures, words, or numbers.

1. Write the number. Complete: 10 + ____ = ____.

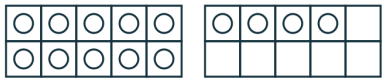

2. Write the number. Complete: 10 + ____ = ____.

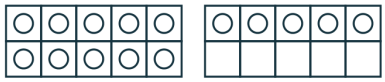

3. Write the number. Complete: 10 + ____ = ____.

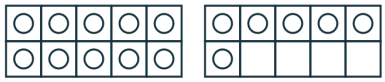

4. Write the number. Complete: 10 + ____ = ____.

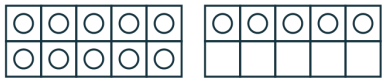

5. Write a problem like question 1 with new numbers or objects. Solve it and show your work.

You can point, speak, draw, or write. Adults can note any help they give.



WORKSHEET OUTPOST | Kindergarten Math

Extra practice: build 17, 18, and 19

OW-K-125 | Five questions

Success criteria

I can show a teen number as one ten and some extra ones.

Name: _____ Date: _____

Read each problem or listen as someone reads it. Show your thinking with objects, pictures, words, or numbers.

1. Write the number. Complete: 10 + ____ = ____.

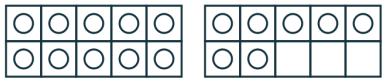

2. Write the number. Complete: 10 + ____ = ____.

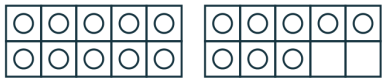

3. Write the number. Complete: 10 + ____ = ____.

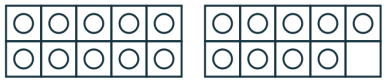

4. Write the number. Complete: 10 + ____ = ____.

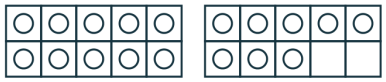

5. Write a problem like question 1 with new numbers or objects. Solve it and show your work.

You can point, speak, draw, or write. Adults can note any help they give.



WORKSHEET OUTPOST | Kindergarten Math

Extra practice: explain tens and extra ones

OW-K-126 | Five questions

Success criteria
I can show a teen number as one ten and some extra ones.

Name: _____ Date: _____

Read each problem or listen as someone reads it. Show your thinking with objects, pictures, words, or numbers.

1. Max says 12 is 10 and 3 more. Is Max right? Explain.

2. Max says 14 is 10 and 5 more. Is Max right? Explain.

3. Max says 17 is 10 and 8 more. Is Max right? Explain.

4. Max says 19 is 10 and 10 more. Is Max right? Explain.

5. Write a problem like question 1 with new numbers or objects. Solve it and show your work.

You can point, speak, draw, or write. Adults can note any help they give.



WORKSHEET OUTPOST | Kindergarten Math

Find the ten inside a teen number

OW-K-127 | Five questions

Success criteria
I can show a teen number as one ten and some extra ones.

Name: _____ Date: _____

Read each problem or listen as someone reads it. Show your thinking with objects, pictures, words, or numbers.

1. Max says 12 is 10 and 3 more. Is Max right? Explain.

2. Max says 14 is 10 and 5 more. Is Max right? Explain.

3. Max says 17 is 10 and 8 more. Is Max right? Explain.

4. Max says 19 is 10 and 10 more. Is Max right? Explain.

5. Write a problem like question 1 with new numbers or objects. Solve it and show your work.

You can point, speak, draw, or write. Adults can note any help they give.



WORKSHEET OUTPOST | Kindergarten Math

Split eleven through thirteen

OW-K-128 | Five questions

Success criteria

I can show a teen number as one ten and some extra ones.

Name: _____ Date: _____

Read each problem or listen as someone reads it. Show your thinking with objects, pictures, words, or numbers.

1. 11 = 10 + ___. Draw 10 dots together and the extra ones.

2. 12 = 10 + ___. Draw 10 dots together and the extra ones.

3. 13 = 10 + ___. Draw 10 dots together and the extra ones.

4. 11 = 10 + ___. Draw 10 dots together and the extra ones.

5. Write a problem like question 1 with new numbers or objects. Solve it and show your work.

You can point, speak, draw, or write. Adults can note any help they give.



WORKSHEET OUTPOST | Kindergarten Math

Split fourteen through sixteen

OW-K-129 | Five questions

Success criteria

I can show a teen number as one ten and some extra ones.

Name: _____ Date: _____

Read each problem or listen as someone reads it. Show your thinking with objects, pictures, words, or numbers.

1. 14 = 10 + ___. Draw 10 dots together and the extra ones.

2. 15 = 10 + ___. Draw 10 dots together and the extra ones.

3. 16 = 10 + ___. Draw 10 dots together and the extra ones.

4. 14 = 10 + ___. Draw 10 dots together and the extra ones.

5. Write a problem like question 1 with new numbers or objects. Solve it and show your work.

You can point, speak, draw, or write. Adults can note any help they give.



WORKSHEET OUTPOST | Kindergarten Math

Split seventeen through nineteen

OW-K-130 | Five questions

Success criteria

I can show a teen number as one ten and some extra ones.

Name: _____ Date: _____

Read each problem or listen as someone reads it. Show your thinking with objects, pictures, words, or numbers.

1. 17 = 10 + ___. Draw 10 dots together and the extra ones.

2. 18 = 10 + ___. Draw 10 dots together and the extra ones.

3. 19 = 10 + ___. Draw 10 dots together and the extra ones.

4. 17 = 10 + ___. Draw 10 dots together and the extra ones.

5. Write a problem like question 1 with new numbers or objects. Solve it and show your work.

You can point, speak, draw, or write. Adults can note any help they give.