

WORKSHEET OUTPOST | Kindergarten Math

Build with solid objects

Success criteria
I can build or draw a shape and describe its parts.

OW-K-131 | Five questions

Name: _____ Date: _____

Read each problem or listen as someone reads it. Show your thinking with objects, pictures, words, or numbers.

1. Roll clay into a sphere. Draw it and tell whether it rolls.

2. With an adult, build a cube frame from sticks and clay. Draw it.

3. Make a cylinder from clay. Draw its flat ends.

4. Make a cone from clay. Draw and point to its tip and base.

5. Write a problem like question 1 with new numbers or objects. Solve it and show your work.

You can point, speak, draw, or write. Adults can note any help they give.



WORKSHEET OUTPOST | Kindergarten Math

Combine flat pieces

Success criteria
I can put shapes together to make a new shape.

OW-K-132 | Five questions

Name: _____ Date: _____

Read each problem or listen as someone reads it. Show your thinking with objects, pictures, words, or numbers.

1. Draw a square. Join opposite corners with a line. What two shapes do you see?

2. Draw two equal squares touching side by side. Name the outside shape.

3. Draw a rectangle. Divide it into two smaller rectangles.

4. Draw a large triangle. Draw a line from its top corner to the bottom side. Name the two smaller shapes.

5. Write a problem like question 1 with new numbers or objects. Solve it and show your work.

You can point, speak, draw, or write. Adults can note any help they give.



WORKSHEET OUTPOST | Kindergarten Math

Compare flat-shape features

Success criteria
I can tell how two shapes are alike and different.

OW-K-133 | Five questions

Name: _____ Date: _____

Read each problem or listen as someone reads it. Show your thinking with objects, pictures, words, or numbers.

1. Count the sides and corners. Does turning it change the shape?



2. Count the sides and corners. Does turning it change the shape?



3. Count the sides and corners. Does turning it change the shape?



4. Count the sides and corners. Does turning it change the shape?



5. Draw a shape like one on this page. Name it and describe one thing you notice about it.

You can point, speak, draw, or write. Adults can note any help they give.



WORKSHEET OUTPOST | Kindergarten Math

Compare solid-object features

Success criteria
I can tell how two shapes are alike and different.

OW-K-134 | Five questions

Name: _____ Date: _____

Read each problem or listen as someone reads it. Show your thinking with objects, pictures, words, or numbers.

1. Which can roll in every direction: a sphere or a cube?

2. Which has 6 flat square faces: a cube or a cone?

3. Which has 2 flat circular faces: a cone or a cylinder?

4. Name one way a cube and a cylinder are alike.

5. Write a problem like question 1 with new numbers or objects. Solve it and show your work.

You can point, speak, draw, or write. Adults can note any help they give.



WORKSHEET OUTPOST | Kindergarten Math

Describe a shape clearly

OW-K-135 | Five questions

Success criteria
I can name a shape even when it is turned or a different size.

Name: _____ Date: _____

Read each problem or listen as someone reads it. Show your thinking with objects, pictures, words, or numbers.

1. Name the shape. Explain using its sides or curved edge.



2. Name the shape. Explain using its sides or curved edge.



3. Name the shape. Explain using its sides or curved edge.



4. Name the shape. Explain using its sides or curved edge.



5. Draw a shape like one on this page. Name it and describe one thing you notice about it.

You can point, speak, draw, or write. Adults can note any help they give.



WORKSHEET OUTPOST | Kindergarten Math

Draw and build flat shapes

Success criteria
I can build or draw a shape and describe its parts.

OW-K-136 | Five questions

Name: _____ Date: _____

Read each problem or listen as someone reads it. Show your thinking with objects, pictures, words, or numbers.

1. Build a triangle with sticks or draw it. Count sides and corners.

2. Build a square with sticks or draw it. Count sides and corners.

3. Build a rectangle with sticks or draw it. Count sides and corners.

4. Build a hexagon with sticks or draw it. Count sides and corners.

5. Draw a shape like one on this page. Name it and describe one thing you notice about it.

You can point, speak, draw, or write. Adults can note any help they give.



WORKSHEET OUTPOST | Kindergarten Math

Extra practice: build and explain

OW-K-137 | Five questions

Success criteria
I can build or draw a shape and describe its parts.

Name: _____ Date: _____

Read each problem or listen as someone reads it. Show your thinking with objects, pictures, words, or numbers.

1. Use 3 straight sticks to build a flat shape. Draw and name it.

2. Use 6 straight sticks to build a flat shape with 6 sides. Draw and name it.

3. With an adult, use clay and sticks to build a cube frame. Draw your model.

4. Roll clay into a sphere. Draw it. Can it roll or stack easily?

5. Write a problem like question 1 with new numbers or objects. Solve it and show your work.

You can point, speak, draw, or write. Adults can note any help they give.



WORKSHEET OUTPOST | Kindergarten Math

Extra practice: circles and triangles

OW-K-138 | Five questions

Success criteria
I can name a shape even when it is turned or a different size.

Name: _____ Date: _____

Read each problem or listen as someone reads it. Show your thinking with objects, pictures, words, or numbers.

1. Name the shape. Tell how you know.



2. Name the shape. Tell how you know.



3. Name the shape. Tell how you know.



4. Name the shape. Tell how you know.



5. Write a problem like question 1 with new numbers or objects. Solve it and show your work.

You can point, speak, draw, or write. Adults can note any help they give.



WORKSHEET OUTPOST | Kindergarten Math

Extra practice: compare flat shapes

OW-K-139 | Five questions

Success criteria
I can tell how two shapes are alike and different.

Name: _____ Date: _____

Read each problem or listen as someone reads it. Show your thinking with objects, pictures, words, or numbers.

1. Count the sides and corners. Does turning it change the shape?



2. Count the sides and corners. Does turning it change the shape?



3. Count the sides and corners. Does turning it change the shape?



4. Count the sides and corners. Does turning it change the shape?



5. Draw a shape like one on this page. Name it and describe one thing you notice about it.

You can point, speak, draw, or write. Adults can note any help they give.



WORKSHEET OUTPOST | Kindergarten Math

Extra practice: compare solid shapes

OW-K-140 | Five questions

Success criteria
I can tell how two shapes are alike and different.

Name: _____ Date: _____

Read each problem or listen as someone reads it. Show your thinking with objects, pictures, words, or numbers.

1. Which can roll in every direction: a sphere or a cube?

2. Which has 6 flat square faces: a cube or a cone?

3. Which has 2 flat circular faces: a cone or a cylinder?

4. Name one way a cube and a cylinder are alike.

5. Draw a shape like one on this page. Name it and describe one thing you notice about it.

You can point, speak, draw, or write. Adults can note any help they give.



WORKSHEET OUTPOST | Kindergarten Math

Extra practice: find shapes around you

OW-K-141 | Five questions

Success criteria
I can name a shape and tell where it is.

Name: _____ Date: _____

Read each problem or listen as someone reads it. Show your thinking with objects, pictures, words, or numbers.

1. Which solid shape looks like a ball? Draw or name it.

2. Which solid shape looks like a soup can?

3. Draw a triangle above a circle.

4. Draw a square beside a rectangle that is not a square.

5. Draw a shape like one on this page. Name it and describe one thing you notice about it.

You can point, speak, draw, or write. Adults can note any help they give.



WORKSHEET OUTPOST | Kindergarten Math

Extra practice: flat faces and solid objects

OW-K-142 | Five questions

Success criteria
I can tell how two shapes are alike and different.

Name: _____ Date: _____

Read each problem or listen as someone reads it. Show your thinking with objects, pictures, words, or numbers.

1. A cube has flat faces. What shape is each face?



2. A cylinder has 2 flat faces. What shape are they?



3. Is a circle the same as a sphere? Explain.

4. Name a solid with a circular base and a point.

5. Write a problem like question 1 with new numbers or objects. Solve it and show your work.

You can point, speak, draw, or write. Adults can note any help they give.



WORKSHEET OUTPOST | Kindergarten Math

Extra practice: flat or solid?

Success criteria
I can tell whether a shape is flat or solid.

OW-K-143 | Five questions

Name: _____ Date: _____

Read each problem or listen as someone reads it. Show your thinking with objects, pictures, words, or numbers.

1. Is the shape flat (2-D) or solid (3-D)?



2. Is the shape flat (2-D) or solid (3-D)?



3. Is the shape flat (2-D) or solid (3-D)?



4. Is the shape flat (2-D) or solid (3-D)?



5. Write a problem like question 1 with new numbers or objects. Solve it and show your work.

You can point, speak, draw, or write. Adults can note any help they give.



WORKSHEET OUTPOST | Kindergarten Math

Extra practice: join and split shapes

OW-K-144 | Five questions

Success criteria
I can put shapes together to make a new shape.

Name: _____ Date: _____

Read each problem or listen as someone reads it. Show your thinking with objects, pictures, words, or numbers.

1. Draw a square. Join opposite corners with a line. What two shapes do you see?

2. Draw two equal squares touching side by side. Name the outside shape.

3. Draw a rectangle. Divide it into two smaller rectangles.

4. Draw a large triangle. Draw a line from its top corner to the bottom side. Name the two smaller shapes.

5. Draw a shape like one on this page. Name it and describe one thing you notice about it.

You can point, speak, draw, or write. Adults can note any help they give.



WORKSHEET OUTPOST | Kindergarten Math

Extra practice: name solid shapes

OW-K-145 | Five questions

Success criteria
I can name a shape even when it is turned or a different size.

Name: _____ Date: _____

Read each problem or listen as someone reads it. Show your thinking with objects, pictures, words, or numbers.

1. Name this solid shape.



2. Name this solid shape.



3. Name this solid shape.



4. Name this solid shape.



5. Draw a shape like one on this page. Name it and describe one thing you notice about it.

You can point, speak, draw, or write. Adults can note any help they give.



WORKSHEET OUTPOST | Kindergarten Math

Extra practice: squares, rectangles, and hexagons

OW-K-146 | Five questions

Success criteria

I can name a shape even when it is turned or a different size.

Name: _____ Date: _____

Read each problem or listen as someone reads it. Show your thinking with objects, pictures, words, or numbers.

1. Name the shape. Count its straight sides.



2. Name the shape. Count its straight sides.



3. Name the shape. Count its straight sides.



4. Name the shape. Count its straight sides.



5. Write a problem like question 1 with new numbers or objects. Solve it and show your work.

You can point, speak, draw, or write. Adults can note any help they give.



WORKSHEET OUTPOST | Kindergarten Math

Flat pictures and solid objects

Success criteria
I can tell whether a shape is flat or solid.

OW-K-147 | Five questions

Name: _____ Date: _____

Read each problem or listen as someone reads it. Show your thinking with objects, pictures, words, or numbers.

1. Is the shape flat (2-D) or solid (3-D)?



2. Is the shape flat (2-D) or solid (3-D)?



3. Is the shape flat (2-D) or solid (3-D)?



4. Is the shape flat (2-D) or solid (3-D)?



5. Write a problem like question 1 with new numbers or objects. Solve it and show your work.

You can point, speak, draw, or write. Adults can note any help they give.



WORKSHEET OUTPOST | Kindergarten Math

Four-sided shapes

OW-K-148 | Five questions

Success criteria

I can name a shape even when it is turned or a different size.

Name: _____ Date: _____

Read each problem or listen as someone reads it. Show your thinking with objects, pictures, words, or numbers.

1. Name this shape. Count its sides. A square is a special rectangle.



2. Name this shape. Count its sides. A square is a special rectangle.



3. Name this shape. Count its sides. A square is a special rectangle.



4. Name this shape. Count its sides. A square is a special rectangle.



5. Draw a shape like one on this page. Name it and describe one thing you notice about it.

You can point, speak, draw, or write. Adults can note any help they give.



WORKSHEET OUTPOST | Kindergarten Math

Naming solid objects

OW-K-149 | Five questions

Success criteria

I can name a shape even when it is turned or a different size.

Name: _____ Date: _____

Read each problem or listen as someone reads it. Show your thinking with objects, pictures, words, or numbers.

1. Name this solid shape.



2. Name this solid shape.



3. Name this solid shape.



4. Name this solid shape.



5. Write a problem like question 1 with new numbers or objects. Solve it and show your work.

You can point, speak, draw, or write. Adults can note any help they give.



WORKSHEET OUTPOST | Kindergarten Math

Round shapes and three-sided shapes

OW-K-150 | Five questions

Success criteria
I can name a shape even when it is turned or a different size.

Name: _____ Date: _____

Read each problem or listen as someone reads it. Show your thinking with objects, pictures, words, or numbers.

1. Name the shape. Tell how you know.



2. Name the shape. Tell how you know.



3. Name the shape. Tell how you know.



4. Name the shape. Tell how you know.



5. Draw a shape like one on this page. Name it and describe one thing you notice about it.

You can point, speak, draw, or write. Adults can note any help they give.



WORKSHEET OUTPOST | Kindergarten Math

Shapes around the room

Success criteria
I can name a shape and tell where it is.

OW-K-151 | Five questions

Name: _____ Date: _____

Read each problem or listen as someone reads it. Show your thinking with objects, pictures, words, or numbers.

1. Which solid shape looks like a ball? Draw or name it.

2. Which solid shape looks like a soup can?

3. Draw a triangle above a circle.

4. Draw a square beside a rectangle that is not a square.

5. Draw a shape like one on this page. Name it and describe one thing you notice about it.

You can point, speak, draw, or write. Adults can note any help they give.



WORKSHEET OUTPOST | Kindergarten Math

Six-sided shapes

OW-K-152 | Five questions

Success criteria

I can name a shape even when it is turned or a different size.

Name: _____ Date: _____

Read each problem or listen as someone reads it. Show your thinking with objects, pictures, words, or numbers.

1. Count the sides. Name the shape.



2. Draw a closed shape with 6 straight sides. Name it.

3. Does turning a hexagon change its number of sides? Explain.

4. Jo draws 5 sides and calls it a hexagon. Is Jo right?

5. Draw a shape like one on this page. Name it and describe one thing you notice about it.

You can point, speak, draw, or write. Adults can note any help they give.



WORKSHEET OUTPOST | Kindergarten Math

Sort flat shapes and solid objects

OW-K-153 | Five questions

Success criteria

I can sort the objects into groups and count how many are in each group.

Name: _____ Date: _____

Read each problem or listen as someone reads it. Show your thinking with objects, pictures, words, or numbers.

1. A cube has flat faces. What shape is each face?



2. A cylinder has 2 flat faces. What shape are they?



3. Is a circle the same as a sphere? Explain.

4. Name a solid with a circular base and a point.

5. Draw three objects. Sort them into groups and explain your rule.

You can point, speak, draw, or write. Adults can note any help they give.



WORKSHEET OUTPOST | Kindergarten Math

Solve a shape puzzle another way

OW-K-154 | Five questions

Success criteria
I can build or draw a shape and describe its parts.

Name: _____ Date: _____

Read each problem or listen as someone reads it. Show your thinking with objects, pictures, words, or numbers.

1. Try making a square with 3 sticks. Can you make a square? Explain what you would change.

2. A clay ball falls from a stack. Try a cube instead. Explain.

3. Try joining two equal triangles to make a square. Draw your result.

4. Your rectangle has a gap at one corner. How can you fix it?

5. Draw a shape like one on this page. Name it and describe one thing you notice about it.

You can point, speak, draw, or write. Adults can note any help they give.