

WORKSHEET OUTPOST | Kindergarten Math — Supported

Combine two collections

OW-K-001 E1 | Five questions

Success criteria
I can join two groups and find how many there are in all.

Name: _____ Date: _____

Listen as an adult reads each question. Use counters or draw a picture to solve it.

1. The parts are 1 and 1. Draw both groups. How many are there altogether?

2. The parts are 2 and 2. Draw both groups. How many are there altogether?

3. The parts are 3 and 1. Draw both groups. How many are there altogether?

4. The parts are 4 and 2. Draw both groups. How many are there altogether?

5. Write a problem like question 1 with new numbers or objects. Solve it and show your work.

You can point, speak, draw, or write. Adults can note any help they give.



WORKSHEET OUTPOST | Kindergarten Math — Supported

Combine two collections

OW-K-001 E2 | Five questions

Success criteria

I can join two groups and find how many there are in all.

Name: _____ Date: _____

Work with a partner. Build a model, then say or write your answer.

1. The parts are 1 and 1. Draw both groups. How many are there altogether?

2. The parts are 2 and 2. Draw both groups. How many are there altogether?

3. The parts are 3 and 1. Draw both groups. How many are there altogether?

4. The parts are 4 and 2. Draw both groups. How many are there altogether?

5. Write a problem like question 1 with new numbers or objects. Solve it and show your work.

You can point, speak, draw, or write. Adults can note any help they give.



WORKSHEET OUTPOST | Kindergarten Math — Supported

Combine two collections

OW-K-001 E3 | Five questions

Success criteria

I can join two groups and find how many there are in all.

Name: _____ Date: _____

Work with a helper. Use objects, a number line, or a drawing to solve each problem.

1. The parts are 1 and 1. Draw both groups. How many are there altogether?

2. The parts are 2 and 2. Draw both groups. How many are there altogether?

3. The parts are 3 and 1. Draw both groups. How many are there altogether?

4. The parts are 4 and 2. Draw both groups. How many are there altogether?

5. Write a problem like question 1 with new numbers or objects. Solve it and show your work.

You can point, speak, draw, or write. Adults can note any help they give.



WORKSHEET OUTPOST | Kindergarten Math — Supported

Combine two collections

OW-K-001 E4 | Five questions

Success criteria
I can join two groups and find how many there are in all.

Name: _____ Date: _____

Ask an adult to show you how to start. Then finish the problem together.

1. The parts are 1 and 1. Draw both groups. How many are there altogether?

2. The parts are 2 and 2. Draw both groups. How many are there altogether?

3. The parts are 3 and 1. Draw both groups. How many are there altogether?

4. The parts are 4 and 2. Draw both groups. How many are there altogether?

5. Write a problem like question 1 with new numbers or objects. Solve it and show your work.

You can point, speak, draw, or write. Adults can note any help they give.



WORKSHEET OUTPOST | Kindergarten Math — Supported

Combine two collections

OW-K-001 E5 | Five questions

Success criteria

I can join two groups and find how many there are in all.

Name: _____ Date: _____

Try each problem. Tell an adult how you solved it. The adult can write down your answers.

1. The parts are 1 and 1. Draw both groups. How many are there altogether?

2. The parts are 2 and 2. Draw both groups. How many are there altogether?

3. The parts are 3 and 1. Draw both groups. How many are there altogether?

4. The parts are 4 and 2. Draw both groups. How many are there altogether?

5. Write a problem like question 1 with new numbers or objects. Solve it and show your work.

You can point, speak, draw, or write. Adults can note any help they give.



WORKSHEET OUTPOST | Kindergarten Math — Supported

Draw a joining story

OW-K-002 E1 | Five questions

Success criteria

I can join two groups and find how many there are in all.

Name: _____ Date: _____

Listen as an adult reads each question. Use counters or draw a picture to solve it.

1. Use cubes to show 1 car and 2 more cars. Draw your model and write an equation.

2. Use cubes to show 3 cars and 1 more car. Draw your model and write an equation.

3. Use cubes to show 2 cars and 4 more cars. Draw your model and write an equation.

4. Use cubes to show 4 cars and 3 more cars. Draw your model and write an equation.

5. Write a problem like question 1 with new numbers or objects. Solve it and show your work.

You can point, speak, draw, or write. Adults can note any help they give.



WORKSHEET OUTPOST | Kindergarten Math — Supported

Draw a joining story

OW-K-002 E2 | Five questions

Success criteria

I can join two groups and find how many there are in all.

Name: _____ Date: _____

Work with a partner. Build a model, then say or write your answer.

1. Use cubes to show 1 car and 2 more cars. Draw your model and write an equation.

2. Use cubes to show 3 cars and 1 more car. Draw your model and write an equation.

3. Use cubes to show 2 cars and 4 more cars. Draw your model and write an equation.

4. Use cubes to show 4 cars and 3 more cars. Draw your model and write an equation.

5. Write a problem like question 1 with new numbers or objects. Solve it and show your work.

You can point, speak, draw, or write. Adults can note any help they give.



WORKSHEET OUTPOST | Kindergarten Math — Supported

Draw a joining story

OW-K-002 E3 | Five questions

Success criteria

I can join two groups and find how many there are in all.

Name: _____ Date: _____

Work with a helper. Use objects, a number line, or a drawing to solve each problem.

1. Use cubes to show 1 car and 2 more cars. Draw your model and write an equation.

2. Use cubes to show 3 cars and 1 more car. Draw your model and write an equation.

3. Use cubes to show 2 cars and 4 more cars. Draw your model and write an equation.

4. Use cubes to show 4 cars and 3 more cars. Draw your model and write an equation.

5. Write a problem like question 1 with new numbers or objects. Solve it and show your work.

You can point, speak, draw, or write. Adults can note any help they give.



WORKSHEET OUTPOST | Kindergarten Math — Supported

Draw a joining story

OW-K-002 E4 | Five questions

Success criteria

I can join two groups and find how many there are in all.

Name: _____ Date: _____

Ask an adult to show you how to start. Then finish the problem together.

1. Use cubes to show 1 car and 2 more cars. Draw your model and write an equation.

2. Use cubes to show 3 cars and 1 more car. Draw your model and write an equation.

3. Use cubes to show 2 cars and 4 more cars. Draw your model and write an equation.

4. Use cubes to show 4 cars and 3 more cars. Draw your model and write an equation.

5. Write a problem like question 1 with new numbers or objects. Solve it and show your work.

You can point, speak, draw, or write. Adults can note any help they give.



WORKSHEET OUTPOST | Kindergarten Math — Supported

Draw a joining story

OW-K-002 E5 | Five questions

Success criteria

I can join two groups and find how many there are in all.

Name: _____ Date: _____

Try each problem. Tell an adult how you solved it. The adult can write down your answers.

1. Use cubes to show 1 car and 2 more cars. Draw your model and write an equation.

2. Use cubes to show 3 cars and 1 more car. Draw your model and write an equation.

3. Use cubes to show 2 cars and 4 more cars. Draw your model and write an equation.

4. Use cubes to show 4 cars and 3 more cars. Draw your model and write an equation.

5. Write a problem like question 1 with new numbers or objects. Solve it and show your work.

You can point, speak, draw, or write. Adults can note any help they give.



WORKSHEET OUTPOST | Kindergarten Math — Supported

Extra practice: add one more

Success criteria
I can show what happens when I put groups together or take some away.

OW-K-003 E1 | Five questions

Name: _____ Date: _____

Listen as an adult reads each question. Use counters or draw a picture to solve it.

1. There is 1 dot. Draw 1 more. How many are there now?

○

2. There are 2 dots. Draw 1 more. How many are there now?

○ ○

3. There are 3 dots. Draw 1 more. How many are there now?

○ ○ ○

4. There are 4 dots. Draw 1 more. How many are there now?

○ ○ ○ ○

5. Write a problem like question 1 with new numbers or objects. Solve it and show your work.

You can point, speak, draw, or write. Adults can note any help they give.



WORKSHEET OUTPOST | Kindergarten Math — Supported

Extra practice: add one more

Success criteria
I can show what happens when I put groups together or take some away.

OW-K-003 E2 | Five questions

Name: _____ Date: _____

Work with a partner. Build a model, then say or write your answer.

1. There is 1 dot. Draw 1 more. How many are there now?

○

2. There are 2 dots. Draw 1 more. How many are there now?

○ ○

3. There are 3 dots. Draw 1 more. How many are there now?

○ ○ ○

4. There are 4 dots. Draw 1 more. How many are there now?

○ ○ ○ ○

5. Write a problem like question 1 with new numbers or objects. Solve it and show your work.

You can point, speak, draw, or write. Adults can note any help they give.



WORKSHEET OUTPOST | Kindergarten Math — Supported

Extra practice: add one more

Success criteria
I can show what happens when I put groups together or take some away.

OW-K-003 E3 | Five questions

Name: _____ Date: _____

Work with a helper. Use objects, a number line, or a drawing to solve each problem.

1. There is 1 dot. Draw 1 more. How many are there now?

○

2. There are 2 dots. Draw 1 more. How many are there now?

○ ○

3. There are 3 dots. Draw 1 more. How many are there now?

○ ○ ○

4. There are 4 dots. Draw 1 more. How many are there now?

○ ○ ○ ○

5. Write a problem like question 1 with new numbers or objects. Solve it and show your work.

You can point, speak, draw, or write. Adults can note any help they give.



WORKSHEET OUTPOST | Kindergarten Math — Supported

Extra practice: add one more

Success criteria
I can show what happens when I put groups together or take some away.

OW-K-003 E4 | Five questions

Name: _____ Date: _____

Ask an adult to show you how to start. Then finish the problem together.

1. There is 1 dot. Draw 1 more. How many are there now?

○

2. There are 2 dots. Draw 1 more. How many are there now?

○ ○

3. There are 3 dots. Draw 1 more. How many are there now?

○ ○ ○

4. There are 4 dots. Draw 1 more. How many are there now?

○ ○ ○ ○

5. Write a problem like question 1 with new numbers or objects. Solve it and show your work.

You can point, speak, draw, or write. Adults can note any help they give.



WORKSHEET OUTPOST | Kindergarten Math — Supported

Extra practice: add one more

Success criteria
I can show what happens when I put groups together or take some away.

OW-K-003 E5 | Five questions

Name: _____ Date: _____

Try each problem. Tell an adult how you solved it. The adult can write down your answers.

1. There is 1 dot. Draw 1 more. How many are there now?

○

2. There are 2 dots. Draw 1 more. How many are there now?

○ ○

3. There are 3 dots. Draw 1 more. How many are there now?

○ ○ ○

4. There are 4 dots. Draw 1 more. How many are there now?

○ ○ ○ ○

5. Write a problem like question 1 with new numbers or objects. Solve it and show your work.

You can point, speak, draw, or write. Adults can note any help they give.



WORKSHEET OUTPOST | Kindergarten Math — Supported

Extra practice: join picture groups

OW-K-004 E1 | Five questions

Success criteria

I can show what happens when I put groups together or take some away.

Name: _____ Date: _____

Listen as an adult reads each question. Use counters or draw a picture to solve it.

1. Count both groups. How many are there in all?

○ + ○

2. Count both groups. How many are there in all?

○ ○ + ○ ○

3. Count both groups. How many are there in all?

○ ○ ○ + ○

4. Count both groups. How many are there in all?

○ ○ ○ ○ + ○ ○

5. Write a problem like question 1 with new numbers or objects. Solve it and show your work.

You can point, speak, draw, or write. Adults can note any help they give.



WORKSHEET OUTPOST | Kindergarten Math — Supported

Extra practice: join picture groups

OW-K-004 E2 | Five questions

Success criteria

I can show what happens when I put groups together or take some away.

Name: _____ Date: _____

Work with a partner. Build a model, then say or write your answer.

1. Count both groups. How many are there in all?

○ + ○

2. Count both groups. How many are there in all?

○ ○ + ○ ○

3. Count both groups. How many are there in all?

○ ○ ○ + ○

4. Count both groups. How many are there in all?

○ ○ ○ ○ + ○ ○

5. Write a problem like question 1 with new numbers or objects. Solve it and show your work.

You can point, speak, draw, or write. Adults can note any help they give.



WORKSHEET OUTPOST | Kindergarten Math — Supported

Extra practice: join picture groups

OW-K-004 E3 | Five questions

Success criteria

I can show what happens when I put groups together or take some away.

Name: _____ Date: _____

Work with a helper. Use objects, a number line, or a drawing to solve each problem.

1. Count both groups. How many are there in all?

○ + ○

2. Count both groups. How many are there in all?

○ ○ + ○ ○

3. Count both groups. How many are there in all?

○ ○ ○ + ○

4. Count both groups. How many are there in all?

○ ○ ○ ○ + ○ ○

5. Write a problem like question 1 with new numbers or objects. Solve it and show your work.

You can point, speak, draw, or write. Adults can note any help they give.



WORKSHEET OUTPOST | Kindergarten Math — Supported

Extra practice: join picture groups

OW-K-004 E4 | Five questions

Success criteria

I can show what happens when I put groups together or take some away.

Name: _____ Date: _____

Ask an adult to show you how to start. Then finish the problem together.

1. Count both groups. How many are there in all?

○ + ○

2. Count both groups. How many are there in all?

○ ○ + ○ ○

3. Count both groups. How many are there in all?

○ ○ ○ + ○

4. Count both groups. How many are there in all?

○ ○ ○ ○ + ○ ○

5. Write a problem like question 1 with new numbers or objects. Solve it and show your work.

You can point, speak, draw, or write. Adults can note any help they give.



WORKSHEET OUTPOST | Kindergarten Math — Supported

Extra practice: join picture groups

OW-K-004 E5 | Five questions

Success criteria

I can show what happens when I put groups together or take some away.

Name: _____ Date: _____

Try each problem. Tell an adult how you solved it. The adult can write down your answers.

1. Count both groups. How many are there in all?

○ + ○

2. Count both groups. How many are there in all?

○ ○ + ○ ○

3. Count both groups. How many are there in all?

○ ○ ○ + ○

4. Count both groups. How many are there in all?

○ ○ ○ ○ + ○ ○

5. Write a problem like question 1 with new numbers or objects. Solve it and show your work.

You can point, speak, draw, or write. Adults can note any help they give.



WORKSHEET OUTPOST | Kindergarten Math — Supported

Extra practice: put parts together

OW-K-005 E1 | Five questions

Success criteria
I can show what happens when I put groups together or take some away.

Name: _____ Date: _____

Listen as an adult reads each question. Use counters or draw a picture to solve it.

1. The parts are 1 and 1. Draw both groups. How many are there altogether?

2. The parts are 2 and 2. Draw both groups. How many are there altogether?

3. The parts are 3 and 1. Draw both groups. How many are there altogether?

4. The parts are 4 and 2. Draw both groups. How many are there altogether?

5. Write a problem like question 1 with new numbers or objects. Solve it and show your work.

You can point, speak, draw, or write. Adults can note any help they give.



WORKSHEET OUTPOST | Kindergarten Math — Supported

Extra practice: put parts together

OW-K-005 E2 | Five questions

Success criteria

I can show what happens when I put groups together or take some away.

Name: _____ Date: _____

Work with a partner. Build a model, then say or write your answer.

1. The parts are 1 and 1. Draw both groups. How many are there altogether?

2. The parts are 2 and 2. Draw both groups. How many are there altogether?

3. The parts are 3 and 1. Draw both groups. How many are there altogether?

4. The parts are 4 and 2. Draw both groups. How many are there altogether?

5. Write a problem like question 1 with new numbers or objects. Solve it and show your work.

You can point, speak, draw, or write. Adults can note any help they give.



WORKSHEET OUTPOST | Kindergarten Math — Supported

Extra practice: put parts together

OW-K-005 E3 | Five questions

Success criteria
I can show what happens when I put groups together or take some away.

Name: _____ Date: _____

Work with a helper. Use objects, a number line, or a drawing to solve each problem.

1. The parts are 1 and 1. Draw both groups. How many are there altogether?

2. The parts are 2 and 2. Draw both groups. How many are there altogether?

3. The parts are 3 and 1. Draw both groups. How many are there altogether?

4. The parts are 4 and 2. Draw both groups. How many are there altogether?

5. Write a problem like question 1 with new numbers or objects. Solve it and show your work.

You can point, speak, draw, or write. Adults can note any help they give.



WORKSHEET OUTPOST | Kindergarten Math — Supported

Extra practice: put parts together

OW-K-005 E4 | Five questions

Success criteria
I can show what happens when I put groups together or take some away.

Name: _____ Date: _____

Ask an adult to show you how to start. Then finish the problem together.

1. The parts are 1 and 1. Draw both groups. How many are there altogether?

2. The parts are 2 and 2. Draw both groups. How many are there altogether?

3. The parts are 3 and 1. Draw both groups. How many are there altogether?

4. The parts are 4 and 2. Draw both groups. How many are there altogether?

5. Write a problem like question 1 with new numbers or objects. Solve it and show your work.

You can point, speak, draw, or write. Adults can note any help they give.



WORKSHEET OUTPOST | Kindergarten Math — Supported

Extra practice: put parts together

OW-K-005 E5 | Five questions

Success criteria
I can show what happens when I put groups together or take some away.

Name: _____ Date: _____

Try each problem. Tell an adult how you solved it. The adult can write down your answers.

1. The parts are 1 and 1. Draw both groups. How many are there altogether?

2. The parts are 2 and 2. Draw both groups. How many are there altogether?

3. The parts are 3 and 1. Draw both groups. How many are there altogether?

4. The parts are 4 and 2. Draw both groups. How many are there altogether?

5. Write a problem like question 1 with new numbers or objects. Solve it and show your work.

You can point, speak, draw, or write. Adults can note any help they give.



WORKSHEET OUTPOST | Kindergarten Math — Supported

Extra practice: solve addition stories

OW-K-006 E1 | Five questions

Success criteria
I can use objects or a drawing to solve the number story.

Name: _____ Date: _____

Listen as an adult reads each question. Use counters or draw a picture to solve it.

1. 1 bird sits in a tree. One more bird lands. How many birds are there now? Draw to solve.

2. 2 birds sit in a tree. 2 more land. How many birds are there now? Draw to solve.

3. 3 birds sit in a tree. One more bird lands. How many birds are there now? Draw to solve.

4. 4 birds sit in a tree. 2 more land. How many birds are there now? Draw to solve.

5. Write a problem like question 1 with new numbers or objects. Solve it and show your work.

You can point, speak, draw, or write. Adults can note any help they give.



WORKSHEET OUTPOST | Kindergarten Math — Supported

Extra practice: solve addition stories

OW-K-006 E2 | Five questions

Success criteria
I can use objects or a drawing to solve the number story.

Name: _____ Date: _____

Work with a partner. Build a model, then say or write your answer.

1. 1 bird sits in a tree. One more bird lands. How many birds are there now? Draw to solve.

2. 2 birds sit in a tree. 2 more land. How many birds are there now? Draw to solve.

3. 3 birds sit in a tree. One more bird lands. How many birds are there now? Draw to solve.

4. 4 birds sit in a tree. 2 more land. How many birds are there now? Draw to solve.

5. Write a problem like question 1 with new numbers or objects. Solve it and show your work.

You can point, speak, draw, or write. Adults can note any help they give.



WORKSHEET OUTPOST | Kindergarten Math — Supported

Extra practice: solve addition stories

OW-K-006 E3 | Five questions

Success criteria
I can use objects or a drawing to solve the number story.

Name: _____ Date: _____

Work with a helper. Use objects, a number line, or a drawing to solve each problem.

1. 1 bird sits in a tree. One more bird lands. How many birds are there now? Draw to solve.

2. 2 birds sit in a tree. 2 more land. How many birds are there now? Draw to solve.

3. 3 birds sit in a tree. One more bird lands. How many birds are there now? Draw to solve.

4. 4 birds sit in a tree. 2 more land. How many birds are there now? Draw to solve.

5. Write a problem like question 1 with new numbers or objects. Solve it and show your work.

You can point, speak, draw, or write. Adults can note any help they give.



WORKSHEET OUTPOST | Kindergarten Math — Supported

Extra practice: solve addition stories

OW-K-006 E4 | Five questions

Success criteria
I can use objects or a drawing to solve the number story.

Name: _____ Date: _____

Ask an adult to show you how to start. Then finish the problem together.

1. 1 bird sits in a tree. One more bird lands. How many birds are there now? Draw to solve.

2. 2 birds sit in a tree. 2 more land. How many birds are there now? Draw to solve.

3. 3 birds sit in a tree. One more bird lands. How many birds are there now? Draw to solve.

4. 4 birds sit in a tree. 2 more land. How many birds are there now? Draw to solve.

5. Write a problem like question 1 with new numbers or objects. Solve it and show your work.

You can point, speak, draw, or write. Adults can note any help they give.



WORKSHEET OUTPOST | Kindergarten Math — Supported

Extra practice: solve addition stories

OW-K-006 E5 | Five questions

Success criteria
I can use objects or a drawing to solve the number story.

Name: _____ Date: _____

Try each problem. Tell an adult how you solved it. The adult can write down your answers.

1. 1 bird sits in a tree. One more bird lands. How many birds are there now? Draw to solve.

2. 2 birds sit in a tree. 2 more land. How many birds are there now? Draw to solve.

3. 3 birds sit in a tree. One more bird lands. How many birds are there now? Draw to solve.

4. 4 birds sit in a tree. 2 more land. How many birds are there now? Draw to solve.

5. Write a problem like question 1 with new numbers or objects. Solve it and show your work.

You can point, speak, draw, or write. Adults can note any help they give.



WORKSHEET OUTPOST | Kindergarten Math — Supported

Extra practice: write addition equations

OW-K-007 E1 | Five questions

Name: _____ Date: _____

Success criteria

I can show what happens when I put groups together or take some away.

Listen as an adult reads each question. Use counters or draw a picture to solve it.

1. Write an addition equation for the picture.

○ + ○

2. Write an addition equation for the picture.

○ ○ + ○ ○

3. Write an addition equation for the picture.

○ ○ ○ + ○

4. Write an addition equation for the picture.

○ ○ ○ ○ + ○ ○

5. Write a problem like question 1 with new numbers or objects. Solve it and show your work.

You can point, speak, draw, or write. Adults can note any help they give.



WORKSHEET OUTPOST | Kindergarten Math — Supported

Extra practice: write addition equations

OW-K-007 E2 | Five questions

Name: _____ Date: _____

Success criteria

I can show what happens when I put groups together or take some away.

Work with a partner. Build a model, then say or write your answer.

1. Write an addition equation for the picture.

○ + ○

2. Write an addition equation for the picture.

○ ○ + ○ ○

3. Write an addition equation for the picture.

○ ○ ○ + ○

4. Write an addition equation for the picture.

○ ○ ○ ○ + ○ ○

5. Write a problem like question 1 with new numbers or objects. Solve it and show your work.

You can point, speak, draw, or write. Adults can note any help they give.



WORKSHEET OUTPOST | Kindergarten Math — Supported

Extra practice: write addition equations

OW-K-007 E3 | Five questions

Success criteria

I can show what happens when I put groups together or take some away.

Name: _____ Date: _____

Work with a helper. Use objects, a number line, or a drawing to solve each problem.

1. Write an addition equation for the picture.

○ + ○

2. Write an addition equation for the picture.

○ ○ + ○ ○

3. Write an addition equation for the picture.

○ ○ ○ + ○

4. Write an addition equation for the picture.

○ ○ ○ ○ + ○ ○

5. Write a problem like question 1 with new numbers or objects. Solve it and show your work.

You can point, speak, draw, or write. Adults can note any help they give.



WORKSHEET OUTPOST | Kindergarten Math — Supported

Extra practice: write addition equations

OW-K-007 E4 | Five questions

Name: _____ Date: _____

Success criteria

I can show what happens when I put groups together or take some away.

Ask an adult to show you how to start. Then finish the problem together.

1. Write an addition equation for the picture.

○ + ○

2. Write an addition equation for the picture.

○ ○ + ○ ○

3. Write an addition equation for the picture.

○ ○ ○ + ○

4. Write an addition equation for the picture.

○ ○ ○ ○ + ○ ○

5. Write a problem like question 1 with new numbers or objects. Solve it and show your work.

You can point, speak, draw, or write. Adults can note any help they give.



WORKSHEET OUTPOST | Kindergarten Math — Supported

Extra practice: write addition equations

OW-K-007 E5 | Five questions

Name: _____ Date: _____

Success criteria

I can show what happens when I put groups together or take some away.

Try each problem. Tell an adult how you solved it. The adult can write down your answers.

1. Write an addition equation for the picture.

○ + ○

2. Write an addition equation for the picture.

○ ○ + ○ ○

3. Write an addition equation for the picture.

○ ○ ○ + ○

4. Write an addition equation for the picture.

○ ○ ○ ○ + ○ ○

5. Write a problem like question 1 with new numbers or objects. Solve it and show your work.

You can point, speak, draw, or write. Adults can note any help they give.



WORKSHEET OUTPOST | Kindergarten Math — Supported

Joining two small sets

OW-K-008 E1 | Five questions

Success criteria

I can show what happens when I put groups together or take some away.

Name: _____ Date: _____

Listen as an adult reads each question. Use counters or draw a picture to solve it.

1. Count both groups. How many are there in all?

○ + ○

2. Count both groups. How many are there in all?

○ ○ + ○ ○

3. Count both groups. How many are there in all?

○ ○ ○ + ○

4. Count both groups. How many are there in all?

○ ○ ○ ○ + ○ ○

5. Write a problem like question 1 with new numbers or objects. Solve it and show your work.

You can point, speak, draw, or write. Adults can note any help they give.



WORKSHEET OUTPOST | Kindergarten Math — Supported

Joining two small sets

OW-K-008 E2 | Five questions

Success criteria
I can show what happens when I put groups together or take some away.

Name: _____ Date: _____

Work with a partner. Build a model, then say or write your answer.

1. Count both groups. How many are there in all?

○ + ○

2. Count both groups. How many are there in all?

○ ○ + ○ ○

3. Count both groups. How many are there in all?

○ ○ ○ + ○

4. Count both groups. How many are there in all?

○ ○ ○ ○ + ○ ○

5. Write a problem like question 1 with new numbers or objects. Solve it and show your work.

You can point, speak, draw, or write. Adults can note any help they give.



WORKSHEET OUTPOST | Kindergarten Math — Supported

Joining two small sets

OW-K-008 E3 | Five questions

Success criteria

I can show what happens when I put groups together or take some away.

Name: _____ Date: _____

Work with a helper. Use objects, a number line, or a drawing to solve each problem.

1. Count both groups. How many are there in all?

○ + ○

2. Count both groups. How many are there in all?

○ ○ + ○ ○

3. Count both groups. How many are there in all?

○ ○ ○ + ○

4. Count both groups. How many are there in all?

○ ○ ○ ○ + ○ ○

5. Write a problem like question 1 with new numbers or objects. Solve it and show your work.

You can point, speak, draw, or write. Adults can note any help they give.



WORKSHEET OUTPOST | Kindergarten Math — Supported

Joining two small sets

OW-K-008 E4 | Five questions

Success criteria

I can show what happens when I put groups together or take some away.

Name: _____ Date: _____

Ask an adult to show you how to start. Then finish the problem together.

1. Count both groups. How many are there in all?

○ + ○

2. Count both groups. How many are there in all?

○ ○ + ○ ○

3. Count both groups. How many are there in all?

○ ○ ○ + ○

4. Count both groups. How many are there in all?

○ ○ ○ ○ + ○ ○

5. Write a problem like question 1 with new numbers or objects. Solve it and show your work.

You can point, speak, draw, or write. Adults can note any help they give.



WORKSHEET OUTPOST | Kindergarten Math — Supported

Joining two small sets

OW-K-008 E5 | Five questions

Success criteria

I can show what happens when I put groups together or take some away.

Name: _____ Date: _____

Try each problem. Tell an adult how you solved it. The adult can write down your answers.

1. Count both groups. How many are there in all?

○ + ○

2. Count both groups. How many are there in all?

○ ○ + ○ ○

3. Count both groups. How many are there in all?

○ ○ ○ + ○

4. Count both groups. How many are there in all?

○ ○ ○ ○ + ○ ○

5. Write a problem like question 1 with new numbers or objects. Solve it and show your work.

You can point, speak, draw, or write. Adults can note any help they give.



WORKSHEET OUTPOST | Kindergarten Math — Supported

Patterns in small sums

Success criteria
I can add and subtract numbers up to five.

OW-K-009 E1 | Five questions

Name: _____ Date: _____

Listen as an adult reads each question. Use counters or draw a picture to solve it.

1. 1 + 0 = ___. 1 + 1 = ___. Describe the pattern you see.

2. 2 + 0 = ___. 2 + 1 = ___. Describe the pattern you see.

3. 3 + 0 = ___. 3 + 1 = ___. Describe the pattern you see.

4. 4 + 0 = ___. 4 + 1 = ___. Describe the pattern you see.

5. Write a problem like question 1 with new numbers or objects. Solve it and show your work.

You can point, speak, draw, or write. Adults can note any help they give.



WORKSHEET OUTPOST | Kindergarten Math — Supported

Patterns in small sums

Success criteria
I can add and subtract numbers up to five.

OW-K-009 E2 | Five questions

Name: _____ Date: _____

Work with a partner. Build a model, then say or write your answer.

1. 1 + 0 = ___. 1 + 1 = ___. Describe the pattern you see.

2. 2 + 0 = ___. 2 + 1 = ___. Describe the pattern you see.

3. 3 + 0 = ___. 3 + 1 = ___. Describe the pattern you see.

4. 4 + 0 = ___. 4 + 1 = ___. Describe the pattern you see.

5. Write a problem like question 1 with new numbers or objects. Solve it and show your work.

You can point, speak, draw, or write. Adults can note any help they give.



WORKSHEET OUTPOST | Kindergarten Math — Supported

Patterns in small sums

Success criteria
I can add and subtract numbers up to five.

OW-K-009 E3 | Five questions

Name: _____ Date: _____

Work with a helper. Use objects, a number line, or a drawing to solve each problem.

1. 1 + 0 = ___. 1 + 1 = ___. Describe the pattern you see.

2. 2 + 0 = ___. 2 + 1 = ___. Describe the pattern you see.

3. 3 + 0 = ___. 3 + 1 = ___. Describe the pattern you see.

4. 4 + 0 = ___. 4 + 1 = ___. Describe the pattern you see.

5. Write a problem like question 1 with new numbers or objects. Solve it and show your work.

You can point, speak, draw, or write. Adults can note any help they give.



WORKSHEET OUTPOST | Kindergarten Math — Supported

Patterns in small sums

Success criteria
I can add and subtract numbers up to five.

OW-K-009 E4 | Five questions

Name: _____ Date: _____

Ask an adult to show you how to start. Then finish the problem together.

1. 1 + 0 = ___. 1 + 1 = ___. Describe the pattern you see.

2. 2 + 0 = ___. 2 + 1 = ___. Describe the pattern you see.

3. 3 + 0 = ___. 3 + 1 = ___. Describe the pattern you see.

4. 4 + 0 = ___. 4 + 1 = ___. Describe the pattern you see.

5. Write a problem like question 1 with new numbers or objects. Solve it and show your work.

You can point, speak, draw, or write. Adults can note any help they give.



WORKSHEET OUTPOST | Kindergarten Math — Supported

Patterns in small sums

Success criteria
I can add and subtract numbers up to five.

OW-K-009 E5 | Five questions

Name: _____ Date: _____

Try each problem. Tell an adult how you solved it. The adult can write down your answers.

1. 1 + 0 = ___. 1 + 1 = ___. Describe the pattern you see.

2. 2 + 0 = ___. 2 + 1 = ___. Describe the pattern you see.

3. 3 + 0 = ___. 3 + 1 = ___. Describe the pattern you see.

4. 4 + 0 = ___. 4 + 1 = ___. Describe the pattern you see.

5. Write a problem like question 1 with new numbers or objects. Solve it and show your work.

You can point, speak, draw, or write. Adults can note any help they give.



WORKSHEET OUTPOST | Kindergarten Math — Supported

Pictures and plus signs

OW-K-010 E1 | Five questions

Success criteria

I can show what happens when I put groups together or take some away.

Name: _____ Date: _____

Listen as an adult reads each question. Use counters or draw a picture to solve it.

1. Write an addition equation for the picture.

○ + ○

2. Write an addition equation for the picture.

○ ○ + ○ ○

3. Write an addition equation for the picture.

○ ○ ○ + ○

4. Write an addition equation for the picture.

○ ○ ○ ○ + ○ ○

5. Write a problem like question 1 with new numbers or objects. Solve it and show your work.

You can point, speak, draw, or write. Adults can note any help they give.



WORKSHEET OUTPOST | Kindergarten Math — Supported

Pictures and plus signs

OW-K-010 E2 | Five questions

Success criteria

I can show what happens when I put groups together or take some away.

Name: _____ Date: _____

Work with a partner. Build a model, then say or write your answer.

1. Write an addition equation for the picture.

○ + ○

2. Write an addition equation for the picture.

○ ○ + ○ ○

3. Write an addition equation for the picture.

○ ○ ○ + ○

4. Write an addition equation for the picture.

○ ○ ○ ○ + ○ ○

5. Write a problem like question 1 with new numbers or objects. Solve it and show your work.

You can point, speak, draw, or write. Adults can note any help they give.



WORKSHEET OUTPOST | Kindergarten Math — Supported

Pictures and plus signs

OW-K-010 E3 | Five questions

Success criteria

I can show what happens when I put groups together or take some away.

Name: _____ Date: _____

Work with a helper. Use objects, a number line, or a drawing to solve each problem.

1. Write an addition equation for the picture.

○ + ○

2. Write an addition equation for the picture.

○ ○ + ○ ○

3. Write an addition equation for the picture.

○ ○ ○ + ○

4. Write an addition equation for the picture.

○ ○ ○ ○ + ○ ○

5. Write a problem like question 1 with new numbers or objects. Solve it and show your work.

You can point, speak, draw, or write. Adults can note any help they give.



WORKSHEET OUTPOST | Kindergarten Math — Supported

Pictures and plus signs

OW-K-010 E4 | Five questions

Success criteria

I can show what happens when I put groups together or take some away.

Name: _____ Date: _____

Ask an adult to show you how to start. Then finish the problem together.

1. Write an addition equation for the picture.

○ + ○

2. Write an addition equation for the picture.

○ ○ + ○ ○

3. Write an addition equation for the picture.

○ ○ ○ + ○

4. Write an addition equation for the picture.

○ ○ ○ ○ + ○ ○

5. Write a problem like question 1 with new numbers or objects. Solve it and show your work.

You can point, speak, draw, or write. Adults can note any help they give.



WORKSHEET OUTPOST | Kindergarten Math — Supported

Pictures and plus signs

OW-K-010 E5 | Five questions

Success criteria

I can show what happens when I put groups together or take some away.

Name: _____ Date: _____

Try each problem. Tell an adult how you solved it. The adult can write down your answers.

1. Write an addition equation for the picture.

○ + ○

2. Write an addition equation for the picture.

○ ○ + ○ ○

3. Write an addition equation for the picture.

○ ○ ○ + ○

4. Write an addition equation for the picture.

○ ○ ○ ○ + ○ ○

5. Write a problem like question 1 with new numbers or objects. Solve it and show your work.

You can point, speak, draw, or write. Adults can note any help they give.



WORKSHEET OUTPOST | Kindergarten Math — Supported

Show what happens when more objects join a group

OW-K-011 E1 | Five questions

Success criteria

I can show what happens when I put groups together or take some away.

Name: _____ Date: _____

Listen as an adult reads each question. Use counters or draw a picture to solve it.

1. There is 1 dot. Draw 1 more. How many are there now?

○

2. There are 2 dots. Draw 1 more. How many are there now?

○ ○

3. There are 3 dots. Draw 1 more. How many are there now?

○ ○ ○

4. There are 4 dots. Draw 1 more. How many are there now?

○ ○ ○ ○

5. Write a problem like question 1 with new numbers or objects. Solve it and show your work.

You can point, speak, draw, or write. Adults can note any help they give.



WORKSHEET OUTPOST | Kindergarten Math — Supported

Show what happens when more objects join a group

OW-K-011 E2 | Five questions

Name: _____ Date: _____

Success criteria

I can show what happens when I put groups together or take some away.

Work with a partner. Build a model, then say or write your answer.

1. There is 1 dot. Draw 1 more. How many are there now?

○

2. There are 2 dots. Draw 1 more. How many are there now?

○ ○

3. There are 3 dots. Draw 1 more. How many are there now?

○ ○ ○

4. There are 4 dots. Draw 1 more. How many are there now?

○ ○ ○ ○

5. Write a problem like question 1 with new numbers or objects. Solve it and show your work.

You can point, speak, draw, or write. Adults can note any help they give.



WORKSHEET OUTPOST | Kindergarten Math — Supported

Show what happens when more objects join a group

OW-K-011 E3 | Five questions

Success criteria

I can show what happens when I put groups together or take some away.

Name: _____ Date: _____

Work with a helper. Use objects, a number line, or a drawing to solve each problem.

1. There is 1 dot. Draw 1 more. How many are there now?

○

2. There are 2 dots. Draw 1 more. How many are there now?

○ ○

3. There are 3 dots. Draw 1 more. How many are there now?

○ ○ ○

4. There are 4 dots. Draw 1 more. How many are there now?

○ ○ ○ ○

5. Write a problem like question 1 with new numbers or objects. Solve it and show your work.

You can point, speak, draw, or write. Adults can note any help they give.



WORKSHEET OUTPOST | Kindergarten Math — Supported

Show what happens when more objects join a group

OW-K-011 E4 | Five questions

Name: _____ Date: _____

Success criteria

I can show what happens when I put groups together or take some away.

Ask an adult to show you how to start. Then finish the problem together.

1. There is 1 dot. Draw 1 more. How many are there now?

○

2. There are 2 dots. Draw 1 more. How many are there now?

○ ○

3. There are 3 dots. Draw 1 more. How many are there now?

○ ○ ○

4. There are 4 dots. Draw 1 more. How many are there now?

○ ○ ○ ○

5. Write a problem like question 1 with new numbers or objects. Solve it and show your work.

You can point, speak, draw, or write. Adults can note any help they give.



WORKSHEET OUTPOST | Kindergarten Math — Supported

Show what happens when more objects join a group

OW-K-011 E5 | Five questions

Success criteria

I can show what happens when I put groups together or take some away.

Name: _____ Date: _____

Try each problem. Tell an adult how you solved it. The adult can write down your answers.

1. There is 1 dot. Draw 1 more. How many are there now?

○

2. There are 2 dots. Draw 1 more. How many are there now?

○ ○

3. There are 3 dots. Draw 1 more. How many are there now?

○ ○ ○

4. There are 4 dots. Draw 1 more. How many are there now?

○ ○ ○ ○

5. Write a problem like question 1 with new numbers or objects. Solve it and show your work.

You can point, speak, draw, or write. Adults can note any help they give.



WORKSHEET OUTPOST | Kindergarten Math — Supported

Adding to a group

OW-K-012 E1 | Five questions

Success criteria

I can join two groups and find how many there are in all.

Name: _____ Date: _____

Listen as an adult reads each question. Use counters or draw a picture to solve it.

1. 2 birds are sitting. One more bird lands. Draw the birds and write how many there are now.

2. 3 birds are sitting. 2 more land. Draw the birds and write how many there are now.

3. 4 birds are sitting. One more bird lands. Draw the birds and write how many there are now.

4. 2 birds are sitting. 3 more land. Draw the birds and write how many there are now.

5. Write a problem like question 1 with new numbers or objects. Solve it and show your work.

You can point, speak, draw, or write. Adults can note any help they give.



WORKSHEET OUTPOST | Kindergarten Math — Supported

Adding to a group

OW-K-012 E2 | Five questions

Success criteria

I can join two groups and find how many there are in all.

Name: _____ Date: _____

Work with a partner. Build a model, then say or write your answer.

1. 2 birds are sitting. One more bird lands. Draw the birds and write how many there are now.

2. 3 birds are sitting. 2 more land. Draw the birds and write how many there are now.

3. 4 birds are sitting. One more bird lands. Draw the birds and write how many there are now.

4. 2 birds are sitting. 3 more land. Draw the birds and write how many there are now.

5. Write a problem like question 1 with new numbers or objects. Solve it and show your work.

You can point, speak, draw, or write. Adults can note any help they give.



WORKSHEET OUTPOST | Kindergarten Math — Supported

Adding to a group

OW-K-012 E3 | Five questions

Success criteria

I can join two groups and find how many there are in all.

Name: _____ Date: _____

Work with a helper. Use objects, a number line, or a drawing to solve each problem.

1. 2 birds are sitting. One more bird lands. Draw the birds and write how many there are now.

2. 3 birds are sitting. 2 more land. Draw the birds and write how many there are now.

3. 4 birds are sitting. One more bird lands. Draw the birds and write how many there are now.

4. 2 birds are sitting. 3 more land. Draw the birds and write how many there are now.

5. Write a problem like question 1 with new numbers or objects. Solve it and show your work.

You can point, speak, draw, or write. Adults can note any help they give.



WORKSHEET OUTPOST | Kindergarten Math — Supported

Adding to a group

OW-K-012 E4 | Five questions

Success criteria

I can join two groups and find how many there are in all.

Name: _____ Date: _____

Ask an adult to show you how to start. Then finish the problem together.

1. 2 birds are sitting. One more bird lands. Draw the birds and write how many there are now.

2. 3 birds are sitting. 2 more land. Draw the birds and write how many there are now.

3. 4 birds are sitting. One more bird lands. Draw the birds and write how many there are now.

4. 2 birds are sitting. 3 more land. Draw the birds and write how many there are now.

5. Write a problem like question 1 with new numbers or objects. Solve it and show your work.

You can point, speak, draw, or write. Adults can note any help they give.



WORKSHEET OUTPOST | Kindergarten Math — Supported

Adding to a group

OW-K-012 E5 | Five questions

Success criteria

I can join two groups and find how many there are in all.

Name: _____ Date: _____

Try each problem. Tell an adult how you solved it. The adult can write down your answers.

1. 2 birds are sitting. One more bird lands. Draw the birds and write how many there are now.

2. 3 birds are sitting. 2 more land. Draw the birds and write how many there are now.

3. 4 birds are sitting. One more bird lands. Draw the birds and write how many there are now.

4. 2 birds are sitting. 3 more land. Draw the birds and write how many there are now.

5. Write a problem like question 1 with new numbers or objects. Solve it and show your work.

You can point, speak, draw, or write. Adults can note any help they give.



WORKSHEET OUTPOST | Kindergarten Math — Supported

Putting two groups together

OW-K-013 E1 | Five questions

Success criteria

I can use objects or a drawing to solve the number story.

Name: _____ Date: _____

Listen as an adult reads each question. Use counters or draw a picture to solve it.

1. 1 red flowers and 3 yellow flowers grow together. Draw and find the total.

2. 2 red flowers and 2 yellow flowers grow together. Draw and find the total.

3. 3 red flowers and 3 yellow flowers grow together. Draw and find the total.

4. 4 red flowers and 2 yellow flowers grow together. Draw and find the total.

5. Write a problem like question 1 with new numbers or objects. Solve it and show your work.

You can point, speak, draw, or write. Adults can note any help they give.



WORKSHEET OUTPOST | Kindergarten Math — Supported

Putting two groups together

OW-K-013 E2 | Five questions

Success criteria

I can use objects or a drawing to solve the number story.

Name: _____ Date: _____

Work with a partner. Build a model, then say or write your answer.

1. 1 red flowers and 3 yellow flowers grow together. Draw and find the total.

2. 2 red flowers and 2 yellow flowers grow together. Draw and find the total.

3. 3 red flowers and 3 yellow flowers grow together. Draw and find the total.

4. 4 red flowers and 2 yellow flowers grow together. Draw and find the total.

5. Write a problem like question 1 with new numbers or objects. Solve it and show your work.

You can point, speak, draw, or write. Adults can note any help they give.



WORKSHEET OUTPOST | Kindergarten Math — Supported

Putting two groups together

OW-K-013 E3 | Five questions

Success criteria

I can use objects or a drawing to solve the number story.

Name: _____ Date: _____

Work with a helper. Use objects, a number line, or a drawing to solve each problem.

1. 1 red flowers and 3 yellow flowers grow together. Draw and find the total.

2. 2 red flowers and 2 yellow flowers grow together. Draw and find the total.

3. 3 red flowers and 3 yellow flowers grow together. Draw and find the total.

4. 4 red flowers and 2 yellow flowers grow together. Draw and find the total.

5. Write a problem like question 1 with new numbers or objects. Solve it and show your work.

You can point, speak, draw, or write. Adults can note any help they give.



WORKSHEET OUTPOST | Kindergarten Math — Supported

Putting two groups together

OW-K-013 E4 | Five questions

Success criteria

I can use objects or a drawing to solve the number story.

Name: _____ Date: _____

Ask an adult to show you how to start. Then finish the problem together.

1. 1 red flowers and 3 yellow flowers grow together. Draw and find the total.

2. 2 red flowers and 2 yellow flowers grow together. Draw and find the total.

3. 3 red flowers and 3 yellow flowers grow together. Draw and find the total.

4. 4 red flowers and 2 yellow flowers grow together. Draw and find the total.

5. Write a problem like question 1 with new numbers or objects. Solve it and show your work.

You can point, speak, draw, or write. Adults can note any help they give.



WORKSHEET OUTPOST | Kindergarten Math — Supported

Putting two groups together

OW-K-013 E5 | Five questions

Success criteria

I can use objects or a drawing to solve the number story.

Name: _____ Date: _____

Try each problem. Tell an adult how you solved it. The adult can write down your answers.

1. 1 red flowers and 3 yellow flowers grow together. Draw and find the total.

2. 2 red flowers and 2 yellow flowers grow together. Draw and find the total.

3. 3 red flowers and 3 yellow flowers grow together. Draw and find the total.

4. 4 red flowers and 2 yellow flowers grow together. Draw and find the total.

5. Write a problem like question 1 with new numbers or objects. Solve it and show your work.

You can point, speak, draw, or write. Adults can note any help they give.



WORKSHEET OUTPOST | Kindergarten Math — Supported

A set of ten

OW-K-014 E1 | Five questions

Success criteria

I can touch each dot once and tell how many there are.

Name: _____ Date: _____

Listen as an adult reads each question. Use counters or draw a picture to solve it.

1. How many dots do you see?



2. How many dots do you see?



3. How many dots do you see?



4. How many dots do you see?



5. Write a problem like question 1 with new numbers or objects. Solve it and show your work.

You can point, speak, draw, or write. Adults can note any help they give.



WORKSHEET OUTPOST | Kindergarten Math — Supported

A set of ten

Success criteria
I can touch each dot once and tell how many there are.

OW-K-014 E2 | Five questions

Name: _____ Date: _____

Work with a partner. Build a model, then say or write your answer.

1. How many dots do you see?



2. How many dots do you see?



3. How many dots do you see?



4. How many dots do you see?



5. Write a problem like question 1 with new numbers or objects. Solve it and show your work.

You can point, speak, draw, or write. Adults can note any help they give.



WORKSHEET OUTPOST | Kindergarten Math — Supported

A set of ten

OW-K-014 E3 | Five questions

Success criteria

I can touch each dot once and tell how many there are.

Name: _____ Date: _____

Work with a helper. Use objects, a number line, or a drawing to solve each problem.

1. How many dots do you see?



2. How many dots do you see?



3. How many dots do you see?



4. How many dots do you see?



5. Write a problem like question 1 with new numbers or objects. Solve it and show your work.

You can point, speak, draw, or write. Adults can note any help they give.



WORKSHEET OUTPOST | Kindergarten Math — Supported

A set of ten

OW-K-014 E4 | Five questions

Success criteria

I can touch each dot once and tell how many there are.

Name: _____ Date: _____

Ask an adult to show you how to start. Then finish the problem together.

1. How many dots do you see?



2. How many dots do you see?



3. How many dots do you see?



4. How many dots do you see?



5. Write a problem like question 1 with new numbers or objects. Solve it and show your work.

You can point, speak, draw, or write. Adults can note any help they give.



WORKSHEET OUTPOST | Kindergarten Math — Supported

A set of ten

OW-K-014 E5 | Five questions

Success criteria

I can touch each dot once and tell how many there are.

Name: _____ Date: _____

Try each problem. Tell an adult how you solved it. The adult can write down your answers.

1. How many dots do you see?



2. How many dots do you see?



3. How many dots do you see?



4. How many dots do you see?



5. Write a problem like question 1 with new numbers or objects. Solve it and show your work.

You can point, speak, draw, or write. Adults can note any help they give.



WORKSHEET OUTPOST | Kindergarten Math — Supported

An empty group

OW-K-015 E1 | Five questions

Success criteria

I can count each object once and tell how many there are.

Name: _____ Date: _____

Listen as an adult reads each question. Use counters or draw a picture to solve it.

1. Count the dots inside the box. Write zero when it is empty.

2. Count the dots inside the box. Write zero when it is empty.



3. Count the dots inside the box. Write zero when it is empty.

4. Count the dots inside the box. Write zero when it is empty.



5. Write a problem like question 1 with new numbers or objects. Solve it and show your work.

You can point, speak, draw, or write. Adults can note any help they give.



WORKSHEET OUTPOST | Kindergarten Math — Supported

An empty group

OW-K-015 E2 | Five questions

Success criteria

I can count each object once and tell how many there are.

Name: _____ Date: _____

Work with a partner. Build a model, then say or write your answer.

1. Count the dots inside the box. Write zero when it is empty.

2. Count the dots inside the box. Write zero when it is empty.



3. Count the dots inside the box. Write zero when it is empty.

4. Count the dots inside the box. Write zero when it is empty.



5. Write a problem like question 1 with new numbers or objects. Solve it and show your work.

You can point, speak, draw, or write. Adults can note any help they give.



WORKSHEET OUTPOST | Kindergarten Math — Supported

An empty group

OW-K-015 E3 | Five questions

Success criteria

I can count each object once and tell how many there are.

Name: _____ Date: _____

Work with a helper. Use objects, a number line, or a drawing to solve each problem.

1. Count the dots inside the box. Write zero when it is empty.

2. Count the dots inside the box. Write zero when it is empty.

3. Count the dots inside the box. Write zero when it is empty.

4. Count the dots inside the box. Write zero when it is empty.

5. Write a problem like question 1 with new numbers or objects. Solve it and show your work.

You can point, speak, draw, or write. Adults can note any help they give.



WORKSHEET OUTPOST | Kindergarten Math — Supported

An empty group

OW-K-015 E4 | Five questions

Success criteria

I can count each object once and tell how many there are.

Name: _____ Date: _____

Ask an adult to show you how to start. Then finish the problem together.

1. Count the dots inside the box. Write zero when it is empty.

2. Count the dots inside the box. Write zero when it is empty.

3. Count the dots inside the box. Write zero when it is empty.

4. Count the dots inside the box. Write zero when it is empty.

5. Write a problem like question 1 with new numbers or objects. Solve it and show your work.

You can point, speak, draw, or write. Adults can note any help they give.



WORKSHEET OUTPOST | Kindergarten Math — Supported

An empty group

OW-K-015 E5 | Five questions

Success criteria

I can count each object once and tell how many there are.

Name: _____ Date: _____

Try each problem. Tell an adult how you solved it. The adult can write down your answers.

1. Count the dots inside the box. Write zero when it is empty.

2. Count the dots inside the box. Write zero when it is empty.



3. Count the dots inside the box. Write zero when it is empty.

4. Count the dots inside the box. Write zero when it is empty.



5. Write a problem like question 1 with new numbers or objects. Solve it and show your work.

You can point, speak, draw, or write. Adults can note any help they give.



WORKSHEET OUTPOST | Kindergarten Math — Supported

Choosing the larger number

Success criteria
I can compare two numbers and tell which is greater.

OW-K-016 E1 | Five questions

Name: _____ Date: _____

Listen as an adult reads each question. Use counters or draw a picture to solve it.

1. One group has 6 dots. Another has 8. Does the first group have more dots, fewer dots, or the same number?

2. One group has 9 dots. Another has 7. Does the first group have more dots, fewer dots, or the same number?

3. One group has 0 dots. Another has 0. Does the first group have more dots, fewer dots, or the same number?

4. One group has 8 dots. Another has 10. Does the first group have more dots, fewer dots, or the same number?

5. Write a problem like question 1 with new numbers or objects. Solve it and show your work.

You can point, speak, draw, or write. Adults can note any help they give.



WORKSHEET OUTPOST | Kindergarten Math — Supported

Choosing the larger number

Success criteria
I can compare two numbers and tell which is greater.

OW-K-016 E2 | Five questions

Name: _____ Date: _____

Work with a partner. Build a model, then say or write your answer.

1. One group has 6 dots. Another has 8. Does the first group have more dots, fewer dots, or the same number?

2. One group has 9 dots. Another has 7. Does the first group have more dots, fewer dots, or the same number?

3. One group has 0 dots. Another has 0. Does the first group have more dots, fewer dots, or the same number?

4. One group has 8 dots. Another has 10. Does the first group have more dots, fewer dots, or the same number?

5. Write a problem like question 1 with new numbers or objects. Solve it and show your work.

You can point, speak, draw, or write. Adults can note any help they give.



WORKSHEET OUTPOST | Kindergarten Math — Supported

Choosing the larger number

Success criteria
I can compare two numbers and tell which is greater.

OW-K-016 E3 | Five questions

Name: _____ Date: _____

Work with a helper. Use objects, a number line, or a drawing to solve each problem.

1. One group has 6 dots. Another has 8. Does the first group have more dots, fewer dots, or the same number?

2. One group has 9 dots. Another has 7. Does the first group have more dots, fewer dots, or the same number?

3. One group has 0 dots. Another has 0. Does the first group have more dots, fewer dots, or the same number?

4. One group has 8 dots. Another has 10. Does the first group have more dots, fewer dots, or the same number?

5. Write a problem like question 1 with new numbers or objects. Solve it and show your work.

You can point, speak, draw, or write. Adults can note any help they give.



WORKSHEET OUTPOST | Kindergarten Math — Supported

Choosing the larger number

Success criteria
I can compare two numbers and tell which is greater.

OW-K-016 E4 | Five questions

Name: _____ Date: _____

Ask an adult to show you how to start. Then finish the problem together.

1. One group has 6 dots. Another has 8. Does the first group have more dots, fewer dots, or the same number?

2. One group has 9 dots. Another has 7. Does the first group have more dots, fewer dots, or the same number?

3. One group has 0 dots. Another has 0. Does the first group have more dots, fewer dots, or the same number?

4. One group has 8 dots. Another has 10. Does the first group have more dots, fewer dots, or the same number?

5. Write a problem like question 1 with new numbers or objects. Solve it and show your work.

You can point, speak, draw, or write. Adults can note any help they give.



WORKSHEET OUTPOST | Kindergarten Math — Supported

Choosing the larger number

Success criteria
I can compare two numbers and tell which is greater.

OW-K-016 E5 | Five questions

Name: _____ Date: _____

Try each problem. Tell an adult how you solved it. The adult can write down your answers.

1. One group has 6 dots. Another has 8. Does the first group have more dots, fewer dots, or the same number?

2. One group has 9 dots. Another has 7. Does the first group have more dots, fewer dots, or the same number?

3. One group has 0 dots. Another has 0. Does the first group have more dots, fewer dots, or the same number?

4. One group has 8 dots. Another has 10. Does the first group have more dots, fewer dots, or the same number?

5. Write a problem like question 1 with new numbers or objects. Solve it and show your work.

You can point, speak, draw, or write. Adults can note any help they give.



WORKSHEET OUTPOST | Kindergarten Math — Supported

Compare written numbers through ten

OW-K-017 E1 | Five questions

Success criteria
I can compare two numbers and tell which is greater.

Name: _____ Date: _____

Listen as an adult reads each question. Use counters or draw a picture to solve it.

1. Circle the greater number, or write equal: 6 and 8

2. Circle the greater number, or write equal: 9 and 7

3. Circle the greater number, or write equal: 0 and 0

4. Circle the greater number, or write equal: 8 and 10

5. Write a problem like question 1 with new numbers or objects. Solve it and show your work.

You can point, speak, draw, or write. Adults can note any help they give.



WORKSHEET OUTPOST | Kindergarten Math — Supported

Compare written numbers through ten

OW-K-017 E2 | Five questions

Name: _____ Date: _____

Success criteria

I can compare two numbers and tell which is greater.

Work with a partner. Build a model, then say or write your answer.

1. Circle the greater number, or write equal: 6 and 8

2. Circle the greater number, or write equal: 9 and 7

3. Circle the greater number, or write equal: 0 and 0

4. Circle the greater number, or write equal: 8 and 10

5. Write a problem like question 1 with new numbers or objects. Solve it and show your work.

You can point, speak, draw, or write. Adults can note any help they give.



WORKSHEET OUTPOST | Kindergarten Math — Supported

Compare written numbers through ten

OW-K-017 E3 | Five questions

Success criteria
I can compare two numbers and tell which is greater.

Name: _____ Date: _____

Work with a helper. Use objects, a number line, or a drawing to solve each problem.

1. Circle the greater number, or write equal: 6 and 8

2. Circle the greater number, or write equal: 9 and 7

3. Circle the greater number, or write equal: 0 and 0

4. Circle the greater number, or write equal: 8 and 10

5. Write a problem like question 1 with new numbers or objects. Solve it and show your work.

You can point, speak, draw, or write. Adults can note any help they give.



WORKSHEET OUTPOST | Kindergarten Math — Supported

Compare written numbers through ten

OW-K-017 E4 | Five questions

Success criteria
I can compare two numbers and tell which is greater.

Name: _____ Date: _____

Ask an adult to show you how to start. Then finish the problem together.

1. Circle the greater number, or write equal: 6 and 8

2. Circle the greater number, or write equal: 9 and 7

3. Circle the greater number, or write equal: 0 and 0

4. Circle the greater number, or write equal: 8 and 10

5. Write a problem like question 1 with new numbers or objects. Solve it and show your work.

You can point, speak, draw, or write. Adults can note any help they give.



WORKSHEET OUTPOST | Kindergarten Math — Supported

Compare written numbers through ten

OW-K-017 E5 | Five questions

Success criteria
I can compare two numbers and tell which is greater.

Name: _____ Date: _____

Try each problem. Tell an adult how you solved it. The adult can write down your answers.

1. Circle the greater number, or write equal: 6 and 8

2. Circle the greater number, or write equal: 9 and 7

3. Circle the greater number, or write equal: 0 and 0

4. Circle the greater number, or write equal: 8 and 10

5. Write a problem like question 1 with new numbers or objects. Solve it and show your work.

You can point, speak, draw, or write. Adults can note any help they give.



WORKSHEET OUTPOST | Kindergarten Math — Supported

Continue a count through twenty

Success criteria
I can start at a number and count on from there.

OW-K-018 E1 | Five questions

Name: _____ Date: _____

Listen as an adult reads each question. Use counters or draw a picture to solve it.

1. Count on: 11, ____, ____, ____.

2. Count on: 14, ____, ____, ____.

3. Count on: 16, ____, ____, ____.

4. Count on: 17, ____, ____, ____.

5. Write a problem like question 1 with new numbers or objects. Solve it and show your work.

You can point, speak, draw, or write. Adults can note any help they give.



WORKSHEET OUTPOST | Kindergarten Math — Supported

Continue a count through twenty

Success criteria
I can start at a number and count on from there.

OW-K-018 E2 | Five questions

Name: _____ Date: _____

Work with a partner. Build a model, then say or write your answer.

1. Count on: 11, ____, ____, ____.

2. Count on: 14, ____, ____, ____.

3. Count on: 16, ____, ____, ____.

4. Count on: 17, ____, ____, ____.

5. Write a problem like question 1 with new numbers or objects. Solve it and show your work.

You can point, speak, draw, or write. Adults can note any help they give.



WORKSHEET OUTPOST | Kindergarten Math — Supported

Continue a count through twenty

Success criteria
I can start at a number and count on from there.

OW-K-018 E3 | Five questions

Name: _____ Date: _____

Work with a helper. Use objects, a number line, or a drawing to solve each problem.

1. Count on: 11, ____, ____, ____.

2. Count on: 14, ____, ____, ____.

3. Count on: 16, ____, ____, ____.

4. Count on: 17, ____, ____, ____.

5. Write a problem like question 1 with new numbers or objects. Solve it and show your work.

You can point, speak, draw, or write. Adults can note any help they give.



WORKSHEET OUTPOST | Kindergarten Math — Supported

Continue a count through twenty

OW-K-018 E4 | Five questions

Success criteria
I can start at a number and count on from there.

Name: _____ Date: _____

Ask an adult to show you how to start. Then finish the problem together.

1. Count on: 11, ____, ____, ____.

2. Count on: 14, ____, ____, ____.

3. Count on: 16, ____, ____, ____.

4. Count on: 17, ____, ____, ____.

5. Write a problem like question 1 with new numbers or objects. Solve it and show your work.

You can point, speak, draw, or write. Adults can note any help they give.



WORKSHEET OUTPOST | Kindergarten Math — Supported

Continue a count through twenty

Success criteria
I can start at a number and count on from there.

OW-K-018 E5 | Five questions

Name: _____ Date: _____

Try each problem. Tell an adult how you solved it. The adult can write down your answers.

1. Count on: 11, ____, ____, ____.

2. Count on: 14, ____, ____, ____.

3. Count on: 16, ____, ____, ____.

4. Count on: 17, ____, ____, ____.

5. Write a problem like question 1 with new numbers or objects. Solve it and show your work.

You can point, speak, draw, or write. Adults can note any help they give.



WORKSHEET OUTPOST | Kindergarten Math — Supported

Count each set before comparing

Success criteria
I can tell which group has more, which has fewer, or if they are equal.

OW-K-019 E1 | Five questions

Name: _____ Date: _____

Listen as an adult reads each question. Use counters or draw a picture to solve it.

1. Which group has fewer dots? Write A, B, or "equal" if the groups match.

A ○ ○ ○ ○ ○ ○

B ○ ○ ○ ○ ○ ○ ○ ○

2. Which group has fewer dots? Write A, B, or "equal" if the groups match.

A ○ ○ ○ ○ ○ ○ ○ ○ ○

B ○ ○ ○ ○ ○ ○ ○

3. Which group has fewer dots? Write A, B, or "equal" if the groups match.

A

B

4. Which group has fewer dots? Write A, B, or "equal" if the groups match.

A ○ ○ ○ ○ ○ ○ ○ ○

B ○ ○ ○ ○ ○ ○ ○ ○ ○ ○

5. Write a problem like question 1 with new numbers or objects. Solve it and show your work.

You can point, speak, draw, or write. Adults can note any help they give.



WORKSHEET OUTPOST | Kindergarten Math — Supported

Count each set before comparing

Success criteria
I can tell which group has more, which has fewer, or if they are equal.

OW-K-019 E2 | Five questions

Name: _____ Date: _____

Work with a partner. Build a model, then say or write your answer.

1. Which group has fewer dots? Write A, B, or "equal" if the groups match.

A ○ ○ ○ ○ ○ ○

B ○ ○ ○ ○ ○ ○ ○ ○

2. Which group has fewer dots? Write A, B, or "equal" if the groups match.

A ○ ○ ○ ○ ○ ○ ○ ○ ○

B ○ ○ ○ ○ ○ ○ ○

3. Which group has fewer dots? Write A, B, or "equal" if the groups match.

A

B

4. Which group has fewer dots? Write A, B, or "equal" if the groups match.

A ○ ○ ○ ○ ○ ○ ○ ○

B ○ ○ ○ ○ ○ ○ ○ ○ ○ ○

5. Write a problem like question 1 with new numbers or objects. Solve it and show your work.

You can point, speak, draw, or write. Adults can note any help they give.



WORKSHEET OUTPOST | Kindergarten Math — Supported

Count each set before comparing

Success criteria
I can tell which group has more, which has fewer, or if they are equal.

OW-K-019 E3 | Five questions

Name: _____ Date: _____

Work with a helper. Use objects, a number line, or a drawing to solve each problem.

1. Which group has fewer dots? Write A, B, or "equal" if the groups match.

A ○ ○ ○ ○ ○ ○

B ○ ○ ○ ○ ○ ○ ○ ○

2. Which group has fewer dots? Write A, B, or "equal" if the groups match.

A ○ ○ ○ ○ ○ ○ ○ ○ ○

B ○ ○ ○ ○ ○ ○ ○

3. Which group has fewer dots? Write A, B, or "equal" if the groups match.

A

B

4. Which group has fewer dots? Write A, B, or "equal" if the groups match.

A ○ ○ ○ ○ ○ ○ ○ ○

B ○ ○ ○ ○ ○ ○ ○ ○ ○ ○

5. Write a problem like question 1 with new numbers or objects. Solve it and show your work.

You can point, speak, draw, or write. Adults can note any help they give.



WORKSHEET OUTPOST | Kindergarten Math — Supported

Count each set before comparing

Success criteria
I can tell which group has more, which has fewer, or if they are equal.

OW-K-019 E4 | Five questions

Name: _____ Date: _____

Ask an adult to show you how to start. Then finish the problem together.

1. Which group has fewer dots? Write A, B, or "equal" if the groups match.

A ○ ○ ○ ○ ○ ○

B ○ ○ ○ ○ ○ ○ ○ ○

2. Which group has fewer dots? Write A, B, or "equal" if the groups match.

A ○ ○ ○ ○ ○ ○ ○ ○ ○

B ○ ○ ○ ○ ○ ○ ○

3. Which group has fewer dots? Write A, B, or "equal" if the groups match.

A

B

4. Which group has fewer dots? Write A, B, or "equal" if the groups match.

A ○ ○ ○ ○ ○ ○ ○ ○

B ○ ○ ○ ○ ○ ○ ○ ○ ○ ○

5. Write a problem like question 1 with new numbers or objects. Solve it and show your work.

You can point, speak, draw, or write. Adults can note any help they give.



WORKSHEET OUTPOST | Kindergarten Math — Supported

Count each set before comparing

Success criteria
I can tell which group has more, which has fewer, or if they are equal.

OW-K-019 E5 | Five questions

Name: _____ Date: _____

Try each problem. Tell an adult how you solved it. The adult can write down your answers.

1. Which group has fewer dots? Write A, B, or "equal" if the groups match.

A ○ ○ ○ ○ ○ ○

B ○ ○ ○ ○ ○ ○ ○ ○

2. Which group has fewer dots? Write A, B, or "equal" if the groups match.

A ○ ○ ○ ○ ○ ○ ○ ○ ○

B ○ ○ ○ ○ ○ ○ ○

3. Which group has fewer dots? Write A, B, or "equal" if the groups match.

A

B

4. Which group has fewer dots? Write A, B, or "equal" if the groups match.

A ○ ○ ○ ○ ○ ○ ○ ○

B ○ ○ ○ ○ ○ ○ ○ ○ ○ ○

5. Write a problem like question 1 with new numbers or objects. Solve it and show your work.

You can point, speak, draw, or write. Adults can note any help they give.



WORKSHEET OUTPOST | Kindergarten Math — Supported

Counting sets through ten

Success criteria
I can touch each dot once and tell how many there are.

OW-K-020 E1 | Five questions

Name: _____ Date: _____

Listen as an adult reads each question. Use counters or draw a picture to solve it.

1. Count the dots. Write the number.



2. Count the dots. Write the number.



3. Count the dots. Write the number.



4. Count the dots. Write the number.



5. Write a problem like question 1 with new numbers or objects. Solve it and show your work.

You can point, speak, draw, or write. Adults can note any help they give.



WORKSHEET OUTPOST | Kindergarten Math — Supported

Counting sets through ten

Success criteria
I can touch each dot once and tell how many there are.

OW-K-020 E2 | Five questions

Name: _____ Date: _____

Work with a partner. Build a model, then say or write your answer.

1. Count the dots. Write the number.



2. Count the dots. Write the number.



3. Count the dots. Write the number.



4. Count the dots. Write the number.



5. Write a problem like question 1 with new numbers or objects. Solve it and show your work.

You can point, speak, draw, or write. Adults can note any help they give.



WORKSHEET OUTPOST | Kindergarten Math — Supported

Counting sets through ten

Success criteria
I can touch each dot once and tell how many there are.

OW-K-020 E3 | Five questions

Name: _____ Date: _____

Work with a helper. Use objects, a number line, or a drawing to solve each problem.

1. Count the dots. Write the number.



2. Count the dots. Write the number.



3. Count the dots. Write the number.



4. Count the dots. Write the number.



5. Write a problem like question 1 with new numbers or objects. Solve it and show your work.

You can point, speak, draw, or write. Adults can note any help they give.



WORKSHEET OUTPOST | Kindergarten Math — Supported

Counting sets through ten

Success criteria
I can touch each dot once and tell how many there are.

OW-K-020 E4 | Five questions

Name: _____ Date: _____

Ask an adult to show you how to start. Then finish the problem together.

1. Count the dots. Write the number.



2. Count the dots. Write the number.



3. Count the dots. Write the number.



4. Count the dots. Write the number.



5. Write a problem like question 1 with new numbers or objects. Solve it and show your work.

You can point, speak, draw, or write. Adults can note any help they give.



WORKSHEET OUTPOST | Kindergarten Math — Supported

Counting sets through ten

Success criteria
I can touch each dot once and tell how many there are.

OW-K-020 E5 | Five questions

Name: _____ Date: _____

Try each problem. Tell an adult how you solved it. The adult can write down your answers.

1. Count the dots. Write the number.



2. Count the dots. Write the number.



3. Count the dots. Write the number.



4. Count the dots. Write the number.



5. Write a problem like question 1 with new numbers or objects. Solve it and show your work.

You can point, speak, draw, or write. Adults can note any help they give.



WORKSHEET OUTPOST | Kindergarten Math — Supported

Counting to compare small sets

OW-K-021 E1 | Five questions

Success criteria

I can match or count the objects to show which group has more, fewer, or the same number.

Name: _____ Date: _____

Listen as an adult reads each question. Use counters or draw a picture to solve it.

1. Count each row. Which row has more, or do they have the same number?

A ○ ○

B ○ ○ ○

2. Count each row. Which row has more, or do they have the same number?

A ○ ○ ○ ○

B ○ ○

3. Count each row. Which row has more, or do they have the same number?

A ○

B ○

4. Count each row. Which row has more, or do they have the same number?

A ○ ○ ○

B ○ ○ ○ ○

5. Write a problem like question 1 with new numbers or objects. Solve it and show your work.

You can point, speak, draw, or write. Adults can note any help they give.



WORKSHEET OUTPOST | Kindergarten Math — Supported

Counting to compare small sets

OW-K-021 E2 | Five questions

Success criteria

I can match or count the objects to show which group has more, fewer, or the same number.

Name: _____ Date: _____

Work with a partner. Build a model, then say or write your answer.

1. Count each row. Which row has more, or do they have the same number?

A ○ ○

B ○ ○ ○

2. Count each row. Which row has more, or do they have the same number?

A ○ ○ ○ ○

B ○ ○

3. Count each row. Which row has more, or do they have the same number?

A ○

B ○

4. Count each row. Which row has more, or do they have the same number?

A ○ ○ ○

B ○ ○ ○ ○

5. Write a problem like question 1 with new numbers or objects. Solve it and show your work.

You can point, speak, draw, or write. Adults can note any help they give.



WORKSHEET OUTPOST | Kindergarten Math — Supported

Counting to compare small sets

OW-K-021 E3 | Five questions

Success criteria

I can match or count the objects to show which group has more, fewer, or the same number.

Name: _____ Date: _____

Work with a helper. Use objects, a number line, or a drawing to solve each problem.

1. Count each row. Which row has more, or do they have the same number?

A ○ ○

B ○ ○ ○

2. Count each row. Which row has more, or do they have the same number?

A ○ ○ ○ ○

B ○ ○

3. Count each row. Which row has more, or do they have the same number?

A ○

B ○

4. Count each row. Which row has more, or do they have the same number?

A ○ ○ ○

B ○ ○ ○ ○

5. Write a problem like question 1 with new numbers or objects. Solve it and show your work.

You can point, speak, draw, or write. Adults can note any help they give.



WORKSHEET OUTPOST | Kindergarten Math — Supported

Counting to compare small sets

OW-K-021 E4 | Five questions

Success criteria

I can match or count the objects to show which group has more, fewer, or the same number.

Name: _____ Date: _____

Ask an adult to show you how to start. Then finish the problem together.

1. Count each row. Which row has more, or do they have the same number?

A ○ ○

B ○ ○ ○

2. Count each row. Which row has more, or do they have the same number?

A ○ ○ ○ ○

B ○ ○

3. Count each row. Which row has more, or do they have the same number?

A ○

B ○

4. Count each row. Which row has more, or do they have the same number?

A ○ ○ ○

B ○ ○ ○ ○

5. Write a problem like question 1 with new numbers or objects. Solve it and show your work.

You can point, speak, draw, or write. Adults can note any help they give.



WORKSHEET OUTPOST | Kindergarten Math — Supported

Counting to compare small sets

OW-K-021 E5 | Five questions

Success criteria

I can match or count the objects to show which group has more, fewer, or the same number.

Name: _____ Date: _____

Try each problem. Tell an adult how you solved it. The adult can write down your answers.

1. Count each row. Which row has more, or do they have the same number?

A ○ ○

B ○ ○ ○

2. Count each row. Which row has more, or do they have the same number?

A ○ ○ ○ ○

B ○ ○

3. Count each row. Which row has more, or do they have the same number?

A ○

B ○

4. Count each row. Which row has more, or do they have the same number?

A ○ ○ ○

B ○ ○ ○ ○

5. Write a problem like question 1 with new numbers or objects. Solve it and show your work.

You can point, speak, draw, or write. Adults can note any help they give.



WORKSHEET OUTPOST | Kindergarten Math — Supported

Dot sets of eight and nine

Success criteria
I can touch each dot once and tell how many there are.

OW-K-022 E1 | Five questions

Name: _____ Date: _____

Listen as an adult reads each question. Use counters or draw a picture to solve it.

1. Count the dots. Write the number.

○ ○ ○ ○ ○
○ ○ ○

2. Count the dots. Write the number.

○ ○ ○ ○ ○
○ ○ ○ ○

3. Count the dots. Write the number.

○ ○ ○ ○ ○
○ ○ ○

4. Count the dots. Write the number.

○ ○ ○ ○ ○
○ ○ ○ ○

5. Write a problem like question 1 with new numbers or objects. Solve it and show your work.

You can point, speak, draw, or write. Adults can note any help they give.



WORKSHEET OUTPOST | Kindergarten Math — Supported

Dot sets of eight and nine

Success criteria
I can touch each dot once and tell how many there are.

OW-K-022 E2 | Five questions

Name: _____ Date: _____

Work with a partner. Build a model, then say or write your answer.

1. Count the dots. Write the number.

○ ○ ○ ○ ○
○ ○ ○

2. Count the dots. Write the number.

○ ○ ○ ○ ○
○ ○ ○ ○

3. Count the dots. Write the number.

○ ○ ○ ○ ○
○ ○ ○

4. Count the dots. Write the number.

○ ○ ○ ○ ○
○ ○ ○ ○

5. Write a problem like question 1 with new numbers or objects. Solve it and show your work.

You can point, speak, draw, or write. Adults can note any help they give.



WORKSHEET OUTPOST | Kindergarten Math — Supported

Dot sets of eight and nine

Success criteria
I can touch each dot once and tell how many there are.

OW-K-022 E3 | Five questions

Name: _____ Date: _____

Work with a helper. Use objects, a number line, or a drawing to solve each problem.

1. Count the dots. Write the number.

○ ○ ○ ○ ○
○ ○ ○

2. Count the dots. Write the number.

○ ○ ○ ○ ○
○ ○ ○ ○

3. Count the dots. Write the number.

○ ○ ○ ○ ○
○ ○ ○

4. Count the dots. Write the number.

○ ○ ○ ○ ○
○ ○ ○ ○

5. Write a problem like question 1 with new numbers or objects. Solve it and show your work.

You can point, speak, draw, or write. Adults can note any help they give.



WORKSHEET OUTPOST | Kindergarten Math — Supported

Dot sets of eight and nine

Success criteria
I can touch each dot once and tell how many there are.

OW-K-022 E4 | Five questions

Name: _____ Date: _____

Ask an adult to show you how to start. Then finish the problem together.

1. Count the dots. Write the number.

○ ○ ○ ○ ○
○ ○ ○

2. Count the dots. Write the number.

○ ○ ○ ○ ○
○ ○ ○ ○

3. Count the dots. Write the number.

○ ○ ○ ○ ○
○ ○ ○

4. Count the dots. Write the number.

○ ○ ○ ○ ○
○ ○ ○ ○

5. Write a problem like question 1 with new numbers or objects. Solve it and show your work.

You can point, speak, draw, or write. Adults can note any help they give.



WORKSHEET OUTPOST | Kindergarten Math — Supported

Dot sets of eight and nine

Success criteria
I can touch each dot once and tell how many there are.

OW-K-022 E5 | Five questions

Name: _____ Date: _____

Try each problem. Tell an adult how you solved it. The adult can write down your answers.

1. Count the dots. Write the number.

○ ○ ○ ○ ○
○ ○ ○

2. Count the dots. Write the number.

○ ○ ○ ○ ○
○ ○ ○ ○

3. Count the dots. Write the number.

○ ○ ○ ○ ○
○ ○ ○

4. Count the dots. Write the number.

○ ○ ○ ○ ○
○ ○ ○ ○

5. Write a problem like question 1 with new numbers or objects. Solve it and show your work.

You can point, speak, draw, or write. Adults can note any help they give.



WORKSHEET OUTPOST | Kindergarten Math — Supported

Dot sets of four and five

Success criteria
I can touch each dot once and tell how many there are.

OW-K-023 E1 | Five questions

Name: _____ Date: _____

Listen as an adult reads each question. Use counters or draw a picture to solve it.

1. Count the objects. Write how many you see.

○ ○ ○ ○

2. Count the objects. Write how many you see.

○ ○ ○ ○ ○

3. Count the objects. Write how many you see.

○ ○ ○ ○ ○

4. Count the objects. Write how many you see.

○ ○ ○ ○

5. Write a problem like question 1 with new numbers or objects. Solve it and show your work.

You can point, speak, draw, or write. Adults can note any help they give.



WORKSHEET OUTPOST | Kindergarten Math — Supported

Dot sets of four and five

Success criteria
I can touch each dot once and tell how many there are.

OW-K-023 E2 | Five questions

Name: _____ Date: _____

Work with a partner. Build a model, then say or write your answer.

1. Count the objects. Write how many you see.

○ ○ ○ ○

2. Count the objects. Write how many you see.

○ ○ ○ ○ ○

3. Count the objects. Write how many you see.

○ ○ ○ ○ ○

4. Count the objects. Write how many you see.

○ ○ ○ ○

5. Write a problem like question 1 with new numbers or objects. Solve it and show your work.

You can point, speak, draw, or write. Adults can note any help they give.



WORKSHEET OUTPOST | Kindergarten Math — Supported

Dot sets of four and five

Success criteria
I can touch each dot once and tell how many there are.

OW-K-023 E3 | Five questions

Name: _____ Date: _____

Work with a helper. Use objects, a number line, or a drawing to solve each problem.

1. Count the objects. Write how many you see.

○ ○ ○ ○

2. Count the objects. Write how many you see.

○ ○ ○ ○ ○

3. Count the objects. Write how many you see.

○ ○ ○ ○ ○

4. Count the objects. Write how many you see.

○ ○ ○ ○

5. Write a problem like question 1 with new numbers or objects. Solve it and show your work.

You can point, speak, draw, or write. Adults can note any help they give.



WORKSHEET OUTPOST | Kindergarten Math — Supported

Dot sets of four and five

Success criteria
I can touch each dot once and tell how many there are.

OW-K-023 E4 | Five questions

Name: _____ Date: _____

Ask an adult to show you how to start. Then finish the problem together.

1. Count the objects. Write how many you see.

○ ○ ○ ○

2. Count the objects. Write how many you see.

○ ○ ○ ○ ○

3. Count the objects. Write how many you see.

○ ○ ○ ○ ○

4. Count the objects. Write how many you see.

○ ○ ○ ○

5. Write a problem like question 1 with new numbers or objects. Solve it and show your work.

You can point, speak, draw, or write. Adults can note any help they give.



WORKSHEET OUTPOST | Kindergarten Math — Supported

Dot sets of four and five

Success criteria
I can touch each dot once and tell how many there are.

OW-K-023 E5 | Five questions

Name: _____ Date: _____

Try each problem. Tell an adult how you solved it. The adult can write down your answers.

1. Count the objects. Write how many you see.

○ ○ ○ ○

2. Count the objects. Write how many you see.

○ ○ ○ ○ ○

3. Count the objects. Write how many you see.

○ ○ ○ ○ ○

4. Count the objects. Write how many you see.

○ ○ ○ ○

5. Write a problem like question 1 with new numbers or objects. Solve it and show your work.

You can point, speak, draw, or write. Adults can note any help they give.



WORKSHEET OUTPOST | Kindergarten Math — Supported

Dot sets of one to three

Success criteria
I can touch each dot once and tell how many there are.

OW-K-024 E1 | Five questions

Name: _____ Date: _____

Listen as an adult reads each question. Use counters or draw a picture to solve it.

1. Count the dots. Write the number.

○

2. Count the dots. Write the number.

○ ○

3. Count the dots. Write the number.

○ ○ ○

4. Count the dots. Write the number.

○ ○

5. Write a problem like question 1 with new numbers or objects. Solve it and show your work.

You can point, speak, draw, or write. Adults can note any help they give.



WORKSHEET OUTPOST | Kindergarten Math — Supported

Dot sets of one to three

Success criteria
I can touch each dot once and tell how many there are.

OW-K-024 E2 | Five questions

Name: _____ Date: _____

Work with a partner. Build a model, then say or write your answer.

1. Count the dots. Write the number.

○

2. Count the dots. Write the number.

○ ○

3. Count the dots. Write the number.

○ ○ ○

4. Count the dots. Write the number.

○ ○

5. Write a problem like question 1 with new numbers or objects. Solve it and show your work.

You can point, speak, draw, or write. Adults can note any help they give.



WORKSHEET OUTPOST | Kindergarten Math — Supported

Dot sets of one to three

Success criteria
I can touch each dot once and tell how many there are.

OW-K-024 E3 | Five questions

Name: _____ Date: _____

Work with a helper. Use objects, a number line, or a drawing to solve each problem.

1. Count the dots. Write the number.

○

2. Count the dots. Write the number.

○ ○

3. Count the dots. Write the number.

○ ○ ○

4. Count the dots. Write the number.

○ ○

5. Write a problem like question 1 with new numbers or objects. Solve it and show your work.

You can point, speak, draw, or write. Adults can note any help they give.



WORKSHEET OUTPOST | Kindergarten Math — Supported

Dot sets of one to three

Success criteria
I can touch each dot once and tell how many there are.

OW-K-024 E4 | Five questions

Name: _____ Date: _____

Ask an adult to show you how to start. Then finish the problem together.

1. Count the dots. Write the number.

○

2. Count the dots. Write the number.

○ ○

3. Count the dots. Write the number.

○ ○ ○

4. Count the dots. Write the number.

○ ○

5. Write a problem like question 1 with new numbers or objects. Solve it and show your work.

You can point, speak, draw, or write. Adults can note any help they give.



WORKSHEET OUTPOST | Kindergarten Math — Supported

Dot sets of one to three

Success criteria
I can touch each dot once and tell how many there are.

OW-K-024 E5 | Five questions

Name: _____ Date: _____

Try each problem. Tell an adult how you solved it. The adult can write down your answers.

1. Count the dots. Write the number.

○

2. Count the dots. Write the number.

○ ○

3. Count the dots. Write the number.

○ ○ ○

4. Count the dots. Write the number.

○ ○

5. Write a problem like question 1 with new numbers or objects. Solve it and show your work.

You can point, speak, draw, or write. Adults can note any help they give.



WORKSHEET OUTPOST | Kindergarten Math — Supported

Dot sets of six and seven

Success criteria
I can touch each dot once and tell how many there are.

OW-K-025 E1 | Five questions

Name: _____ Date: _____

Listen as an adult reads each question. Use counters or draw a picture to solve it.

1. Count the dots. Write the number.

○ ○ ○ ○ ○
○

2. Count the dots. Write the number.

○ ○ ○ ○ ○
○ ○

3. Count the dots. Write the number.

○ ○ ○ ○ ○
○

4. Count the dots. Write the number.

○ ○ ○ ○ ○
○ ○

5. Write a problem like question 1 with new numbers or objects. Solve it and show your work.

You can point, speak, draw, or write. Adults can note any help they give.



WORKSHEET OUTPOST | Kindergarten Math — Supported

Dot sets of six and seven

Success criteria
I can touch each dot once and tell how many there are.

OW-K-025 E2 | Five questions

Name: _____ Date: _____

Work with a partner. Build a model, then say or write your answer.

1. Count the dots. Write the number.

○ ○ ○ ○ ○
○

2. Count the dots. Write the number.

○ ○ ○ ○ ○
○ ○

3. Count the dots. Write the number.

○ ○ ○ ○ ○
○

4. Count the dots. Write the number.

○ ○ ○ ○ ○
○ ○

5. Write a problem like question 1 with new numbers or objects. Solve it and show your work.

You can point, speak, draw, or write. Adults can note any help they give.



WORKSHEET OUTPOST | Kindergarten Math — Supported

Dot sets of six and seven

Success criteria
I can touch each dot once and tell how many there are.

OW-K-025 E3 | Five questions

Name: _____ Date: _____

Work with a helper. Use objects, a number line, or a drawing to solve each problem.

1. Count the dots. Write the number.

○ ○ ○ ○ ○
○

2. Count the dots. Write the number.

○ ○ ○ ○ ○
○ ○

3. Count the dots. Write the number.

○ ○ ○ ○ ○
○

4. Count the dots. Write the number.

○ ○ ○ ○ ○
○ ○

5. Write a problem like question 1 with new numbers or objects. Solve it and show your work.

You can point, speak, draw, or write. Adults can note any help they give.



WORKSHEET OUTPOST | Kindergarten Math — Supported

Dot sets of six and seven

Success criteria
I can touch each dot once and tell how many there are.

OW-K-025 E4 | Five questions

Name: _____ Date: _____

Ask an adult to show you how to start. Then finish the problem together.

1. Count the dots. Write the number.

○ ○ ○ ○ ○
○

2. Count the dots. Write the number.

○ ○ ○ ○ ○
○ ○

3. Count the dots. Write the number.

○ ○ ○ ○ ○
○

4. Count the dots. Write the number.

○ ○ ○ ○ ○
○ ○

5. Write a problem like question 1 with new numbers or objects. Solve it and show your work.

You can point, speak, draw, or write. Adults can note any help they give.



WORKSHEET OUTPOST | Kindergarten Math — Supported

Dot sets of six and seven

Success criteria
I can touch each dot once and tell how many there are.

OW-K-025 E5 | Five questions

Name: _____ Date: _____

Try each problem. Tell an adult how you solved it. The adult can write down your answers.

1. Count the dots. Write the number.

○ ○ ○ ○ ○
○

2. Count the dots. Write the number.

○ ○ ○ ○ ○
○ ○

3. Count the dots. Write the number.

○ ○ ○ ○ ○
○

4. Count the dots. Write the number.

○ ○ ○ ○ ○
○ ○

5. Write a problem like question 1 with new numbers or objects. Solve it and show your work.

You can point, speak, draw, or write. Adults can note any help they give.



WORKSHEET OUTPOST | Kindergarten Math — Supported

Draw and compare two groups

OW-K-026 E1 | Five questions

Success criteria

I can tell which group has more, which has fewer, or if they are equal.

Name: _____ Date: _____

Listen as an adult reads each question. Use counters or draw a picture to solve it.

1. Draw 2 dots in A and 3 dots in B. Does A have more, does B have more, or are they equal? How do you know?

2. Draw 4 dots in A and 2 dots in B. Does A have more, does B have more, or are they equal? How do you know?

3. Draw 1 dot in A and 1 dot in B. Does A have more, does B have more, or are they equal? How do you know?

4. Draw 3 dots in A and 4 dots in B. Does A have more, does B have more, or are they equal? How do you know?

5. Write a problem like question 1 with new numbers or objects. Solve it and show your work.

You can point, speak, draw, or write. Adults can note any help they give.



WORKSHEET OUTPOST | Kindergarten Math — Supported

Draw and compare two groups

OW-K-026 E2 | Five questions

Success criteria

I can tell which group has more, which has fewer, or if they are equal.

Name: _____ Date: _____

Work with a partner. Build a model, then say or write your answer.

1. Draw 2 dots in A and 3 dots in B. Does A have more, does B have more, or are they equal? How do you know?

2. Draw 4 dots in A and 2 dots in B. Does A have more, does B have more, or are they equal? How do you know?

3. Draw 1 dot in A and 1 dot in B. Does A have more, does B have more, or are they equal? How do you know?

4. Draw 3 dots in A and 4 dots in B. Does A have more, does B have more, or are they equal? How do you know?

5. Write a problem like question 1 with new numbers or objects. Solve it and show your work.

You can point, speak, draw, or write. Adults can note any help they give.



WORKSHEET OUTPOST | Kindergarten Math — Supported

Draw and compare two groups

OW-K-026 E3 | Five questions

Success criteria

I can tell which group has more, which has fewer, or if they are equal.

Name: _____ Date: _____

Work with a helper. Use objects, a number line, or a drawing to solve each problem.

1. Draw 2 dots in A and 3 dots in B. Does A have more, does B have more, or are they equal? How do you know?

2. Draw 4 dots in A and 2 dots in B. Does A have more, does B have more, or are they equal? How do you know?

3. Draw 1 dot in A and 1 dot in B. Does A have more, does B have more, or are they equal? How do you know?

4. Draw 3 dots in A and 4 dots in B. Does A have more, does B have more, or are they equal? How do you know?

5. Write a problem like question 1 with new numbers or objects. Solve it and show your work.

You can point, speak, draw, or write. Adults can note any help they give.



WORKSHEET OUTPOST | Kindergarten Math — Supported

Draw and compare two groups

OW-K-026 E4 | Five questions

Success criteria

I can tell which group has more, which has fewer, or if they are equal.

Name: _____ Date: _____

Ask an adult to show you how to start. Then finish the problem together.

1. Draw 2 dots in A and 3 dots in B. Does A have more, does B have more, or are they equal? How do you know?

2. Draw 4 dots in A and 2 dots in B. Does A have more, does B have more, or are they equal? How do you know?

3. Draw 1 dot in A and 1 dot in B. Does A have more, does B have more, or are they equal? How do you know?

4. Draw 3 dots in A and 4 dots in B. Does A have more, does B have more, or are they equal? How do you know?

5. Write a problem like question 1 with new numbers or objects. Solve it and show your work.

You can point, speak, draw, or write. Adults can note any help they give.



WORKSHEET OUTPOST | Kindergarten Math — Supported

Draw and compare two groups

OW-K-026 E5 | Five questions

Success criteria

I can tell which group has more, which has fewer, or if they are equal.

Name: _____ Date: _____

Try each problem. Tell an adult how you solved it. The adult can write down your answers.

1. Draw 2 dots in A and 3 dots in B. Does A have more, does B have more, or are they equal? How do you know?

2. Draw 4 dots in A and 2 dots in B. Does A have more, does B have more, or are they equal? How do you know?

3. Draw 1 dot in A and 1 dot in B. Does A have more, does B have more, or are they equal? How do you know?

4. Draw 3 dots in A and 4 dots in B. Does A have more, does B have more, or are they equal? How do you know?

5. Write a problem like question 1 with new numbers or objects. Solve it and show your work.

You can point, speak, draw, or write. Adults can note any help they give.



WORKSHEET OUTPOST | Kindergarten Math — Supported

Explain a comparison pattern

OW-K-027 E1 | Five questions

Success criteria
I can tell which group has more, which has fewer, or if they are equal.

Name: _____ Date: _____

Listen as an adult reads each question. Use counters or draw a picture to solve it.

1. Draw 6 dots in A and 8 dots in B. Does A have more, does B have more, or are they equal? How do you know?

2. Draw 9 dots in A and 7 dots in B. Does A have more, does B have more, or are they equal? How do you know?

3. Draw 0 dots in A and 0 dots in B. Does A have more, does B have more, or are they equal? How do you know?

4. Draw 8 dots in A and 10 dots in B. Does A have more, does B have more, or are they equal? How do you know?

5. Write a problem like question 1 with new numbers or objects. Solve it and show your work.

You can point, speak, draw, or write. Adults can note any help they give.



WORKSHEET OUTPOST | Kindergarten Math — Supported

Explain a comparison pattern

OW-K-027 E2 | Five questions

Success criteria
I can tell which group has more, which has fewer, or if they are equal.

Name: _____ Date: _____

Work with a partner. Build a model, then say or write your answer.

1. Draw 6 dots in A and 8 dots in B. Does A have more, does B have more, or are they equal? How do you know?

2. Draw 9 dots in A and 7 dots in B. Does A have more, does B have more, or are they equal? How do you know?

3. Draw 0 dots in A and 0 dots in B. Does A have more, does B have more, or are they equal? How do you know?

4. Draw 8 dots in A and 10 dots in B. Does A have more, does B have more, or are they equal? How do you know?

5. Write a problem like question 1 with new numbers or objects. Solve it and show your work.

You can point, speak, draw, or write. Adults can note any help they give.



WORKSHEET OUTPOST | Kindergarten Math — Supported

Explain a comparison pattern

OW-K-027 E3 | Five questions

Success criteria
I can tell which group has more, which has fewer, or if they are equal.

Name: _____ Date: _____

Work with a helper. Use objects, a number line, or a drawing to solve each problem.

1. Draw 6 dots in A and 8 dots in B. Does A have more, does B have more, or are they equal? How do you know?

2. Draw 9 dots in A and 7 dots in B. Does A have more, does B have more, or are they equal? How do you know?

3. Draw 0 dots in A and 0 dots in B. Does A have more, does B have more, or are they equal? How do you know?

4. Draw 8 dots in A and 10 dots in B. Does A have more, does B have more, or are they equal? How do you know?

5. Write a problem like question 1 with new numbers or objects. Solve it and show your work.

You can point, speak, draw, or write. Adults can note any help they give.



WORKSHEET OUTPOST | Kindergarten Math — Supported

Explain a comparison pattern

OW-K-027 E4 | Five questions

Success criteria

I can tell which group has more, which has fewer, or if they are equal.

Name: _____ Date: _____

Ask an adult to show you how to start. Then finish the problem together.

1. Draw 6 dots in A and 8 dots in B. Does A have more, does B have more, or are they equal? How do you know?

2. Draw 9 dots in A and 7 dots in B. Does A have more, does B have more, or are they equal? How do you know?

3. Draw 0 dots in A and 0 dots in B. Does A have more, does B have more, or are they equal? How do you know?

4. Draw 8 dots in A and 10 dots in B. Does A have more, does B have more, or are they equal? How do you know?

5. Write a problem like question 1 with new numbers or objects. Solve it and show your work.

You can point, speak, draw, or write. Adults can note any help they give.



WORKSHEET OUTPOST | Kindergarten Math — Supported

Explain a comparison pattern

OW-K-027 E5 | Five questions

Success criteria

I can tell which group has more, which has fewer, or if they are equal.

Name: _____ Date: _____

Try each problem. Tell an adult how you solved it. The adult can write down your answers.

1. Draw 6 dots in A and 8 dots in B. Does A have more, does B have more, or are they equal? How do you know?

2. Draw 9 dots in A and 7 dots in B. Does A have more, does B have more, or are they equal? How do you know?

3. Draw 0 dots in A and 0 dots in B. Does A have more, does B have more, or are they equal? How do you know?

4. Draw 8 dots in A and 10 dots in B. Does A have more, does B have more, or are they equal? How do you know?

5. Write a problem like question 1 with new numbers or objects. Solve it and show your work.

You can point, speak, draw, or write. Adults can note any help they give.



WORKSHEET OUTPOST | Kindergarten Math — Supported

Explain a counting answer

Success criteria
I can start at a number and count on from there.

OW-K-028 E1 | Five questions

Name: _____ Date: _____

Listen as an adult reads each question. Use counters or draw a picture to solve it.

1. Jo counts 11, 12, 14. Which number did Jo skip? Explain.

2. Jo counts 13, 14, 16. Which number did Jo skip? Explain.

3. Jo counts 15, 16, 18. Which number did Jo skip? Explain.

4. Jo counts 17, 18, 20. Which number did Jo skip? Explain.

5. Write a problem like question 1 with new numbers or objects. Solve it and show your work.

You can point, speak, draw, or write. Adults can note any help they give.



WORKSHEET OUTPOST | Kindergarten Math — Supported

Explain a counting answer

Success criteria
I can start at a number and count on from there.

OW-K-028 E2 | Five questions

Name: _____ Date: _____

Work with a partner. Build a model, then say or write your answer.

1. Jo counts 11, 12, 14. Which number did Jo skip? Explain.

2. Jo counts 13, 14, 16. Which number did Jo skip? Explain.

3. Jo counts 15, 16, 18. Which number did Jo skip? Explain.

4. Jo counts 17, 18, 20. Which number did Jo skip? Explain.

5. Write a problem like question 1 with new numbers or objects. Solve it and show your work.

You can point, speak, draw, or write. Adults can note any help they give.



WORKSHEET OUTPOST | Kindergarten Math — Supported

Explain a counting answer

Success criteria
I can start at a number and count on from there.

OW-K-028 E3 | Five questions

Name: _____ Date: _____

Work with a helper. Use objects, a number line, or a drawing to solve each problem.

1. Jo counts 11, 12, 14. Which number did Jo skip? Explain.

2. Jo counts 13, 14, 16. Which number did Jo skip? Explain.

3. Jo counts 15, 16, 18. Which number did Jo skip? Explain.

4. Jo counts 17, 18, 20. Which number did Jo skip? Explain.

5. Write a problem like question 1 with new numbers or objects. Solve it and show your work.

You can point, speak, draw, or write. Adults can note any help they give.



WORKSHEET OUTPOST | Kindergarten Math — Supported

Explain a counting answer

Success criteria
I can start at a number and count on from there.

OW-K-028 E4 | Five questions

Name: _____ Date: _____

Ask an adult to show you how to start. Then finish the problem together.

1. Jo counts 11, 12, 14. Which number did Jo skip? Explain.

2. Jo counts 13, 14, 16. Which number did Jo skip? Explain.

3. Jo counts 15, 16, 18. Which number did Jo skip? Explain.

4. Jo counts 17, 18, 20. Which number did Jo skip? Explain.

5. Write a problem like question 1 with new numbers or objects. Solve it and show your work.

You can point, speak, draw, or write. Adults can note any help they give.



WORKSHEET OUTPOST | Kindergarten Math — Supported

Explain a counting answer

Success criteria
I can start at a number and count on from there.

OW-K-028 E5 | Five questions

Name: _____ Date: _____

Try each problem. Tell an adult how you solved it. The adult can write down your answers.

1. Jo counts 11, 12, 14. Which number did Jo skip? Explain.

2. Jo counts 13, 14, 16. Which number did Jo skip? Explain.

3. Jo counts 15, 16, 18. Which number did Jo skip? Explain.

4. Jo counts 17, 18, 20. Which number did Jo skip? Explain.

5. Write a problem like question 1 with new numbers or objects. Solve it and show your work.

You can point, speak, draw, or write. Adults can note any help they give.



WORKSHEET OUTPOST | Kindergarten Math — Supported

Explain a counting pattern

Success criteria
I can start at a number and count on from there.

OW-K-029 E1 | Five questions

Name: _____ Date: _____

Listen as an adult reads each question. Use counters or draw a picture to solve it.

1. Fill in: 28, 29, ____, 31. What changed after 29?

2. Fill in: 48, 49, ____, 51.

3. Count by tens: 60, 70, ____, 90, ____.

4. Sam counts 96, 97, 99, 100. What number is missing?

5. Write a problem like question 1 with new numbers or objects. Solve it and show your work.

You can point, speak, draw, or write. Adults can note any help they give.



WORKSHEET OUTPOST | Kindergarten Math — Supported

Explain a counting pattern

Success criteria
I can start at a number and count on from there.

OW-K-029 E2 | Five questions

Name: _____ Date: _____

Work with a partner. Build a model, then say or write your answer.

1. Fill in: 28, 29, ____, 31. What changed after 29?

2. Fill in: 48, 49, ____, 51.

3. Count by tens: 60, 70, ____, 90, ____.

4. Sam counts 96, 97, 99, 100. What number is missing?

5. Write a problem like question 1 with new numbers or objects. Solve it and show your work.

You can point, speak, draw, or write. Adults can note any help they give.



WORKSHEET OUTPOST | Kindergarten Math — Supported

Explain a counting pattern

Success criteria
I can start at a number and count on from there.

OW-K-029 E3 | Five questions

Name: _____ Date: _____

Work with a helper. Use objects, a number line, or a drawing to solve each problem.

1. Fill in: 28, 29, ____, 31. What changed after 29?

2. Fill in: 48, 49, ____, 51.

3. Count by tens: 60, 70, ____, 90, ____.

4. Sam counts 96, 97, 99, 100. What number is missing?

5. Write a problem like question 1 with new numbers or objects. Solve it and show your work.

You can point, speak, draw, or write. Adults can note any help they give.



WORKSHEET OUTPOST | Kindergarten Math — Supported

Explain a counting pattern

Success criteria
I can start at a number and count on from there.

OW-K-029 E4 | Five questions

Name: _____ Date: _____

Ask an adult to show you how to start. Then finish the problem together.

1. Fill in: 28, 29, ____, 31. What changed after 29?

2. Fill in: 48, 49, ____, 51.

3. Count by tens: 60, 70, ____, 90, ____.

4. Sam counts 96, 97, 99, 100. What number is missing?

5. Write a problem like question 1 with new numbers or objects. Solve it and show your work.

You can point, speak, draw, or write. Adults can note any help they give.



WORKSHEET OUTPOST | Kindergarten Math — Supported

Explain a counting pattern

Success criteria
I can start at a number and count on from there.

OW-K-029 E5 | Five questions

Name: _____ Date: _____

Try each problem. Tell an adult how you solved it. The adult can write down your answers.

1. Fill in: 28, 29, ____, 31. What changed after 29?

2. Fill in: 48, 49, ____, 51.

3. Count by tens: 60, 70, ____, 90, ____.

4. Sam counts 96, 97, 99, 100. What number is missing?

5. Write a problem like question 1 with new numbers or objects. Solve it and show your work.

You can point, speak, draw, or write. Adults can note any help they give.



WORKSHEET OUTPOST | Kindergarten Math — Supported

Explain how you counted a small group

OW-K-030 E1 | Five questions

Success criteria
I can count each object once and tell how many there are.

Name: _____ Date: _____

Listen as an adult reads each question. Use counters or draw a picture to solve it.

1. Jo says this group has 3 dots. Is Jo right? Count to explain.

○ ○

2. Jo says this group has 4 dots. Is Jo right? Count to explain.

○ ○ ○

3. Jo says this group has 5 dots. Is Jo right? Count to explain.

○ ○ ○ ○

4. Jo says this group has 6 dots. Is Jo right? Count to explain.

○ ○ ○ ○ ○

5. Write a problem like question 1 with new numbers or objects. Solve it and show your work.

You can point, speak, draw, or write. Adults can note any help they give.



WORKSHEET OUTPOST | Kindergarten Math — Supported

Explain how you counted a small group

OW-K-030 E2 | Five questions

Success criteria
I can count each object once and tell how many there are.

Name: _____ Date: _____

Work with a partner. Build a model, then say or write your answer.

1. Jo says this group has 3 dots. Is Jo right? Count to explain.

○ ○

2. Jo says this group has 4 dots. Is Jo right? Count to explain.

○ ○ ○

3. Jo says this group has 5 dots. Is Jo right? Count to explain.

○ ○ ○ ○

4. Jo says this group has 6 dots. Is Jo right? Count to explain.

○ ○ ○ ○ ○

5. Write a problem like question 1 with new numbers or objects. Solve it and show your work.

You can point, speak, draw, or write. Adults can note any help they give.



WORKSHEET OUTPOST | Kindergarten Math — Supported

Explain how you counted a small group

OW-K-030 E3 | Five questions

Success criteria
I can count each object once and tell how many there are.

Name: _____ Date: _____

Work with a helper. Use objects, a number line, or a drawing to solve each problem.

1. Jo says this group has 3 dots. Is Jo right? Count to explain.

○ ○

2. Jo says this group has 4 dots. Is Jo right? Count to explain.

○ ○ ○

3. Jo says this group has 5 dots. Is Jo right? Count to explain.

○ ○ ○ ○

4. Jo says this group has 6 dots. Is Jo right? Count to explain.

○ ○ ○ ○ ○

5. Write a problem like question 1 with new numbers or objects. Solve it and show your work.

You can point, speak, draw, or write. Adults can note any help they give.



WORKSHEET OUTPOST | Kindergarten Math — Supported

Explain how you counted a small group

OW-K-030 E4 | Five questions

Success criteria
I can count each object once and tell how many there are.

Name: _____ Date: _____

Ask an adult to show you how to start. Then finish the problem together.

1. Jo says this group has 3 dots. Is Jo right? Count to explain.

○ ○

2. Jo says this group has 4 dots. Is Jo right? Count to explain.

○ ○ ○

3. Jo says this group has 5 dots. Is Jo right? Count to explain.

○ ○ ○ ○

4. Jo says this group has 6 dots. Is Jo right? Count to explain.

○ ○ ○ ○ ○

5. Write a problem like question 1 with new numbers or objects. Solve it and show your work.

You can point, speak, draw, or write. Adults can note any help they give.



WORKSHEET OUTPOST | Kindergarten Math — Supported

Explain how you counted a small group

OW-K-030 E5 | Five questions

Success criteria
I can count each object once and tell how many there are.

Name: _____ Date: _____

Try each problem. Tell an adult how you solved it. The adult can write down your answers.

1. Jo says this group has 3 dots. Is Jo right? Count to explain.

○ ○

2. Jo says this group has 4 dots. Is Jo right? Count to explain.

○ ○ ○

3. Jo says this group has 5 dots. Is Jo right? Count to explain.

○ ○ ○ ○

4. Jo says this group has 6 dots. Is Jo right? Count to explain.

○ ○ ○ ○ ○

5. Write a problem like question 1 with new numbers or objects. Solve it and show your work.

You can point, speak, draw, or write. Adults can note any help they give.



WORKSHEET OUTPOST | Kindergarten Math — Supported

Extra practice: compare by counting

Success criteria
I can compare two numbers and tell which is greater.

OW-K-031 E1 | Five questions

Name: _____ Date: _____

Listen as an adult reads each question. Use counters or draw a picture to solve it.

1. One group has 2 dots. Another has 3. Does the first group have more dots, fewer dots, or the same number?

2. One group has 4 dots. Another has 2. Does the first group have more dots, fewer dots, or the same number?

3. One group has 1 dot. Another has 1. Does the first group have more dots, fewer dots, or the same number?

4. One group has 3 dots. Another has 4. Does the first group have more dots, fewer dots, or the same number?

5. Write a problem like question 1 with new numbers or objects. Solve it and show your work.

You can point, speak, draw, or write. Adults can note any help they give.



WORKSHEET OUTPOST | Kindergarten Math — Supported

Extra practice: compare by counting

OW-K-031 E2 | Five questions

Success criteria
I can compare two numbers and tell which is greater.

Name: _____ Date: _____

Work with a partner. Build a model, then say or write your answer.

1. One group has 2 dots. Another has 3. Does the first group have more dots, fewer dots, or the same number?

2. One group has 4 dots. Another has 2. Does the first group have more dots, fewer dots, or the same number?

3. One group has 1 dot. Another has 1. Does the first group have more dots, fewer dots, or the same number?

4. One group has 3 dots. Another has 4. Does the first group have more dots, fewer dots, or the same number?

5. Write a problem like question 1 with new numbers or objects. Solve it and show your work.

You can point, speak, draw, or write. Adults can note any help they give.



WORKSHEET OUTPOST | Kindergarten Math — Supported

Extra practice: compare by counting

OW-K-031 E3 | Five questions

Success criteria
I can compare two numbers and tell which is greater.

Name: _____ Date: _____

Work with a helper. Use objects, a number line, or a drawing to solve each problem.

1. One group has 2 dots. Another has 3. Does the first group have more dots, fewer dots, or the same number?

2. One group has 4 dots. Another has 2. Does the first group have more dots, fewer dots, or the same number?

3. One group has 1 dot. Another has 1. Does the first group have more dots, fewer dots, or the same number?

4. One group has 3 dots. Another has 4. Does the first group have more dots, fewer dots, or the same number?

5. Write a problem like question 1 with new numbers or objects. Solve it and show your work.

You can point, speak, draw, or write. Adults can note any help they give.



WORKSHEET OUTPOST | Kindergarten Math — Supported

Extra practice: compare by counting

OW-K-031 E4 | Five questions

Success criteria
I can compare two numbers and tell which is greater.

Name: _____ Date: _____

Ask an adult to show you how to start. Then finish the problem together.

1. One group has 2 dots. Another has 3. Does the first group have more dots, fewer dots, or the same number?

2. One group has 4 dots. Another has 2. Does the first group have more dots, fewer dots, or the same number?

3. One group has 1 dot. Another has 1. Does the first group have more dots, fewer dots, or the same number?

4. One group has 3 dots. Another has 4. Does the first group have more dots, fewer dots, or the same number?

5. Write a problem like question 1 with new numbers or objects. Solve it and show your work.

You can point, speak, draw, or write. Adults can note any help they give.



WORKSHEET OUTPOST | Kindergarten Math — Supported

Extra practice: compare by counting

OW-K-031 E5 | Five questions

Success criteria
I can compare two numbers and tell which is greater.

Name: _____ Date: _____

Try each problem. Tell an adult how you solved it. The adult can write down your answers.

1. One group has 2 dots. Another has 3. Does the first group have more dots, fewer dots, or the same number?

2. One group has 4 dots. Another has 2. Does the first group have more dots, fewer dots, or the same number?

3. One group has 1 dot. Another has 1. Does the first group have more dots, fewer dots, or the same number?

4. One group has 3 dots. Another has 4. Does the first group have more dots, fewer dots, or the same number?

5. Write a problem like question 1 with new numbers or objects. Solve it and show your work.

You can point, speak, draw, or write. Adults can note any help they give.



WORKSHEET OUTPOST | Kindergarten Math — Supported

Extra practice: compare written numbers

OW-K-032 E1 | Five questions

Success criteria
I can compare two numbers and tell which is greater.

Name: _____ Date: _____

Listen as an adult reads each question. Use counters or draw a picture to solve it.

1. Circle the greater number, or write equal: 6 and 8

2. Circle the greater number, or write equal: 9 and 7

3. Circle the greater number, or write equal: 0 and 0

4. Circle the greater number, or write equal: 8 and 10

5. Write a problem like question 1 with new numbers or objects. Solve it and show your work.

You can point, speak, draw, or write. Adults can note any help they give.



WORKSHEET OUTPOST | Kindergarten Math — Supported

Extra practice: compare written numbers

OW-K-032 E2 | Five questions

Name: _____ Date: _____

Success criteria

I can compare two numbers and tell which is greater.

Work with a partner. Build a model, then say or write your answer.

1. Circle the greater number, or write equal: 6 and 8

2. Circle the greater number, or write equal: 9 and 7

3. Circle the greater number, or write equal: 0 and 0

4. Circle the greater number, or write equal: 8 and 10

5. Write a problem like question 1 with new numbers or objects. Solve it and show your work.

You can point, speak, draw, or write. Adults can note any help they give.



WORKSHEET OUTPOST | Kindergarten Math — Supported

Extra practice: compare written numbers

OW-K-032 E3 | Five questions

Success criteria
I can compare two numbers and tell which is greater.

Name: _____ Date: _____

Work with a helper. Use objects, a number line, or a drawing to solve each problem.

1. Circle the greater number, or write equal: 6 and 8

2. Circle the greater number, or write equal: 9 and 7

3. Circle the greater number, or write equal: 0 and 0

4. Circle the greater number, or write equal: 8 and 10

5. Write a problem like question 1 with new numbers or objects. Solve it and show your work.

You can point, speak, draw, or write. Adults can note any help they give.



WORKSHEET OUTPOST | Kindergarten Math — Supported

Extra practice: compare written numbers

OW-K-032 E4 | Five questions

Success criteria

I can compare two numbers and tell which is greater.

Name: _____ Date: _____

Ask an adult to show you how to start. Then finish the problem together.

1. Circle the greater number, or write equal: 6 and 8

2. Circle the greater number, or write equal: 9 and 7

3. Circle the greater number, or write equal: 0 and 0

4. Circle the greater number, or write equal: 8 and 10

5. Write a problem like question 1 with new numbers or objects. Solve it and show your work.

You can point, speak, draw, or write. Adults can note any help they give.



WORKSHEET OUTPOST | Kindergarten Math — Supported

Extra practice: compare written numbers

OW-K-032 E5 | Five questions

Success criteria

I can compare two numbers and tell which is greater.

Name: _____ Date: _____

Try each problem. Tell an adult how you solved it. The adult can write down your answers.

1. Circle the greater number, or write equal: 6 and 8

2. Circle the greater number, or write equal: 9 and 7

3. Circle the greater number, or write equal: 0 and 0

4. Circle the greater number, or write equal: 8 and 10

5. Write a problem like question 1 with new numbers or objects. Solve it and show your work.

You can point, speak, draw, or write. Adults can note any help they give.



WORKSHEET OUTPOST | Kindergarten Math — Supported

Extra practice: count 11 and 12

Success criteria
I can count each object once and tell how many there are.

OW-K-033 E1 | Five questions

Name: _____ Date: _____

Listen as an adult reads each question. Use counters or draw a picture to solve it.

1. Count the dots. Write the number. A full ten-frame holds 10 dots.

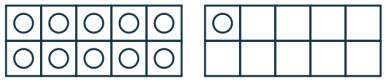

2. Count the dots. Write the number. A full ten-frame holds 10 dots.

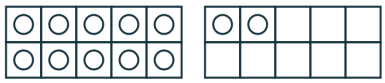

3. Count the dots. Write the number. A full ten-frame holds 10 dots.

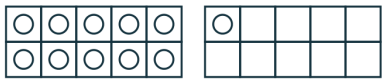

4. Count the dots. Write the number. A full ten-frame holds 10 dots.



5. Write a problem like question 1 with new numbers or objects. Solve it and show your work.

You can point, speak, draw, or write. Adults can note any help they give.



WORKSHEET OUTPOST | Kindergarten Math — Supported

Extra practice: count 11 and 12

Success criteria
I can count each object once and tell how many there are.

OW-K-033 E2 | Five questions

Name: _____ Date: _____

Work with a partner. Build a model, then say or write your answer.

1. Count the dots. Write the number. A full ten-frame holds 10 dots.

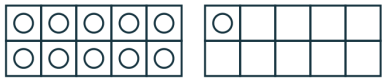

2. Count the dots. Write the number. A full ten-frame holds 10 dots.

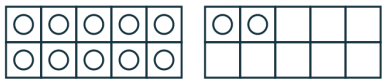

3. Count the dots. Write the number. A full ten-frame holds 10 dots.

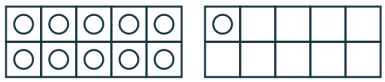

4. Count the dots. Write the number. A full ten-frame holds 10 dots.



5. Write a problem like question 1 with new numbers or objects. Solve it and show your work.

You can point, speak, draw, or write. Adults can note any help they give.



WORKSHEET OUTPOST | Kindergarten Math — Supported

Extra practice: count 11 and 12

Success criteria
I can count each object once and tell how many there are.

OW-K-033 E3 | Five questions

Name: _____ Date: _____

Work with a helper. Use objects, a number line, or a drawing to solve each problem.

1. Count the dots. Write the number. A full ten-frame holds 10 dots.

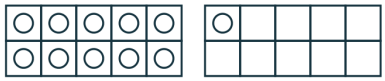

2. Count the dots. Write the number. A full ten-frame holds 10 dots.

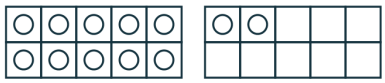

3. Count the dots. Write the number. A full ten-frame holds 10 dots.

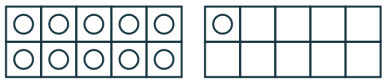

4. Count the dots. Write the number. A full ten-frame holds 10 dots.



5. Write a problem like question 1 with new numbers or objects. Solve it and show your work.

You can point, speak, draw, or write. Adults can note any help they give.



WORKSHEET OUTPOST | Kindergarten Math — Supported

Extra practice: count 11 and 12

Success criteria
I can count each object once and tell how many there are.

OW-K-033 E4 | Five questions

Name: _____ Date: _____

Ask an adult to show you how to start. Then finish the problem together.

1. Count the dots. Write the number. A full ten-frame holds 10 dots.

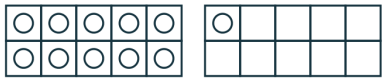

2. Count the dots. Write the number. A full ten-frame holds 10 dots.

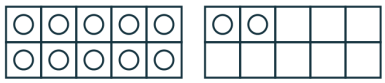

3. Count the dots. Write the number. A full ten-frame holds 10 dots.

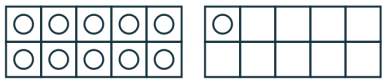

4. Count the dots. Write the number. A full ten-frame holds 10 dots.



5. Write a problem like question 1 with new numbers or objects. Solve it and show your work.

You can point, speak, draw, or write. Adults can note any help they give.



WORKSHEET OUTPOST | Kindergarten Math — Supported

Extra practice: count 11 and 12

Success criteria
I can count each object once and tell how many there are.

OW-K-033 E5 | Five questions

Name: _____ Date: _____

Try each problem. Tell an adult how you solved it. The adult can write down your answers.

1. Count the dots. Write the number. A full ten-frame holds 10 dots.

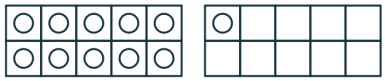

2. Count the dots. Write the number. A full ten-frame holds 10 dots.

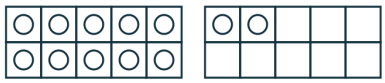

3. Count the dots. Write the number. A full ten-frame holds 10 dots.

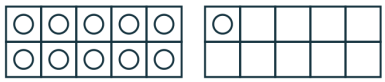

4. Count the dots. Write the number. A full ten-frame holds 10 dots.



5. Write a problem like question 1 with new numbers or objects. Solve it and show your work.

You can point, speak, draw, or write. Adults can note any help they give.



WORKSHEET OUTPOST | Kindergarten Math — Supported

Extra practice: count 13, 14, and 15

Success criteria
I can count each object once and tell how many there are.

OW-K-034 E1 | Five questions

Name: _____ Date: _____

Listen as an adult reads each question. Use counters or draw a picture to solve it.

1. Count the dots. Write the number. A full ten-frame holds 10 dots.

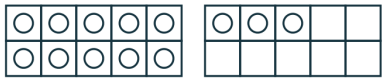

2. Count the dots. Write the number. A full ten-frame holds 10 dots.

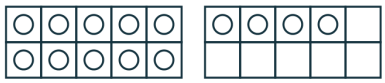

3. Count the dots. Write the number. A full ten-frame holds 10 dots.

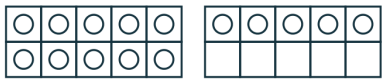

4. Count the dots. Write the number. A full ten-frame holds 10 dots.



5. Write a problem like question 1 with new numbers or objects. Solve it and show your work.

You can point, speak, draw, or write. Adults can note any help they give.



WORKSHEET OUTPOST | Kindergarten Math — Supported

Extra practice: count 13, 14, and 15

Success criteria
I can count each object once and tell how many there are.

OW-K-034 E2 | Five questions

Name: _____ Date: _____

Work with a partner. Build a model, then say or write your answer.

1. Count the dots. Write the number. A full ten-frame holds 10 dots.

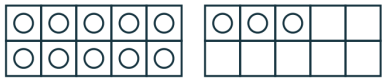

2. Count the dots. Write the number. A full ten-frame holds 10 dots.

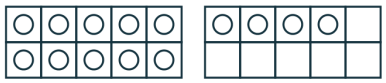

3. Count the dots. Write the number. A full ten-frame holds 10 dots.

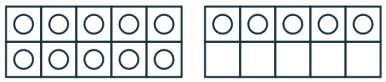

4. Count the dots. Write the number. A full ten-frame holds 10 dots.

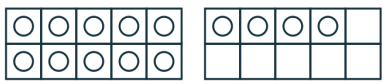

5. Write a problem like question 1 with new numbers or objects. Solve it and show your work.

You can point, speak, draw, or write. Adults can note any help they give.



WORKSHEET OUTPOST | Kindergarten Math — Supported

Extra practice: count 13, 14, and 15

Success criteria
I can count each object once and tell how many there are.

OW-K-034 E3 | Five questions

Name: _____ Date: _____

Work with a helper. Use objects, a number line, or a drawing to solve each problem.

1. Count the dots. Write the number. A full ten-frame holds 10 dots.

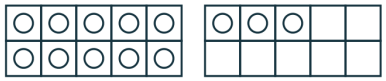

2. Count the dots. Write the number. A full ten-frame holds 10 dots.

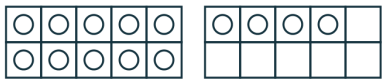

3. Count the dots. Write the number. A full ten-frame holds 10 dots.

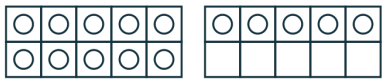

4. Count the dots. Write the number. A full ten-frame holds 10 dots.

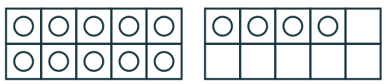

5. Write a problem like question 1 with new numbers or objects. Solve it and show your work.

You can point, speak, draw, or write. Adults can note any help they give.



WORKSHEET OUTPOST | Kindergarten Math — Supported

Extra practice: count 13, 14, and 15

Success criteria
I can count each object once and tell how many there are.

OW-K-034 E4 | Five questions

Name: _____ Date: _____

Ask an adult to show you how to start. Then finish the problem together.

1. Count the dots. Write the number. A full ten-frame holds 10 dots.

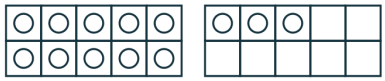

2. Count the dots. Write the number. A full ten-frame holds 10 dots.

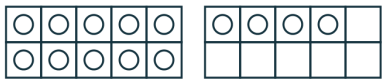

3. Count the dots. Write the number. A full ten-frame holds 10 dots.

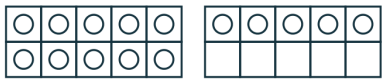

4. Count the dots. Write the number. A full ten-frame holds 10 dots.



5. Write a problem like question 1 with new numbers or objects. Solve it and show your work.

You can point, speak, draw, or write. Adults can note any help they give.



WORKSHEET OUTPOST | Kindergarten Math — Supported

Extra practice: count 13, 14, and 15

Success criteria
I can count each object once and tell how many there are.

OW-K-034 E5 | Five questions

Name: _____ Date: _____

Try each problem. Tell an adult how you solved it. The adult can write down your answers.

1. Count the dots. Write the number. A full ten-frame holds 10 dots.

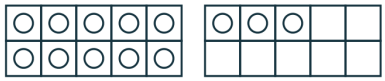

2. Count the dots. Write the number. A full ten-frame holds 10 dots.

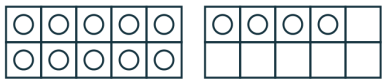

3. Count the dots. Write the number. A full ten-frame holds 10 dots.

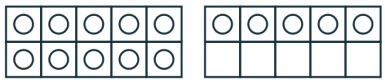

4. Count the dots. Write the number. A full ten-frame holds 10 dots.



5. Write a problem like question 1 with new numbers or objects. Solve it and show your work.

You can point, speak, draw, or write. Adults can note any help they give.



WORKSHEET OUTPOST | Kindergarten Math — Supported

Extra practice: count 16 and 17

Success criteria
I can count each object once and tell how many there are.

OW-K-035 E1 | Five questions

Name: _____ Date: _____

Listen as an adult reads each question. Use counters or draw a picture to solve it.

1. Count the dots. Write the number. A full ten-frame holds 10 dots.

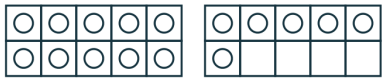

2. Count the dots. Write the number. A full ten-frame holds 10 dots.

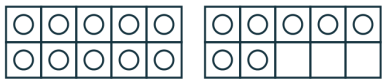

3. Count the dots. Write the number. A full ten-frame holds 10 dots.

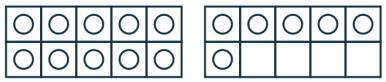

4. Count the dots. Write the number. A full ten-frame holds 10 dots.

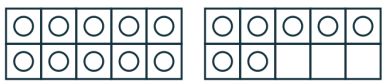

5. Write a problem like question 1 with new numbers or objects. Solve it and show your work.

You can point, speak, draw, or write. Adults can note any help they give.



WORKSHEET OUTPOST | Kindergarten Math — Supported

Extra practice: count 16 and 17

Success criteria
I can count each object once and tell how many there are.

OW-K-035 E2 | Five questions

Name: _____ Date: _____

Work with a partner. Build a model, then say or write your answer.

1. Count the dots. Write the number. A full ten-frame holds 10 dots.

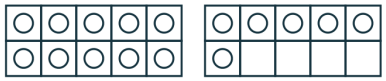

2. Count the dots. Write the number. A full ten-frame holds 10 dots.

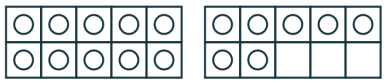

3. Count the dots. Write the number. A full ten-frame holds 10 dots.

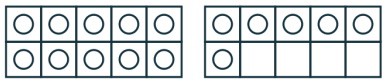

4. Count the dots. Write the number. A full ten-frame holds 10 dots.

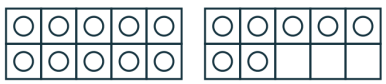

5. Write a problem like question 1 with new numbers or objects. Solve it and show your work.

You can point, speak, draw, or write. Adults can note any help they give.



WORKSHEET OUTPOST | Kindergarten Math — Supported

Extra practice: count 16 and 17

Success criteria
I can count each object once and tell how many there are.

OW-K-035 E3 | Five questions

Name: _____ Date: _____

Work with a helper. Use objects, a number line, or a drawing to solve each problem.

1. Count the dots. Write the number. A full ten-frame holds 10 dots.

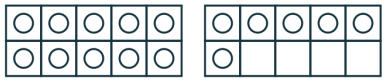

2. Count the dots. Write the number. A full ten-frame holds 10 dots.

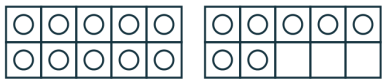

3. Count the dots. Write the number. A full ten-frame holds 10 dots.

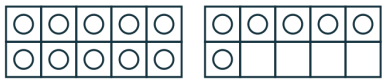

4. Count the dots. Write the number. A full ten-frame holds 10 dots.

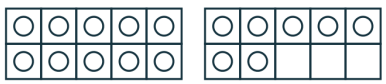

5. Write a problem like question 1 with new numbers or objects. Solve it and show your work.

You can point, speak, draw, or write. Adults can note any help they give.



WORKSHEET OUTPOST | Kindergarten Math — Supported

Extra practice: count 16 and 17

Success criteria
I can count each object once and tell how many there are.

OW-K-035 E4 | Five questions

Name: _____ Date: _____

Ask an adult to show you how to start. Then finish the problem together.

1. Count the dots. Write the number. A full ten-frame holds 10 dots.

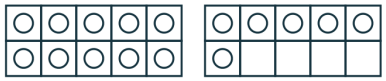

2. Count the dots. Write the number. A full ten-frame holds 10 dots.

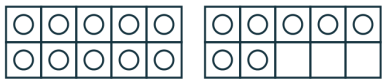

3. Count the dots. Write the number. A full ten-frame holds 10 dots.

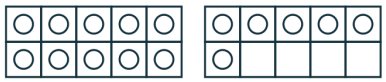

4. Count the dots. Write the number. A full ten-frame holds 10 dots.

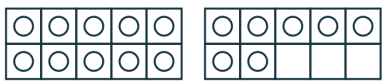

5. Write a problem like question 1 with new numbers or objects. Solve it and show your work.

You can point, speak, draw, or write. Adults can note any help they give.



WORKSHEET OUTPOST | Kindergarten Math — Supported

Extra practice: count 16 and 17

Success criteria
I can count each object once and tell how many there are.

OW-K-035 E5 | Five questions

Name: _____ Date: _____

Try each problem. Tell an adult how you solved it. The adult can write down your answers.

1. Count the dots. Write the number. A full ten-frame holds 10 dots.

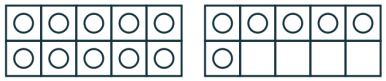

2. Count the dots. Write the number. A full ten-frame holds 10 dots.

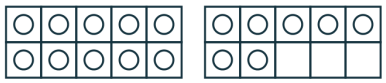

3. Count the dots. Write the number. A full ten-frame holds 10 dots.

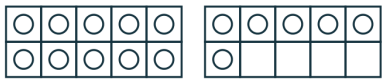

4. Count the dots. Write the number. A full ten-frame holds 10 dots.

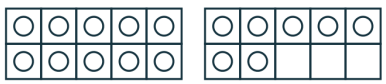

5. Write a problem like question 1 with new numbers or objects. Solve it and show your work.

You can point, speak, draw, or write. Adults can note any help they give.



WORKSHEET OUTPOST | Kindergarten Math — Supported

Extra practice: count 18, 19, and 20

Success criteria
I can count each object once and tell how many there are.

OW-K-036 E1 | Five questions

Name: _____ Date: _____

Listen as an adult reads each question. Use counters or draw a picture to solve it.

1. Count the dots. Write the number. A full ten-frame holds 10 dots.

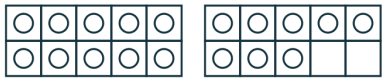

2. Count the dots. Write the number. A full ten-frame holds 10 dots.

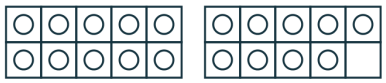

3. Count the dots. Write the number. A full ten-frame holds 10 dots.

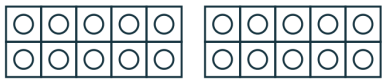

4. Count the dots. Write the number. A full ten-frame holds 10 dots.

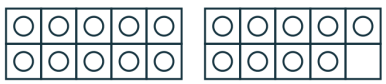

5. Write a problem like question 1 with new numbers or objects. Solve it and show your work.

You can point, speak, draw, or write. Adults can note any help they give.



WORKSHEET OUTPOST | Kindergarten Math — Supported

Extra practice: count 18, 19, and 20

Success criteria
I can count each object once and tell how many there are.

OW-K-036 E2 | Five questions

Name: _____ Date: _____

Work with a partner. Build a model, then say or write your answer.

1. Count the dots. Write the number. A full ten-frame holds 10 dots.

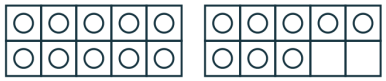

2. Count the dots. Write the number. A full ten-frame holds 10 dots.

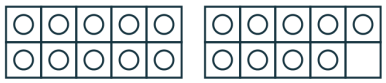

3. Count the dots. Write the number. A full ten-frame holds 10 dots.

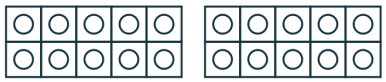

4. Count the dots. Write the number. A full ten-frame holds 10 dots.

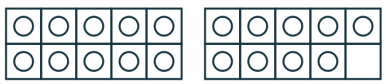

5. Write a problem like question 1 with new numbers or objects. Solve it and show your work.

You can point, speak, draw, or write. Adults can note any help they give.



WORKSHEET OUTPOST | Kindergarten Math — Supported

Extra practice: count 18, 19, and 20

Success criteria
I can count each object once and tell how many there are.

OW-K-036 E3 | Five questions

Name: _____ Date: _____

Work with a helper. Use objects, a number line, or a drawing to solve each problem.

1. Count the dots. Write the number. A full ten-frame holds 10 dots.

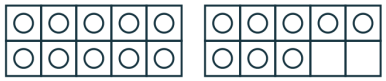

2. Count the dots. Write the number. A full ten-frame holds 10 dots.

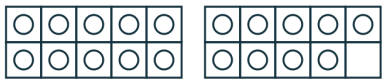

3. Count the dots. Write the number. A full ten-frame holds 10 dots.

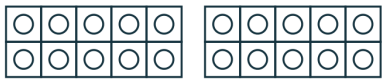

4. Count the dots. Write the number. A full ten-frame holds 10 dots.

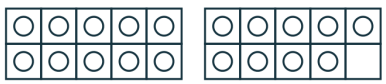

5. Write a problem like question 1 with new numbers or objects. Solve it and show your work.

You can point, speak, draw, or write. Adults can note any help they give.



WORKSHEET OUTPOST | Kindergarten Math — Supported

Extra practice: count 18, 19, and 20

Success criteria
I can count each object once and tell how many there are.

OW-K-036 E4 | Five questions

Name: _____ Date: _____

Ask an adult to show you how to start. Then finish the problem together.

1. Count the dots. Write the number. A full ten-frame holds 10 dots.

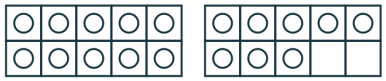

2. Count the dots. Write the number. A full ten-frame holds 10 dots.

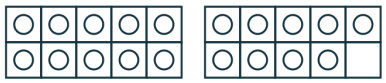

3. Count the dots. Write the number. A full ten-frame holds 10 dots.

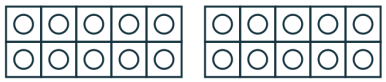

4. Count the dots. Write the number. A full ten-frame holds 10 dots.

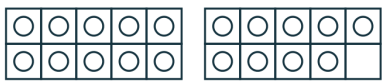

5. Write a problem like question 1 with new numbers or objects. Solve it and show your work.

You can point, speak, draw, or write. Adults can note any help they give.



WORKSHEET OUTPOST | Kindergarten Math — Supported

Extra practice: count 18, 19, and 20

Success criteria
I can count each object once and tell how many there are.

OW-K-036 E5 | Five questions

Name: _____ Date: _____

Try each problem. Tell an adult how you solved it. The adult can write down your answers.

1. Count the dots. Write the number. A full ten-frame holds 10 dots.

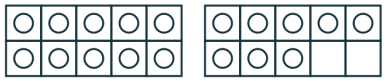

2. Count the dots. Write the number. A full ten-frame holds 10 dots.

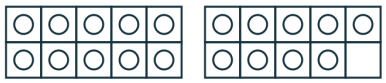

3. Count the dots. Write the number. A full ten-frame holds 10 dots.

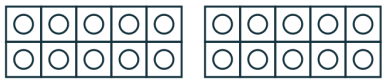

4. Count the dots. Write the number. A full ten-frame holds 10 dots.

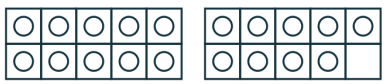

5. Write a problem like question 1 with new numbers or objects. Solve it and show your work.

You can point, speak, draw, or write. Adults can note any help they give.



WORKSHEET OUTPOST | Kindergarten Math — Supported

Extra practice: count 6 and 7

Success criteria
I can count each object once and tell how many there are.

OW-K-037 E1 | Five questions

Name: _____ Date: _____

Listen as an adult reads each question. Use counters or draw a picture to solve it.

1. Count the dots. Write the number.

○ ○ ○ ○ ○
○

2. Count the dots. Write the number.

○ ○ ○ ○ ○
○ ○

3. Count the dots. Write the number.

○ ○ ○ ○ ○
○

4. Count the dots. Write the number.

○ ○ ○ ○ ○
○ ○

5. Write a problem like question 1 with new numbers or objects. Solve it and show your work.

You can point, speak, draw, or write. Adults can note any help they give.



WORKSHEET OUTPOST | Kindergarten Math — Supported

Extra practice: count 6 and 7

Success criteria
I can count each object once and tell how many there are.

OW-K-037 E2 | Five questions

Name: _____ Date: _____

Work with a partner. Build a model, then say or write your answer.

1. Count the dots. Write the number.

○ ○ ○ ○ ○
○

2. Count the dots. Write the number.

○ ○ ○ ○ ○
○ ○

3. Count the dots. Write the number.

○ ○ ○ ○ ○
○

4. Count the dots. Write the number.

○ ○ ○ ○ ○
○ ○

5. Write a problem like question 1 with new numbers or objects. Solve it and show your work.

You can point, speak, draw, or write. Adults can note any help they give.



WORKSHEET OUTPOST | Kindergarten Math — Supported

Extra practice: count 6 and 7

Success criteria
I can count each object once and tell how many there are.

OW-K-037 E3 | Five questions

Name: _____ Date: _____

Work with a helper. Use objects, a number line, or a drawing to solve each problem.

1. Count the dots. Write the number.

○ ○ ○ ○ ○
○

2. Count the dots. Write the number.

○ ○ ○ ○ ○
○ ○

3. Count the dots. Write the number.

○ ○ ○ ○ ○
○

4. Count the dots. Write the number.

○ ○ ○ ○ ○
○ ○

5. Write a problem like question 1 with new numbers or objects. Solve it and show your work.

You can point, speak, draw, or write. Adults can note any help they give.



WORKSHEET OUTPOST | Kindergarten Math — Supported

Extra practice: count 6 and 7

Success criteria
I can count each object once and tell how many there are.

OW-K-037 E4 | Five questions

Name: _____ Date: _____

Ask an adult to show you how to start. Then finish the problem together.

1. Count the dots. Write the number.

○ ○ ○ ○ ○
○

2. Count the dots. Write the number.

○ ○ ○ ○ ○
○ ○

3. Count the dots. Write the number.

○ ○ ○ ○ ○
○

4. Count the dots. Write the number.

○ ○ ○ ○ ○
○ ○

5. Write a problem like question 1 with new numbers or objects. Solve it and show your work.

You can point, speak, draw, or write. Adults can note any help they give.



WORKSHEET OUTPOST | Kindergarten Math — Supported

Extra practice: count 6 and 7

OW-K-037 E5 | Five questions

Success criteria
I can count each object once and tell how many there are.

Name: _____ Date: _____

Try each problem. Tell an adult how you solved it. The adult can write down your answers.

1. Count the dots. Write the number.

○ ○ ○ ○ ○
○

2. Count the dots. Write the number.

○ ○ ○ ○ ○
○ ○

3. Count the dots. Write the number.

○ ○ ○ ○ ○
○

4. Count the dots. Write the number.

○ ○ ○ ○ ○
○ ○

5. Write a problem like question 1 with new numbers or objects. Solve it and show your work.

You can point, speak, draw, or write. Adults can note any help they give.



WORKSHEET OUTPOST | Kindergarten Math — Supported

Extra practice: count 8 and 9

Success criteria
I can count each object once and tell how many there are.

OW-K-038 E1 | Five questions

Name: _____ Date: _____

Listen as an adult reads each question. Use counters or draw a picture to solve it.

1. Count the dots. Write the number.

○ ○ ○ ○ ○
○ ○ ○

2. Count the dots. Write the number.

○ ○ ○ ○ ○
○ ○ ○ ○

3. Count the dots. Write the number.

○ ○ ○ ○ ○
○ ○ ○

4. Count the dots. Write the number.

○ ○ ○ ○ ○
○ ○ ○ ○

5. Write a problem like question 1 with new numbers or objects. Solve it and show your work.

You can point, speak, draw, or write. Adults can note any help they give.



WORKSHEET OUTPOST | Kindergarten Math — Supported

Extra practice: count 8 and 9

Success criteria
I can count each object once and tell how many there are.

OW-K-038 E2 | Five questions

Name: _____ Date: _____

Work with a partner. Build a model, then say or write your answer.

1. Count the dots. Write the number.

○ ○ ○ ○ ○
○ ○ ○

2. Count the dots. Write the number.

○ ○ ○ ○ ○
○ ○ ○ ○

3. Count the dots. Write the number.

○ ○ ○ ○ ○
○ ○ ○

4. Count the dots. Write the number.

○ ○ ○ ○ ○
○ ○ ○ ○

5. Write a problem like question 1 with new numbers or objects. Solve it and show your work.

You can point, speak, draw, or write. Adults can note any help they give.



WORKSHEET OUTPOST | Kindergarten Math — Supported

Extra practice: count 8 and 9

Success criteria
I can count each object once and tell how many there are.

OW-K-038 E3 | Five questions

Name: _____ Date: _____

Work with a helper. Use objects, a number line, or a drawing to solve each problem.

1. Count the dots. Write the number.

○ ○ ○ ○ ○
○ ○ ○

2. Count the dots. Write the number.

○ ○ ○ ○ ○
○ ○ ○ ○

3. Count the dots. Write the number.

○ ○ ○ ○ ○
○ ○ ○

4. Count the dots. Write the number.

○ ○ ○ ○ ○
○ ○ ○ ○

5. Write a problem like question 1 with new numbers or objects. Solve it and show your work.

You can point, speak, draw, or write. Adults can note any help they give.



WORKSHEET OUTPOST | Kindergarten Math — Supported

Extra practice: count 8 and 9

Success criteria
I can count each object once and tell how many there are.

OW-K-038 E4 | Five questions

Name: _____ Date: _____

Ask an adult to show you how to start. Then finish the problem together.

1. Count the dots. Write the number.

○ ○ ○ ○ ○
○ ○ ○

2. Count the dots. Write the number.

○ ○ ○ ○ ○
○ ○ ○ ○

3. Count the dots. Write the number.

○ ○ ○ ○ ○
○ ○ ○

4. Count the dots. Write the number.

○ ○ ○ ○ ○
○ ○ ○ ○

5. Write a problem like question 1 with new numbers or objects. Solve it and show your work.

You can point, speak, draw, or write. Adults can note any help they give.



WORKSHEET OUTPOST | Kindergarten Math — Supported

Extra practice: count 8 and 9

Success criteria
I can count each object once and tell how many there are.

OW-K-038 E5 | Five questions

Name: _____ Date: _____

Try each problem. Tell an adult how you solved it. The adult can write down your answers.

1. Count the dots. Write the number.

○ ○ ○ ○ ○
○ ○ ○

2. Count the dots. Write the number.

○ ○ ○ ○ ○
○ ○ ○ ○

3. Count the dots. Write the number.

○ ○ ○ ○ ○
○ ○ ○

4. Count the dots. Write the number.

○ ○ ○ ○ ○
○ ○ ○ ○

5. Write a problem like question 1 with new numbers or objects. Solve it and show your work.

You can point, speak, draw, or write. Adults can note any help they give.



WORKSHEET OUTPOST | Kindergarten Math — Supported

Extra practice: count both groups

Success criteria
I can tell which group has more, which has fewer, or if they are equal.

OW-K-039 E1 | Five questions

Name: _____ Date: _____

Listen as an adult reads each question. Use counters or draw a picture to solve it.

1. Which group has fewer dots? Write A, B, or "equal" if the groups match.

A ○ ○ ○ ○ ○ ○

B ○ ○ ○ ○ ○ ○ ○ ○

2. Which group has fewer dots? Write A, B, or "equal" if the groups match.

A ○ ○ ○ ○ ○ ○ ○ ○ ○

B ○ ○ ○ ○ ○ ○ ○

3. Which group has fewer dots? Write A, B, or "equal" if the groups match.

A

B

4. Which group has fewer dots? Write A, B, or "equal" if the groups match.

A ○ ○ ○ ○ ○ ○ ○ ○

B ○ ○ ○ ○ ○ ○ ○ ○ ○ ○

5. Write a problem like question 1 with new numbers or objects. Solve it and show your work.

You can point, speak, draw, or write. Adults can note any help they give.



WORKSHEET OUTPOST | Kindergarten Math — Supported

Extra practice: count both groups

Success criteria
I can tell which group has more, which has fewer, or if they are equal.

OW-K-039 E2 | Five questions

Name: _____ Date: _____

Work with a partner. Build a model, then say or write your answer.

1. Which group has fewer dots? Write A, B, or "equal" if the groups match.

A ○ ○ ○ ○ ○ ○

B ○ ○ ○ ○ ○ ○ ○ ○

2. Which group has fewer dots? Write A, B, or "equal" if the groups match.

A ○ ○ ○ ○ ○ ○ ○ ○ ○

B ○ ○ ○ ○ ○ ○ ○

3. Which group has fewer dots? Write A, B, or "equal" if the groups match.

A

B

4. Which group has fewer dots? Write A, B, or "equal" if the groups match.

A ○ ○ ○ ○ ○ ○ ○ ○

B ○ ○ ○ ○ ○ ○ ○ ○ ○ ○

5. Write a problem like question 1 with new numbers or objects. Solve it and show your work.

You can point, speak, draw, or write. Adults can note any help they give.



WORKSHEET OUTPOST | Kindergarten Math — Supported

Extra practice: count both groups

Success criteria
I can tell which group has more, which has fewer, or if they are equal.

OW-K-039 E3 | Five questions

Name: _____ Date: _____

Work with a helper. Use objects, a number line, or a drawing to solve each problem.

1. Which group has fewer dots? Write A, B, or "equal" if the groups match.

A ○ ○ ○ ○ ○ ○

B ○ ○ ○ ○ ○ ○ ○ ○

2. Which group has fewer dots? Write A, B, or "equal" if the groups match.

A ○ ○ ○ ○ ○ ○ ○ ○ ○

B ○ ○ ○ ○ ○ ○ ○

3. Which group has fewer dots? Write A, B, or "equal" if the groups match.

A

B

4. Which group has fewer dots? Write A, B, or "equal" if the groups match.

A ○ ○ ○ ○ ○ ○ ○ ○

B ○ ○ ○ ○ ○ ○ ○ ○ ○ ○

5. Write a problem like question 1 with new numbers or objects. Solve it and show your work.

You can point, speak, draw, or write. Adults can note any help they give.



WORKSHEET OUTPOST | Kindergarten Math — Supported

Extra practice: count both groups

Success criteria
I can tell which group has more, which has fewer, or if they are equal.

OW-K-039 E4 | Five questions

Name: _____ Date: _____

Ask an adult to show you how to start. Then finish the problem together.

1. Which group has fewer dots? Write A, B, or "equal" if the groups match.

A ○ ○ ○ ○ ○ ○

B ○ ○ ○ ○ ○ ○ ○ ○

2. Which group has fewer dots? Write A, B, or "equal" if the groups match.

A ○ ○ ○ ○ ○ ○ ○ ○ ○

B ○ ○ ○ ○ ○ ○ ○

3. Which group has fewer dots? Write A, B, or "equal" if the groups match.

A

B

4. Which group has fewer dots? Write A, B, or "equal" if the groups match.

A ○ ○ ○ ○ ○ ○ ○ ○

B ○ ○ ○ ○ ○ ○ ○ ○ ○ ○

5. Write a problem like question 1 with new numbers or objects. Solve it and show your work.

You can point, speak, draw, or write. Adults can note any help they give.



WORKSHEET OUTPOST | Kindergarten Math — Supported

Extra practice: count both groups

Success criteria
I can tell which group has more, which has fewer, or if they are equal.

OW-K-039 E5 | Five questions

Name: _____ Date: _____

Try each problem. Tell an adult how you solved it. The adult can write down your answers.

1. Which group has fewer dots? Write A, B, or "equal" if the groups match.

A ○ ○ ○ ○ ○ ○

B ○ ○ ○ ○ ○ ○ ○ ○

2. Which group has fewer dots? Write A, B, or "equal" if the groups match.

A ○ ○ ○ ○ ○ ○ ○ ○ ○

B ○ ○ ○ ○ ○ ○ ○

3. Which group has fewer dots? Write A, B, or "equal" if the groups match.

A

B

4. Which group has fewer dots? Write A, B, or "equal" if the groups match.

A ○ ○ ○ ○ ○ ○ ○ ○

B ○ ○ ○ ○ ○ ○ ○ ○ ○ ○

5. Write a problem like question 1 with new numbers or objects. Solve it and show your work.

You can point, speak, draw, or write. Adults can note any help they give.



WORKSHEET OUTPOST | Kindergarten Math — Supported

Extra practice: count by tens to 100

Success criteria
I can count by tens and fill in a missing number.

OW-K-040 E1 | Five questions

Name: _____ Date: _____

Listen as an adult reads each question. Use counters or draw a picture to solve it.

1. Count by tens: 10, ____, ____, ____.

2. Count by tens: 30, ____, ____, ____.

3. Count by tens: 50, ____, ____, ____.

4. Count by tens: 70, ____, ____, ____.

5. Write a problem like question 1 with new numbers or objects. Solve it and show your work.

You can point, speak, draw, or write. Adults can note any help they give.



WORKSHEET OUTPOST | Kindergarten Math — Supported

Extra practice: count by tens to 100

Success criteria
I can count by tens and fill in a missing number.

OW-K-040 E2 | Five questions

Name: _____ Date: _____

Work with a partner. Build a model, then say or write your answer.

1. Count by tens: 10, ____, ____, ____.

2. Count by tens: 30, ____, ____, ____.

3. Count by tens: 50, ____, ____, ____.

4. Count by tens: 70, ____, ____, ____.

5. Write a problem like question 1 with new numbers or objects. Solve it and show your work.

You can point, speak, draw, or write. Adults can note any help they give.



WORKSHEET OUTPOST | Kindergarten Math — Supported

Extra practice: count by tens to 100

Success criteria
I can count by tens and fill in a missing number.

OW-K-040 E3 | Five questions

Name: _____ Date: _____

Work with a helper. Use objects, a number line, or a drawing to solve each problem.

1. Count by tens: 10, ____, ____, ____.

2. Count by tens: 30, ____, ____, ____.

3. Count by tens: 50, ____, ____, ____.

4. Count by tens: 70, ____, ____, ____.

5. Write a problem like question 1 with new numbers or objects. Solve it and show your work.

You can point, speak, draw, or write. Adults can note any help they give.



WORKSHEET OUTPOST | Kindergarten Math — Supported

Extra practice: count by tens to 100

Success criteria
I can count by tens and fill in a missing number.

OW-K-040 E4 | Five questions

Name: _____ Date: _____

Ask an adult to show you how to start. Then finish the problem together.

1. Count by tens: 10, ____, ____, ____.

2. Count by tens: 30, ____, ____, ____.

3. Count by tens: 50, ____, ____, ____.

4. Count by tens: 70, ____, ____, ____.

5. Write a problem like question 1 with new numbers or objects. Solve it and show your work.

You can point, speak, draw, or write. Adults can note any help they give.



WORKSHEET OUTPOST | Kindergarten Math — Supported

Extra practice: count by tens to 100

Success criteria
I can count by tens and fill in a missing number.

OW-K-040 E5 | Five questions

Name: _____ Date: _____

Try each problem. Tell an adult how you solved it. The adult can write down your answers.

1. Count by tens: 10, ____, ____, ____.

2. Count by tens: 30, ____, ____, ____.

3. Count by tens: 50, ____, ____, ____.

4. Count by tens: 70, ____, ____, ____.

5. Write a problem like question 1 with new numbers or objects. Solve it and show your work.

You can point, speak, draw, or write. Adults can note any help they give.



WORKSHEET OUTPOST | Kindergarten Math — Supported

Extra practice: count in new arrangements

OW-K-041 E1 | Five questions

Success criteria

I can count each object once and tell how many there are.

Name: _____ Date: _____

Listen as an adult reads each question. Use counters or draw a picture to solve it.

1. Count the dots. Write the number.

○

2. Count the dots. Write the number.

○ ○

3. Count the dots. Write the number.

○ ○ ○

4. Count the dots. Write the number.

○ ○

5. Write a problem like question 1 with new numbers or objects. Solve it and show your work.

You can point, speak, draw, or write. Adults can note any help they give.



WORKSHEET OUTPOST | Kindergarten Math — Supported

Extra practice: count in new arrangements

OW-K-041 E2 | Five questions

Name: _____ Date: _____

Success criteria

I can count each object once and tell how many there are.

Work with a partner. Build a model, then say or write your answer.

1. Count the dots. Write the number.

○

2. Count the dots. Write the number.

○ ○

3. Count the dots. Write the number.

○ ○ ○

4. Count the dots. Write the number.

○ ○

5. Write a problem like question 1 with new numbers or objects. Solve it and show your work.

You can point, speak, draw, or write. Adults can note any help they give.



WORKSHEET OUTPOST | Kindergarten Math — Supported

Extra practice: count in new arrangements

OW-K-041 E3 | Five questions

Success criteria
I can count each object once and tell how many there are.

Name: _____ Date: _____

Work with a helper. Use objects, a number line, or a drawing to solve each problem.

1. Count the dots. Write the number.

○

2. Count the dots. Write the number.

○ ○

3. Count the dots. Write the number.

○ ○ ○

4. Count the dots. Write the number.

○ ○

5. Write a problem like question 1 with new numbers or objects. Solve it and show your work.

You can point, speak, draw, or write. Adults can note any help they give.



WORKSHEET OUTPOST | Kindergarten Math — Supported

Extra practice: count in new arrangements

OW-K-041 E4 | Five questions

Success criteria

I can count each object once and tell how many there are.

Name: _____ Date: _____

Ask an adult to show you how to start. Then finish the problem together.

1. Count the dots. Write the number.

○

2. Count the dots. Write the number.

○ ○

3. Count the dots. Write the number.

○ ○ ○

4. Count the dots. Write the number.

○ ○

5. Write a problem like question 1 with new numbers or objects. Solve it and show your work.

You can point, speak, draw, or write. Adults can note any help they give.



WORKSHEET OUTPOST | Kindergarten Math — Supported

Extra practice: count in new arrangements

OW-K-041 E5 | Five questions

Success criteria

I can count each object once and tell how many there are.

Name: _____ Date: _____

Try each problem. Tell an adult how you solved it. The adult can write down your answers.

1. Count the dots. Write the number.

○

2. Count the dots. Write the number.

○ ○

3. Count the dots. Write the number.

○ ○ ○

4. Count the dots. Write the number.

○ ○

5. Write a problem like question 1 with new numbers or objects. Solve it and show your work.

You can point, speak, draw, or write. Adults can note any help they give.



WORKSHEET OUTPOST | Kindergarten Math — Supported

Extra practice: count mixed groups

Success criteria
I can count each object once and tell how many there are.

OW-K-042 E1 | Five questions

Name: _____ Date: _____

Listen as an adult reads each question. Use counters or draw a picture to solve it.

1. Count the dots. Write the number.



2. Count the dots. Write the number.



3. Count the dots. Write the number.



4. Count the dots. Write the number.



5. Write a problem like question 1 with new numbers or objects. Solve it and show your work.

You can point, speak, draw, or write. Adults can note any help they give.



WORKSHEET OUTPOST | Kindergarten Math — Supported

Extra practice: count mixed groups

Success criteria
I can count each object once and tell how many there are.

OW-K-042 E2 | Five questions

Name: _____ Date: _____

Work with a partner. Build a model, then say or write your answer.

1. Count the dots. Write the number.



2. Count the dots. Write the number.



3. Count the dots. Write the number.



4. Count the dots. Write the number.



5. Write a problem like question 1 with new numbers or objects. Solve it and show your work.

You can point, speak, draw, or write. Adults can note any help they give.



WORKSHEET OUTPOST | Kindergarten Math — Supported

Extra practice: count mixed groups

Success criteria
I can count each object once and tell how many there are.

OW-K-042 E3 | Five questions

Name: _____ Date: _____

Work with a helper. Use objects, a number line, or a drawing to solve each problem.

1. Count the dots. Write the number.



2. Count the dots. Write the number.



3. Count the dots. Write the number.



4. Count the dots. Write the number.



5. Write a problem like question 1 with new numbers or objects. Solve it and show your work.

You can point, speak, draw, or write. Adults can note any help they give.



WORKSHEET OUTPOST | Kindergarten Math — Supported

Extra practice: count mixed groups

Success criteria
I can count each object once and tell how many there are.

OW-K-042 E4 | Five questions

Name: _____ Date: _____

Ask an adult to show you how to start. Then finish the problem together.

1. Count the dots. Write the number.



2. Count the dots. Write the number.



3. Count the dots. Write the number.



4. Count the dots. Write the number.



5. Write a problem like question 1 with new numbers or objects. Solve it and show your work.

You can point, speak, draw, or write. Adults can note any help they give.



WORKSHEET OUTPOST | Kindergarten Math — Supported

Extra practice: count mixed groups

Success criteria
I can count each object once and tell how many there are.

OW-K-042 E5 | Five questions

Name: _____ Date: _____

Try each problem. Tell an adult how you solved it. The adult can write down your answers.

1. Count the dots. Write the number.



2. Count the dots. Write the number.



3. Count the dots. Write the number.



4. Count the dots. Write the number.



5. Write a problem like question 1 with new numbers or objects. Solve it and show your work.

You can point, speak, draw, or write. Adults can note any help they give.



WORKSHEET OUTPOST | Kindergarten Math — Supported

Extra practice: count on and explain

Success criteria
I can start at a number and count on from there.

OW-K-043 E1 | Five questions

Name: _____ Date: _____

Listen as an adult reads each question. Use counters or draw a picture to solve it.

1. Count on: 11, ____, ____, ____.

2. Count on: 14, ____, ____, ____.

3. Count on: 16, ____, ____, ____.

4. Count on: 17, ____, ____, ____.

5. Write a problem like question 1 with new numbers or objects. Solve it and show your work.

You can point, speak, draw, or write. Adults can note any help they give.



WORKSHEET OUTPOST | Kindergarten Math — Supported

Extra practice: count on and explain

Success criteria
I can start at a number and count on from there.

OW-K-043 E2 | Five questions

Name: _____ Date: _____

Work with a partner. Build a model, then say or write your answer.

1. Count on: 11, ____, ____, ____.

2. Count on: 14, ____, ____, ____.

3. Count on: 16, ____, ____, ____.

4. Count on: 17, ____, ____, ____.

5. Write a problem like question 1 with new numbers or objects. Solve it and show your work.

You can point, speak, draw, or write. Adults can note any help they give.



WORKSHEET OUTPOST | Kindergarten Math — Supported

Extra practice: count on and explain

Success criteria
I can start at a number and count on from there.

OW-K-043 E3 | Five questions

Name: _____ Date: _____

Work with a helper. Use objects, a number line, or a drawing to solve each problem.

1. Count on: 11, ____, ____, ____.

2. Count on: 14, ____, ____, ____.

3. Count on: 16, ____, ____, ____.

4. Count on: 17, ____, ____, ____.

5. Write a problem like question 1 with new numbers or objects. Solve it and show your work.

You can point, speak, draw, or write. Adults can note any help they give.



WORKSHEET OUTPOST | Kindergarten Math — Supported

Extra practice: count on and explain

Success criteria
I can start at a number and count on from there.

OW-K-043 E4 | Five questions

Name: _____ Date: _____

Ask an adult to show you how to start. Then finish the problem together.

1. Count on: 11, ____, ____, ____.

2. Count on: 14, ____, ____, ____.

3. Count on: 16, ____, ____, ____.

4. Count on: 17, ____, ____, ____.

5. Write a problem like question 1 with new numbers or objects. Solve it and show your work.

You can point, speak, draw, or write. Adults can note any help they give.



WORKSHEET OUTPOST | Kindergarten Math — Supported

Extra practice: count on and explain

OW-K-043 E5 | Five questions

Success criteria
I can start at a number and count on from there.

Name: _____ Date: _____

Try each problem. Tell an adult how you solved it. The adult can write down your answers.

1. Count on: 11, ____, ____, ____.

2. Count on: 14, ____, ____, ____.

3. Count on: 16, ____, ____, ____.

4. Count on: 17, ____, ____, ____.

5. Write a problem like question 1 with new numbers or objects. Solve it and show your work.

You can point, speak, draw, or write. Adults can note any help they give.



WORKSHEET OUTPOST | Kindergarten Math — Supported

Extra practice: count on to 100

Success criteria
I can count in order and tell which number comes next.

OW-K-044 E1 | Five questions

Name: _____ Date: _____

Listen as an adult reads each question. Use counters or draw a picture to solve it.

1. Count by ones: 58, ____, ____, ____.

2. Count by ones: 69, ____, ____, ____.

3. Count by ones: 87, ____, ____, ____.

4. Count by ones: 97, ____, ____, ____.

5. Write a problem like question 1 with new numbers or objects. Solve it and show your work.

You can point, speak, draw, or write. Adults can note any help they give.



WORKSHEET OUTPOST | Kindergarten Math — Supported

Extra practice: count on to 100

Success criteria
I can count in order and tell which number comes next.

OW-K-044 E2 | Five questions

Name: _____ Date: _____

Work with a partner. Build a model, then say or write your answer.

1. Count by ones: 58, ____, ____, ____.

2. Count by ones: 69, ____, ____, ____.

3. Count by ones: 87, ____, ____, ____.

4. Count by ones: 97, ____, ____, ____.

5. Write a problem like question 1 with new numbers or objects. Solve it and show your work.

You can point, speak, draw, or write. Adults can note any help they give.



WORKSHEET OUTPOST | Kindergarten Math — Supported

Extra practice: count on to 100

Success criteria
I can count in order and tell which number comes next.

OW-K-044 E3 | Five questions

Name: _____ Date: _____

Work with a helper. Use objects, a number line, or a drawing to solve each problem.

1. Count by ones: 58, ____, ____, ____.

2. Count by ones: 69, ____, ____, ____.

3. Count by ones: 87, ____, ____, ____.

4. Count by ones: 97, ____, ____, ____.

5. Write a problem like question 1 with new numbers or objects. Solve it and show your work.

You can point, speak, draw, or write. Adults can note any help they give.



WORKSHEET OUTPOST | Kindergarten Math — Supported

Extra practice: count on to 100

Success criteria
I can count in order and tell which number comes next.

OW-K-044 E4 | Five questions

Name: _____ Date: _____

Ask an adult to show you how to start. Then finish the problem together.

1. Count by ones: 58, ____, ____, ____.

2. Count by ones: 69, ____, ____, ____.

3. Count by ones: 87, ____, ____, ____.

4. Count by ones: 97, ____, ____, ____.

5. Write a problem like question 1 with new numbers or objects. Solve it and show your work.

You can point, speak, draw, or write. Adults can note any help they give.



WORKSHEET OUTPOST | Kindergarten Math — Supported

Extra practice: count on to 100

Success criteria
I can count in order and tell which number comes next.

OW-K-044 E5 | Five questions

Name: _____ Date: _____

Try each problem. Tell an adult how you solved it. The adult can write down your answers.

1. Count by ones: 58, ____, ____, ____.

2. Count by ones: 69, ____, ____, ____.

3. Count by ones: 87, ____, ____, ____.

4. Count by ones: 97, ____, ____, ____.

5. Write a problem like question 1 with new numbers or objects. Solve it and show your work.

You can point, speak, draw, or write. Adults can note any help they give.



WORKSHEET OUTPOST | Kindergarten Math — Supported

Extra practice: count small groups

Success criteria
I can touch each dot once and tell how many there are.

OW-K-045 E1 | Five questions

Name: _____ Date: _____

Listen as an adult reads each question. Use counters or draw a picture to solve it.

1. Count the dots. Write the number.

○

2. Count the dots. Write the number.

○ ○

3. Count the dots. Write the number.

○ ○ ○

4. Count the dots. Write the number.

○ ○

5. Write a problem like question 1 with new numbers or objects. Solve it and show your work.

You can point, speak, draw, or write. Adults can note any help they give.



WORKSHEET OUTPOST | Kindergarten Math — Supported

Extra practice: count small groups

Success criteria
I can touch each dot once and tell how many there are.

OW-K-045 E2 | Five questions

Name: _____ Date: _____

Work with a partner. Build a model, then say or write your answer.

1. Count the dots. Write the number.

○

2. Count the dots. Write the number.

○ ○

3. Count the dots. Write the number.

○ ○ ○

4. Count the dots. Write the number.

○ ○

5. Write a problem like question 1 with new numbers or objects. Solve it and show your work.

You can point, speak, draw, or write. Adults can note any help they give.



WORKSHEET OUTPOST | Kindergarten Math — Supported

Extra practice: count small groups

Success criteria
I can touch each dot once and tell how many there are.

OW-K-045 E3 | Five questions

Name: _____ Date: _____

Work with a helper. Use objects, a number line, or a drawing to solve each problem.

1. Count the dots. Write the number.

○

2. Count the dots. Write the number.

○ ○

3. Count the dots. Write the number.

○ ○ ○

4. Count the dots. Write the number.

○ ○

5. Write a problem like question 1 with new numbers or objects. Solve it and show your work.

You can point, speak, draw, or write. Adults can note any help they give.



WORKSHEET OUTPOST | Kindergarten Math — Supported

Extra practice: count small groups

OW-K-045 E4 | Five questions

Success criteria
I can touch each dot once and tell how many there are.

Name: _____ Date: _____

Ask an adult to show you how to start. Then finish the problem together.

1. Count the dots. Write the number.

○

2. Count the dots. Write the number.

○ ○

3. Count the dots. Write the number.

○ ○ ○

4. Count the dots. Write the number.

○ ○

5. Write a problem like question 1 with new numbers or objects. Solve it and show your work.

You can point, speak, draw, or write. Adults can note any help they give.



WORKSHEET OUTPOST | Kindergarten Math — Supported

Extra practice: count small groups

OW-K-045 E5 | Five questions

Success criteria

I can touch each dot once and tell how many there are.

Name: _____ Date: _____

Try each problem. Tell an adult how you solved it. The adult can write down your answers.

1. Count the dots. Write the number.

○

2. Count the dots. Write the number.

○ ○

3. Count the dots. Write the number.

○ ○ ○

4. Count the dots. Write the number.

○ ○

5. Write a problem like question 1 with new numbers or objects. Solve it and show your work.

You can point, speak, draw, or write. Adults can note any help they give.



WORKSHEET OUTPOST | Kindergarten Math — Supported

Extra practice: count to 30

Success criteria
I can count in order and tell which number comes next.

OW-K-046 E1 | Five questions

Name: _____ Date: _____

Listen as an adult reads each question. Use counters or draw a picture to solve it.

1. Count by ones: 8, ____, ____, ____.

2. Count by ones: 17, ____, ____, ____.

3. Count by ones: 24, ____, ____, ____.

4. Count by ones: 27, ____, ____, ____.

5. Write a problem like question 1 with new numbers or objects. Solve it and show your work.

You can point, speak, draw, or write. Adults can note any help they give.



WORKSHEET OUTPOST | Kindergarten Math — Supported

Extra practice: count to 30

Success criteria
I can count in order and tell which number comes next.

OW-K-046 E2 | Five questions

Name: _____ Date: _____

Work with a partner. Build a model, then say or write your answer.

1. Count by ones: 8, ____, ____, ____.

2. Count by ones: 17, ____, ____, ____.

3. Count by ones: 24, ____, ____, ____.

4. Count by ones: 27, ____, ____, ____.

5. Write a problem like question 1 with new numbers or objects. Solve it and show your work.

You can point, speak, draw, or write. Adults can note any help they give.



WORKSHEET OUTPOST | Kindergarten Math — Supported

Extra practice: count to 30

Success criteria
I can count in order and tell which number comes next.

OW-K-046 E3 | Five questions

Name: _____ Date: _____

Work with a helper. Use objects, a number line, or a drawing to solve each problem.

1. Count by ones: 8, ____, ____, ____.

2. Count by ones: 17, ____, ____, ____.

3. Count by ones: 24, ____, ____, ____.

4. Count by ones: 27, ____, ____, ____.

5. Write a problem like question 1 with new numbers or objects. Solve it and show your work.

You can point, speak, draw, or write. Adults can note any help they give.



WORKSHEET OUTPOST | Kindergarten Math — Supported

Extra practice: count to 30

Success criteria
I can count in order and tell which number comes next.

OW-K-046 E4 | Five questions

Name: _____ Date: _____

Ask an adult to show you how to start. Then finish the problem together.

1. Count by ones: 8, ____, ____, ____.

2. Count by ones: 17, ____, ____, ____.

3. Count by ones: 24, ____, ____, ____.

4. Count by ones: 27, ____, ____, ____.

5. Write a problem like question 1 with new numbers or objects. Solve it and show your work.

You can point, speak, draw, or write. Adults can note any help they give.



WORKSHEET OUTPOST | Kindergarten Math — Supported

Extra practice: count to 30

Success criteria
I can count in order and tell which number comes next.

OW-K-046 E5 | Five questions

Name: _____ Date: _____

Try each problem. Tell an adult how you solved it. The adult can write down your answers.

1. Count by ones: 8, ____, ____, ____.

2. Count by ones: 17, ____, ____, ____.

3. Count by ones: 24, ____, ____, ____.

4. Count by ones: 27, ____, ____, ____.

5. Write a problem like question 1 with new numbers or objects. Solve it and show your work.

You can point, speak, draw, or write. Adults can note any help they give.



WORKSHEET OUTPOST | Kindergarten Math — Supported

Extra practice: count to 50

Success criteria
I can count in order and tell which number comes next.

OW-K-047 E1 | Five questions

Name: _____ Date: _____

Listen as an adult reads each question. Use counters or draw a picture to solve it.

1. Count by ones: 29, ____, ____, ____.

2. Count by ones: 36, ____, ____, ____.

3. Count by ones: 39, ____, ____, ____.

4. Count by ones: 47, ____, ____, ____.

5. Write a problem like question 1 with new numbers or objects. Solve it and show your work.

You can point, speak, draw, or write. Adults can note any help they give.



WORKSHEET OUTPOST | Kindergarten Math — Supported

Extra practice: count to 50

Success criteria
I can count in order and tell which number comes next.

OW-K-047 E2 | Five questions

Name: _____ Date: _____

Work with a partner. Build a model, then say or write your answer.

1. Count by ones: 29, ____, ____, ____.

2. Count by ones: 36, ____, ____, ____.

3. Count by ones: 39, ____, ____, ____.

4. Count by ones: 47, ____, ____, ____.

5. Write a problem like question 1 with new numbers or objects. Solve it and show your work.

You can point, speak, draw, or write. Adults can note any help they give.



WORKSHEET OUTPOST | Kindergarten Math — Supported

Extra practice: count to 50

Success criteria
I can count in order and tell which number comes next.

OW-K-047 E3 | Five questions

Name: _____ Date: _____

Work with a helper. Use objects, a number line, or a drawing to solve each problem.

1. Count by ones: 29, ____, ____, ____.

2. Count by ones: 36, ____, ____, ____.

3. Count by ones: 39, ____, ____, ____.

4. Count by ones: 47, ____, ____, ____.

5. Write a problem like question 1 with new numbers or objects. Solve it and show your work.

You can point, speak, draw, or write. Adults can note any help they give.



WORKSHEET OUTPOST | Kindergarten Math — Supported

Extra practice: count to 50

Success criteria
I can count in order and tell which number comes next.

OW-K-047 E4 | Five questions

Name: _____ Date: _____

Ask an adult to show you how to start. Then finish the problem together.

1. Count by ones: 29, ____, ____, ____.

2. Count by ones: 36, ____, ____, ____.

3. Count by ones: 39, ____, ____, ____.

4. Count by ones: 47, ____, ____, ____.

5. Write a problem like question 1 with new numbers or objects. Solve it and show your work.

You can point, speak, draw, or write. Adults can note any help they give.



WORKSHEET OUTPOST | Kindergarten Math — Supported

Extra practice: count to 50

Success criteria
I can count in order and tell which number comes next.

OW-K-047 E5 | Five questions

Name: _____ Date: _____

Try each problem. Tell an adult how you solved it. The adult can write down your answers.

1. Count by ones: 29, ____, ____, ____.

2. Count by ones: 36, ____, ____, ____.

3. Count by ones: 39, ____, ____, ____.

4. Count by ones: 47, ____, ____, ____.

5. Write a problem like question 1 with new numbers or objects. Solve it and show your work.

You can point, speak, draw, or write. Adults can note any help they give.



WORKSHEET OUTPOST | Kindergarten Math — Supported

Extra practice: explain comparisons

OW-K-048 E1 | Five questions

Success criteria
I can tell which group has more, which has fewer, or if they are equal.

Name: _____ Date: _____

Listen as an adult reads each question. Use counters or draw a picture to solve it.

1. Draw 6 dots in A and 8 dots in B. Does A have more, does B have more, or are they equal? How do you know?

2. Draw 9 dots in A and 7 dots in B. Does A have more, does B have more, or are they equal? How do you know?

3. Draw 0 dots in A and 0 dots in B. Does A have more, does B have more, or are they equal? How do you know?

4. Draw 8 dots in A and 10 dots in B. Does A have more, does B have more, or are they equal? How do you know?

5. Write a problem like question 1 with new numbers or objects. Solve it and show your work.

You can point, speak, draw, or write. Adults can note any help they give.



WORKSHEET OUTPOST | Kindergarten Math — Supported

Extra practice: explain comparisons

Success criteria
I can tell which group has more, which has fewer, or if they are equal.

OW-K-048 E2 | Five questions

Name: _____ Date: _____

Work with a partner. Build a model, then say or write your answer.

1. Draw 6 dots in A and 8 dots in B. Does A have more, does B have more, or are they equal? How do you know?

2. Draw 9 dots in A and 7 dots in B. Does A have more, does B have more, or are they equal? How do you know?

3. Draw 0 dots in A and 0 dots in B. Does A have more, does B have more, or are they equal? How do you know?

4. Draw 8 dots in A and 10 dots in B. Does A have more, does B have more, or are they equal? How do you know?

5. Write a problem like question 1 with new numbers or objects. Solve it and show your work.

You can point, speak, draw, or write. Adults can note any help they give.



WORKSHEET OUTPOST | Kindergarten Math — Supported

Extra practice: explain comparisons

Success criteria
I can tell which group has more, which has fewer, or if they are equal.

OW-K-048 E3 | Five questions

Name: _____ Date: _____

Work with a helper. Use objects, a number line, or a drawing to solve each problem.

1. Draw 6 dots in A and 8 dots in B. Does A have more, does B have more, or are they equal? How do you know?

2. Draw 9 dots in A and 7 dots in B. Does A have more, does B have more, or are they equal? How do you know?

3. Draw 0 dots in A and 0 dots in B. Does A have more, does B have more, or are they equal? How do you know?

4. Draw 8 dots in A and 10 dots in B. Does A have more, does B have more, or are they equal? How do you know?

5. Write a problem like question 1 with new numbers or objects. Solve it and show your work.

You can point, speak, draw, or write. Adults can note any help they give.



WORKSHEET OUTPOST | Kindergarten Math — Supported

Extra practice: explain comparisons

OW-K-048 E4 | Five questions

Success criteria
I can tell which group has more, which has fewer, or if they are equal.

Name: _____ Date: _____

Ask an adult to show you how to start. Then finish the problem together.

1. Draw 6 dots in A and 8 dots in B. Does A have more, does B have more, or are they equal? How do you know?

2. Draw 9 dots in A and 7 dots in B. Does A have more, does B have more, or are they equal? How do you know?

3. Draw 0 dots in A and 0 dots in B. Does A have more, does B have more, or are they equal? How do you know?

4. Draw 8 dots in A and 10 dots in B. Does A have more, does B have more, or are they equal? How do you know?

5. Write a problem like question 1 with new numbers or objects. Solve it and show your work.

You can point, speak, draw, or write. Adults can note any help they give.



WORKSHEET OUTPOST | Kindergarten Math — Supported

Extra practice: explain comparisons

OW-K-048 E5 | Five questions

Success criteria

I can tell which group has more, which has fewer, or if they are equal.

Name: _____ Date: _____

Try each problem. Tell an adult how you solved it. The adult can write down your answers.

1. Draw 6 dots in A and 8 dots in B. Does A have more, does B have more, or are they equal? How do you know?

2. Draw 9 dots in A and 7 dots in B. Does A have more, does B have more, or are they equal? How do you know?

3. Draw 0 dots in A and 0 dots in B. Does A have more, does B have more, or are they equal? How do you know?

4. Draw 8 dots in A and 10 dots in B. Does A have more, does B have more, or are they equal? How do you know?

5. Write a problem like question 1 with new numbers or objects. Solve it and show your work.

You can point, speak, draw, or write. Adults can note any help they give.



WORKSHEET OUTPOST | Kindergarten Math — Supported

Extra practice: find and explain patterns

OW-K-049 E1 | Five questions

Success criteria
I can start at a number and count on from there.

Name: _____ Date: _____

Listen as an adult reads each question. Use counters or draw a picture to solve it.

1. Fill in: 28, 29, ____, 31. What changed after 29?

2. Fill in: 48, 49, ____, 51.

3. Count by tens: 60, 70, ____, 90, ____.

4. Sam counts 96, 97, 99, 100. What number is missing?

5. Write a problem like question 1 with new numbers or objects. Solve it and show your work.

You can point, speak, draw, or write. Adults can note any help they give.



WORKSHEET OUTPOST | Kindergarten Math — Supported

Extra practice: find and explain patterns

OW-K-049 E2 | Five questions

Name: _____ Date: _____

Success criteria

I can start at a number and count on from there.

Work with a partner. Build a model, then say or write your answer.

1. Fill in: 28, 29, ____, 31. What changed after 29?

2. Fill in: 48, 49, ____, 51.

3. Count by tens: 60, 70, ____, 90, ____.

4. Sam counts 96, 97, 99, 100. What number is missing?

5. Write a problem like question 1 with new numbers or objects. Solve it and show your work.

You can point, speak, draw, or write. Adults can note any help they give.



WORKSHEET OUTPOST | Kindergarten Math — Supported

Extra practice: find and explain patterns

OW-K-049 E3 | Five questions

Success criteria
I can start at a number and count on from there.

Name: _____ Date: _____

Work with a helper. Use objects, a number line, or a drawing to solve each problem.

1. Fill in: 28, 29, ____, 31. What changed after 29?

2. Fill in: 48, 49, ____, 51.

3. Count by tens: 60, 70, ____, 90, ____.

4. Sam counts 96, 97, 99, 100. What number is missing?

5. Write a problem like question 1 with new numbers or objects. Solve it and show your work.

You can point, speak, draw, or write. Adults can note any help they give.



WORKSHEET OUTPOST | Kindergarten Math — Supported

Extra practice: find and explain patterns

OW-K-049 E4 | Five questions

Name: _____ Date: _____

Success criteria

I can start at a number and count on from there.

Ask an adult to show you how to start. Then finish the problem together.

1. Fill in: 28, 29, ____, 31. What changed after 29?

2. Fill in: 48, 49, ____, 51.

3. Count by tens: 60, 70, ____, 90, ____.

4. Sam counts 96, 97, 99, 100. What number is missing?

5. Write a problem like question 1 with new numbers or objects. Solve it and show your work.

You can point, speak, draw, or write. Adults can note any help they give.



WORKSHEET OUTPOST | Kindergarten Math — Supported

Extra practice: find and explain patterns

OW-K-049 E5 | Five questions

Success criteria
I can start at a number and count on from there.

Name: _____ Date: _____

Try each problem. Tell an adult how you solved it. The adult can write down your answers.

1. Fill in: 28, 29, ____, 31. What changed after 29?

2. Fill in: 48, 49, ____, 51.

3. Count by tens: 60, 70, ____, 90, ____.

4. Sam counts 96, 97, 99, 100. What number is missing?

5. Write a problem like question 1 with new numbers or objects. Solve it and show your work.

You can point, speak, draw, or write. Adults can note any help they give.



WORKSHEET OUTPOST | Kindergarten Math — Supported

Extra practice: find the greater group

OW-K-050 E1 | Five questions

Success criteria
I can tell which group has more, which has fewer, or if they are equal.

Name: _____ Date: _____

Listen as an adult reads each question. Use counters or draw a picture to solve it.

1. Which group has more dots? Write A, B, or "equal" if the groups match.

A ○ ○

B ○ ○ ○

2. Which group has more dots? Write A, B, or "equal" if the groups match.

A ○ ○ ○ ○

B ○ ○

3. Which group has more dots? Write A, B, or "equal" if the groups match.

A ○

B ○

4. Which group has more dots? Write A, B, or "equal" if the groups match.

A ○ ○ ○

B ○ ○ ○ ○

5. Write a problem like question 1 with new numbers or objects. Solve it and show your work.

You can point, speak, draw, or write. Adults can note any help they give.



WORKSHEET OUTPOST | Kindergarten Math — Supported

Extra practice: find the greater group

OW-K-050 E2 | Five questions

Success criteria
I can tell which group has more, which has fewer, or if they are equal.

Name: _____ Date: _____

Work with a partner. Build a model, then say or write your answer.

1. Which group has more dots? Write A, B, or "equal" if the groups match.

A ○ ○

B ○ ○ ○

2. Which group has more dots? Write A, B, or "equal" if the groups match.

A ○ ○ ○ ○

B ○ ○

3. Which group has more dots? Write A, B, or "equal" if the groups match.

A ○

B ○

4. Which group has more dots? Write A, B, or "equal" if the groups match.

A ○ ○ ○

B ○ ○ ○ ○

5. Write a problem like question 1 with new numbers or objects. Solve it and show your work.

You can point, speak, draw, or write. Adults can note any help they give.



WORKSHEET OUTPOST | Kindergarten Math — Supported

Extra practice: find the greater group

OW-K-050 E3 | Five questions

Success criteria
I can tell which group has more, which has fewer, or if they are equal.

Name: _____ Date: _____

Work with a helper. Use objects, a number line, or a drawing to solve each problem.

1. Which group has more dots? Write A, B, or "equal" if the groups match.

A ○ ○

B ○ ○ ○

2. Which group has more dots? Write A, B, or "equal" if the groups match.

A ○ ○ ○ ○

B ○ ○

3. Which group has more dots? Write A, B, or "equal" if the groups match.

A ○

B ○

4. Which group has more dots? Write A, B, or "equal" if the groups match.

A ○ ○ ○

B ○ ○ ○ ○

5. Write a problem like question 1 with new numbers or objects. Solve it and show your work.

You can point, speak, draw, or write. Adults can note any help they give.



WORKSHEET OUTPOST | Kindergarten Math — Supported

Extra practice: find the greater group

OW-K-050 E4 | Five questions

Success criteria
I can tell which group has more, which has fewer, or if they are equal.

Name: _____ Date: _____

Ask an adult to show you how to start. Then finish the problem together.

1. Which group has more dots? Write A, B, or "equal" if the groups match.

A ○ ○

B ○ ○ ○

2. Which group has more dots? Write A, B, or "equal" if the groups match.

A ○ ○ ○ ○

B ○ ○

3. Which group has more dots? Write A, B, or "equal" if the groups match.

A ○

B ○

4. Which group has more dots? Write A, B, or "equal" if the groups match.

A ○ ○ ○

B ○ ○ ○ ○

5. Write a problem like question 1 with new numbers or objects. Solve it and show your work.

You can point, speak, draw, or write. Adults can note any help they give.



WORKSHEET OUTPOST | Kindergarten Math — Supported

Extra practice: find the greater group

OW-K-050 E5 | Five questions

Success criteria
I can tell which group has more, which has fewer, or if they are equal.

Name: _____ Date: _____

Try each problem. Tell an adult how you solved it. The adult can write down your answers.

1. Which group has more dots? Write A, B, or "equal" if the groups match.

A ○ ○

B ○ ○ ○

2. Which group has more dots? Write A, B, or "equal" if the groups match.

A ○ ○ ○ ○

B ○ ○

3. Which group has more dots? Write A, B, or "equal" if the groups match.

A ○

B ○

4. Which group has more dots? Write A, B, or "equal" if the groups match.

A ○ ○ ○

B ○ ○ ○ ○

5. Write a problem like question 1 with new numbers or objects. Solve it and show your work.

You can point, speak, draw, or write. Adults can note any help they give.



WORKSHEET OUTPOST | Kindergarten Math — Supported

Extra practice: find the smaller group

OW-K-051 E1 | Five questions

Success criteria
I can tell which group has more, which has fewer, or if they are equal.

Name: _____ Date: _____

Listen as an adult reads each question. Use counters or draw a picture to solve it.

1. Which group has fewer dots? Write A, B, or "equal" if the groups match.

A ○ ○

B ○ ○ ○

2. Which group has fewer dots? Write A, B, or "equal" if the groups match.

A ○ ○ ○ ○

B ○ ○

3. Which group has fewer dots? Write A, B, or "equal" if the groups match.

A ○

B ○

4. Which group has fewer dots? Write A, B, or "equal" if the groups match.

A ○ ○ ○

B ○ ○ ○ ○

5. Write a problem like question 1 with new numbers or objects. Solve it and show your work.

You can point, speak, draw, or write. Adults can note any help they give.



WORKSHEET OUTPOST | Kindergarten Math — Supported

Extra practice: find the smaller group

OW-K-051 E2 | Five questions

Success criteria
I can tell which group has more, which has fewer, or if they are equal.

Name: _____ Date: _____

Work with a partner. Build a model, then say or write your answer.

1. Which group has fewer dots? Write A, B, or "equal" if the groups match.

A ○ ○

B ○ ○ ○

2. Which group has fewer dots? Write A, B, or "equal" if the groups match.

A ○ ○ ○ ○

B ○ ○

3. Which group has fewer dots? Write A, B, or "equal" if the groups match.

A ○

B ○

4. Which group has fewer dots? Write A, B, or "equal" if the groups match.

A ○ ○ ○

B ○ ○ ○ ○

5. Write a problem like question 1 with new numbers or objects. Solve it and show your work.

You can point, speak, draw, or write. Adults can note any help they give.



WORKSHEET OUTPOST | Kindergarten Math — Supported

Extra practice: find the smaller group

OW-K-051 E3 | Five questions

Success criteria
I can tell which group has more, which has fewer, or if they are equal.

Name: _____ Date: _____

Work with a helper. Use objects, a number line, or a drawing to solve each problem.

1. Which group has fewer dots? Write A, B, or "equal" if the groups match.

A ○ ○

B ○ ○ ○

2. Which group has fewer dots? Write A, B, or "equal" if the groups match.

A ○ ○ ○ ○

B ○ ○

3. Which group has fewer dots? Write A, B, or "equal" if the groups match.

A ○

B ○

4. Which group has fewer dots? Write A, B, or "equal" if the groups match.

A ○ ○ ○

B ○ ○ ○ ○

5. Write a problem like question 1 with new numbers or objects. Solve it and show your work.

You can point, speak, draw, or write. Adults can note any help they give.



WORKSHEET OUTPOST | Kindergarten Math — Supported

Extra practice: find the smaller group

OW-K-051 E4 | Five questions

Success criteria

I can tell which group has more, which has fewer, or if they are equal.

Name: _____ Date: _____

Ask an adult to show you how to start. Then finish the problem together.

1. Which group has fewer dots? Write A, B, or "equal" if the groups match.

A ○ ○

B ○ ○ ○

2. Which group has fewer dots? Write A, B, or "equal" if the groups match.

A ○ ○ ○ ○

B ○ ○

3. Which group has fewer dots? Write A, B, or "equal" if the groups match.

A ○

B ○

4. Which group has fewer dots? Write A, B, or "equal" if the groups match.

A ○ ○ ○

B ○ ○ ○ ○

5. Write a problem like question 1 with new numbers or objects. Solve it and show your work.

You can point, speak, draw, or write. Adults can note any help they give.



WORKSHEET OUTPOST | Kindergarten Math — Supported

Extra practice: find the smaller group

OW-K-051 E5 | Five questions

Success criteria
I can tell which group has more, which has fewer, or if they are equal.

Name: _____ Date: _____

Try each problem. Tell an adult how you solved it. The adult can write down your answers.

1. Which group has fewer dots? Write A, B, or "equal" if the groups match.

A ○ ○

B ○ ○ ○

2. Which group has fewer dots? Write A, B, or "equal" if the groups match.

A ○ ○ ○ ○

B ○ ○

3. Which group has fewer dots? Write A, B, or "equal" if the groups match.

A ○

B ○

4. Which group has fewer dots? Write A, B, or "equal" if the groups match.

A ○ ○ ○

B ○ ○ ○ ○

5. Write a problem like question 1 with new numbers or objects. Solve it and show your work.

You can point, speak, draw, or write. Adults can note any help they give.



WORKSHEET OUTPOST | Kindergarten Math — Supported

Extra practice: make and write 10

Success criteria
I can write the number that shows how many objects I counted.

OW-K-052 E1 | Five questions

Name: _____ Date: _____

Listen as an adult reads each question. Use counters or draw a picture to solve it.

1. Write 10. Draw 10 dots in the frame.



2. Write 10. Draw 10 dots in the frame.



3. Write 10. Draw 10 dots in the frame.



4. Write 10. Draw 10 dots in the frame.



5. Write a problem like question 1 with new numbers or objects. Solve it and show your work.

You can point, speak, draw, or write. Adults can note any help they give.



WORKSHEET OUTPOST | Kindergarten Math — Supported

Extra practice: make and write 10

Success criteria
I can write the number that shows how many objects I counted.

OW-K-052 E2 | Five questions

Name: _____ Date: _____

Work with a partner. Build a model, then say or write your answer.

1. Write 10. Draw 10 dots in the frame.



2. Write 10. Draw 10 dots in the frame.



3. Write 10. Draw 10 dots in the frame.



4. Write 10. Draw 10 dots in the frame.



5. Write a problem like question 1 with new numbers or objects. Solve it and show your work.

You can point, speak, draw, or write. Adults can note any help they give.



WORKSHEET OUTPOST | Kindergarten Math — Supported

Extra practice: make and write 10

Success criteria
I can write the number that shows how many objects I counted.

OW-K-052 E3 | Five questions

Name: _____ Date: _____

Work with a helper. Use objects, a number line, or a drawing to solve each problem.

1. Write 10. Draw 10 dots in the frame.



2. Write 10. Draw 10 dots in the frame.



3. Write 10. Draw 10 dots in the frame.



4. Write 10. Draw 10 dots in the frame.



5. Write a problem like question 1 with new numbers or objects. Solve it and show your work.

You can point, speak, draw, or write. Adults can note any help they give.



WORKSHEET OUTPOST | Kindergarten Math — Supported

Extra practice: make and write 10

OW-K-052 E4 | Five questions

Success criteria
I can write the number that shows how many objects I counted.

Name: _____ Date: _____

Ask an adult to show you how to start. Then finish the problem together.

1. Write 10. Draw 10 dots in the frame.



2. Write 10. Draw 10 dots in the frame.



3. Write 10. Draw 10 dots in the frame.



4. Write 10. Draw 10 dots in the frame.



5. Write a problem like question 1 with new numbers or objects. Solve it and show your work.

You can point, speak, draw, or write. Adults can note any help they give.



WORKSHEET OUTPOST | Kindergarten Math — Supported

Extra practice: make and write 10

Success criteria
I can write the number that shows how many objects I counted.

OW-K-052 E5 | Five questions

Name: _____ Date: _____

Try each problem. Tell an adult how you solved it. The adult can write down your answers.

1. Write 10. Draw 10 dots in the frame.



2. Write 10. Draw 10 dots in the frame.



3. Write 10. Draw 10 dots in the frame.



4. Write 10. Draw 10 dots in the frame.



5. Write a problem like question 1 with new numbers or objects. Solve it and show your work.

You can point, speak, draw, or write. Adults can note any help they give.



WORKSHEET OUTPOST | Kindergarten Math — Supported

Extra practice: make and write 4 and 5

OW-K-053 E1 | Five questions

Success criteria
I can write the number that shows how many objects I counted.

Name: _____ Date: _____

Listen as an adult reads each question. Use counters or draw a picture to solve it.

1. Write 4. Draw 4 circles.

2. Write 5. Draw 5 circles.

3. Write 4. Draw 4 circles.

4. Write 5. Draw 5 circles.

5. Write a problem like question 1 with new numbers or objects. Solve it and show your work.

You can point, speak, draw, or write. Adults can note any help they give.



WORKSHEET OUTPOST | Kindergarten Math — Supported

Extra practice: make and write 4 and 5

OW-K-053 E2 | Five questions

Name: _____ Date: _____

Success criteria
I can write the number that shows how many objects I counted.

Work with a partner. Build a model, then say or write your answer.

1. Write 4. Draw 4 circles.

2. Write 5. Draw 5 circles.

3. Write 4. Draw 4 circles.

4. Write 5. Draw 5 circles.

5. Write a problem like question 1 with new numbers or objects. Solve it and show your work.

You can point, speak, draw, or write. Adults can note any help they give.



WORKSHEET OUTPOST | Kindergarten Math — Supported

Extra practice: make and write 4 and 5

OW-K-053 E3 | Five questions

Success criteria
I can write the number that shows how many objects I counted.

Name: _____ Date: _____

Work with a helper. Use objects, a number line, or a drawing to solve each problem.

1. Write 4. Draw 4 circles.

2. Write 5. Draw 5 circles.

3. Write 4. Draw 4 circles.

4. Write 5. Draw 5 circles.

5. Write a problem like question 1 with new numbers or objects. Solve it and show your work.

You can point, speak, draw, or write. Adults can note any help they give.



WORKSHEET OUTPOST | Kindergarten Math — Supported

Extra practice: make and write 4 and 5

OW-K-053 E4 | Five questions

Success criteria
I can write the number that shows how many objects I counted.

Name: _____ Date: _____

Ask an adult to show you how to start. Then finish the problem together.

1. Write 4. Draw 4 circles.

2. Write 5. Draw 5 circles.

3. Write 4. Draw 4 circles.

4. Write 5. Draw 5 circles.

5. Write a problem like question 1 with new numbers or objects. Solve it and show your work.

You can point, speak, draw, or write. Adults can note any help they give.



WORKSHEET OUTPOST | Kindergarten Math — Supported

Extra practice: make and write 4 and 5

OW-K-053 E5 | Five questions

Success criteria
I can write the number that shows how many objects I counted.

Name: _____ Date: _____

Try each problem. Tell an adult how you solved it. The adult can write down your answers.

1. Write 4. Draw 4 circles.

2. Write 5. Draw 5 circles.

3. Write 4. Draw 4 circles.

4. Write 5. Draw 5 circles.

5. Write a problem like question 1 with new numbers or objects. Solve it and show your work.

You can point, speak, draw, or write. Adults can note any help they give.



WORKSHEET OUTPOST | Kindergarten Math — Supported

Extra practice: match and compare

Success criteria
I can tell which group has more, which has fewer, or if they are equal.

OW-K-054 E1 | Five questions

Name: _____ Date: _____

Listen as an adult reads each question. Use counters or draw a picture to solve it.

1. Match dots across the rows. Are the groups equal?

A ○ ○ ○ ○ ○ ○

B ○ ○ ○ ○ ○ ○

2. Match dots across the rows. Are the groups equal?

A ○ ○ ○ ○ ○ ○ ○ ○ ○ ○

B ○ ○ ○ ○ ○ ○ ○ ○

3. Match dots across the rows. Are the groups equal?

A

B

4. Match dots across the rows. Are the groups equal?

A ○ ○ ○ ○ ○ ○ ○ ○

B ○ ○ ○ ○ ○ ○ ○

5. Write a problem like question 1 with new numbers or objects. Solve it and show your work.

You can point, speak, draw, or write. Adults can note any help they give.



WORKSHEET OUTPOST | Kindergarten Math — Supported

Extra practice: match and compare

Success criteria
I can tell which group has more, which has fewer, or if they are equal.

OW-K-054 E2 | Five questions

Name: _____ Date: _____

Work with a partner. Build a model, then say or write your answer.

1. Match dots across the rows. Are the groups equal?

A ○ ○ ○ ○ ○ ○

B ○ ○ ○ ○ ○ ○

2. Match dots across the rows. Are the groups equal?

A ○ ○ ○ ○ ○ ○ ○ ○ ○ ○

B ○ ○ ○ ○ ○ ○ ○ ○

3. Match dots across the rows. Are the groups equal?

A

B

4. Match dots across the rows. Are the groups equal?

A ○ ○ ○ ○ ○ ○ ○ ○

B ○ ○ ○ ○ ○ ○ ○

5. Write a problem like question 1 with new numbers or objects. Solve it and show your work.

You can point, speak, draw, or write. Adults can note any help they give.



WORKSHEET OUTPOST | Kindergarten Math — Supported

Extra practice: match and compare

Success criteria
I can tell which group has more, which has fewer, or if they are equal.

OW-K-054 E3 | Five questions

Name: _____ Date: _____

Work with a helper. Use objects, a number line, or a drawing to solve each problem.

1. Match dots across the rows. Are the groups equal?

A ○ ○ ○ ○ ○ ○

B ○ ○ ○ ○ ○ ○

2. Match dots across the rows. Are the groups equal?

A ○ ○ ○ ○ ○ ○ ○ ○ ○ ○

B ○ ○ ○ ○ ○ ○ ○ ○

3. Match dots across the rows. Are the groups equal?

A

B

4. Match dots across the rows. Are the groups equal?

A ○ ○ ○ ○ ○ ○ ○ ○

B ○ ○ ○ ○ ○ ○ ○

5. Write a problem like question 1 with new numbers or objects. Solve it and show your work.

You can point, speak, draw, or write. Adults can note any help they give.



WORKSHEET OUTPOST | Kindergarten Math — Supported

Extra practice: match and compare

Success criteria
I can tell which group has more, which has fewer, or if they are equal.

OW-K-054 E4 | Five questions

Name: _____ Date: _____

Ask an adult to show you how to start. Then finish the problem together.

1. Match dots across the rows. Are the groups equal?

A ○ ○ ○ ○ ○ ○

B ○ ○ ○ ○ ○ ○

2. Match dots across the rows. Are the groups equal?

A ○ ○ ○ ○ ○ ○ ○ ○ ○

B ○ ○ ○ ○ ○ ○ ○ ○

3. Match dots across the rows. Are the groups equal?

A

B

4. Match dots across the rows. Are the groups equal?

A ○ ○ ○ ○ ○ ○ ○ ○

B ○ ○ ○ ○ ○ ○ ○

5. Write a problem like question 1 with new numbers or objects. Solve it and show your work.

You can point, speak, draw, or write. Adults can note any help they give.



WORKSHEET OUTPOST | Kindergarten Math — Supported

Extra practice: match and compare

Success criteria
I can tell which group has more, which has fewer, or if they are equal.

OW-K-054 E5 | Five questions

Name: _____ Date: _____

Try each problem. Tell an adult how you solved it. The adult can write down your answers.

1. Match dots across the rows. Are the groups equal?

A ○ ○ ○ ○ ○ ○

B ○ ○ ○ ○ ○ ○

2. Match dots across the rows. Are the groups equal?

A ○ ○ ○ ○ ○ ○ ○ ○ ○ ○

B ○ ○ ○ ○ ○ ○ ○ ○ ○

3. Match dots across the rows. Are the groups equal?

A

B

4. Match dots across the rows. Are the groups equal?

A ○ ○ ○ ○ ○ ○ ○ ○ ○

B ○ ○ ○ ○ ○ ○ ○

5. Write a problem like question 1 with new numbers or objects. Solve it and show your work.

You can point, speak, draw, or write. Adults can note any help they give.



WORKSHEET OUTPOST | Kindergarten Math — Supported

Extra practice: match equal groups

OW-K-055 E1 | Five questions

Success criteria
I can tell which group has more, which has fewer, or if they are equal.

Name: _____ Date: _____

Listen as an adult reads each question. Use counters or draw a picture to solve it.

1. Match dots across the rows. Are the groups equal?

A ○ ○

B ○ ○

2. Match dots across the rows. Are the groups equal?

A ○ ○ ○ ○

B ○ ○ ○

3. Match dots across the rows. Are the groups equal?

A ○

B ○

4. Match dots across the rows. Are the groups equal?

A ○ ○ ○

B ○ ○

5. Write a problem like question 1 with new numbers or objects. Solve it and show your work.

You can point, speak, draw, or write. Adults can note any help they give.



WORKSHEET OUTPOST | Kindergarten Math — Supported

Extra practice: match equal groups

Success criteria
I can tell which group has more, which has fewer, or if they are equal.

OW-K-055 E2 | Five questions

Name: _____ Date: _____

Work with a partner. Build a model, then say or write your answer.

1. Match dots across the rows. Are the groups equal?

A ○ ○

B ○ ○

2. Match dots across the rows. Are the groups equal?

A ○ ○ ○ ○

B ○ ○ ○

3. Match dots across the rows. Are the groups equal?

A ○

B ○

4. Match dots across the rows. Are the groups equal?

A ○ ○ ○

B ○ ○

5. Write a problem like question 1 with new numbers or objects. Solve it and show your work.

You can point, speak, draw, or write. Adults can note any help they give.



WORKSHEET OUTPOST | Kindergarten Math — Supported

Extra practice: match equal groups

OW-K-055 E3 | Five questions

Success criteria
I can tell which group has more, which has fewer, or if they are equal.

Name: _____ Date: _____

Work with a helper. Use objects, a number line, or a drawing to solve each problem.

1. Match dots across the rows. Are the groups equal?

A ○ ○

B ○ ○

2. Match dots across the rows. Are the groups equal?

A ○ ○ ○ ○

B ○ ○ ○

3. Match dots across the rows. Are the groups equal?

A ○

B ○

4. Match dots across the rows. Are the groups equal?

A ○ ○ ○

B ○ ○

5. Write a problem like question 1 with new numbers or objects. Solve it and show your work.

You can point, speak, draw, or write. Adults can note any help they give.



WORKSHEET OUTPOST | Kindergarten Math — Supported

Extra practice: match equal groups

OW-K-055 E4 | Five questions

Success criteria
I can tell which group has more, which has fewer, or if they are equal.

Name: _____ Date: _____

Ask an adult to show you how to start. Then finish the problem together.

1. Match dots across the rows. Are the groups equal?

A ○ ○

B ○ ○

2. Match dots across the rows. Are the groups equal?

A ○ ○ ○ ○

B ○ ○ ○

3. Match dots across the rows. Are the groups equal?

A ○

B ○

4. Match dots across the rows. Are the groups equal?

A ○ ○ ○

B ○ ○

5. Write a problem like question 1 with new numbers or objects. Solve it and show your work.

You can point, speak, draw, or write. Adults can note any help they give.



WORKSHEET OUTPOST | Kindergarten Math — Supported

Extra practice: match equal groups

OW-K-055 E5 | Five questions

Success criteria
I can tell which group has more, which has fewer, or if they are equal.

Name: _____ Date: _____

Try each problem. Tell an adult how you solved it. The adult can write down your answers.

1. Match dots across the rows. Are the groups equal?

A ○ ○

B ○ ○

2. Match dots across the rows. Are the groups equal?

A ○ ○ ○ ○

B ○ ○ ○

3. Match dots across the rows. Are the groups equal?

A ○

B ○

4. Match dots across the rows. Are the groups equal?

A ○ ○ ○

B ○ ○

5. Write a problem like question 1 with new numbers or objects. Solve it and show your work.

You can point, speak, draw, or write. Adults can note any help they give.



WORKSHEET OUTPOST | Kindergarten Math — Supported

Extra practice: model and explain

OW-K-056 E1 | Five questions

Success criteria

I can tell which group has more, which has fewer, or if they are equal.

Name: _____ Date: _____

Listen as an adult reads each question. Use counters or draw a picture to solve it.

1. Draw 2 dots in A and 3 dots in B. Does A have more, does B have more, or are they equal? How do you know?

2. Draw 4 dots in A and 2 dots in B. Does A have more, does B have more, or are they equal? How do you know?

3. Draw 1 dot in A and 1 dot in B. Does A have more, does B have more, or are they equal? How do you know?

4. Draw 3 dots in A and 4 dots in B. Does A have more, does B have more, or are they equal? How do you know?

5. Write a problem like question 1 with new numbers or objects. Solve it and show your work.

You can point, speak, draw, or write. Adults can note any help they give.



WORKSHEET OUTPOST | Kindergarten Math — Supported

Extra practice: model and explain

OW-K-056 E2 | Five questions

Success criteria

I can tell which group has more, which has fewer, or if they are equal.

Name: _____ Date: _____

Work with a partner. Build a model, then say or write your answer.

1. Draw 2 dots in A and 3 dots in B. Does A have more, does B have more, or are they equal? How do you know?

2. Draw 4 dots in A and 2 dots in B. Does A have more, does B have more, or are they equal? How do you know?

3. Draw 1 dot in A and 1 dot in B. Does A have more, does B have more, or are they equal? How do you know?

4. Draw 3 dots in A and 4 dots in B. Does A have more, does B have more, or are they equal? How do you know?

5. Write a problem like question 1 with new numbers or objects. Solve it and show your work.

You can point, speak, draw, or write. Adults can note any help they give.



WORKSHEET OUTPOST | Kindergarten Math — Supported

Extra practice: model and explain

OW-K-056 E3 | Five questions

Success criteria

I can tell which group has more, which has fewer, or if they are equal.

Name: _____ Date: _____

Work with a helper. Use objects, a number line, or a drawing to solve each problem.

1. Draw 2 dots in A and 3 dots in B. Does A have more, does B have more, or are they equal? How do you know?

2. Draw 4 dots in A and 2 dots in B. Does A have more, does B have more, or are they equal? How do you know?

3. Draw 1 dot in A and 1 dot in B. Does A have more, does B have more, or are they equal? How do you know?

4. Draw 3 dots in A and 4 dots in B. Does A have more, does B have more, or are they equal? How do you know?

5. Write a problem like question 1 with new numbers or objects. Solve it and show your work.

You can point, speak, draw, or write. Adults can note any help they give.



WORKSHEET OUTPOST | Kindergarten Math — Supported

Extra practice: model and explain

OW-K-056 E4 | Five questions

Success criteria

I can tell which group has more, which has fewer, or if they are equal.

Name: _____ Date: _____

Ask an adult to show you how to start. Then finish the problem together.

1. Draw 2 dots in A and 3 dots in B. Does A have more, does B have more, or are they equal? How do you know?

2. Draw 4 dots in A and 2 dots in B. Does A have more, does B have more, or are they equal? How do you know?

3. Draw 1 dot in A and 1 dot in B. Does A have more, does B have more, or are they equal? How do you know?

4. Draw 3 dots in A and 4 dots in B. Does A have more, does B have more, or are they equal? How do you know?

5. Write a problem like question 1 with new numbers or objects. Solve it and show your work.

You can point, speak, draw, or write. Adults can note any help they give.



WORKSHEET OUTPOST | Kindergarten Math — Supported

Extra practice: model and explain

OW-K-056 E5 | Five questions

Success criteria

I can tell which group has more, which has fewer, or if they are equal.

Name: _____ Date: _____

Try each problem. Tell an adult how you solved it. The adult can write down your answers.

1. Draw 2 dots in A and 3 dots in B. Does A have more, does B have more, or are they equal? How do you know?

2. Draw 4 dots in A and 2 dots in B. Does A have more, does B have more, or are they equal? How do you know?

3. Draw 1 dot in A and 1 dot in B. Does A have more, does B have more, or are they equal? How do you know?

4. Draw 3 dots in A and 4 dots in B. Does A have more, does B have more, or are they equal? How do you know?

5. Write a problem like question 1 with new numbers or objects. Solve it and show your work.

You can point, speak, draw, or write. Adults can note any help they give.



WORKSHEET OUTPOST | Kindergarten Math — Supported

Extra practice: more, fewer, or equal

OW-K-057 E1 | Five questions

Success criteria

I can compare two numbers and tell which is greater.

Name: _____ Date: _____

Listen as an adult reads each question. Use counters or draw a picture to solve it.

1. One group has 6 dots. Another has 8. Does the first group have more dots, fewer dots, or the same number?

2. One group has 9 dots. Another has 7. Does the first group have more dots, fewer dots, or the same number?

3. One group has 0 dots. Another has 0. Does the first group have more dots, fewer dots, or the same number?

4. One group has 8 dots. Another has 10. Does the first group have more dots, fewer dots, or the same number?

5. Write a problem like question 1 with new numbers or objects. Solve it and show your work.

You can point, speak, draw, or write. Adults can note any help they give.



WORKSHEET OUTPOST | Kindergarten Math — Supported

Extra practice: more, fewer, or equal

OW-K-057 E2 | Five questions

Success criteria
I can compare two numbers and tell which is greater.

Name: _____ Date: _____

Work with a partner. Build a model, then say or write your answer.

1. One group has 6 dots. Another has 8. Does the first group have more dots, fewer dots, or the same number?

2. One group has 9 dots. Another has 7. Does the first group have more dots, fewer dots, or the same number?

3. One group has 0 dots. Another has 0. Does the first group have more dots, fewer dots, or the same number?

4. One group has 8 dots. Another has 10. Does the first group have more dots, fewer dots, or the same number?

5. Write a problem like question 1 with new numbers or objects. Solve it and show your work.

You can point, speak, draw, or write. Adults can note any help they give.



WORKSHEET OUTPOST | Kindergarten Math — Supported

Extra practice: more, fewer, or equal

OW-K-057 E3 | Five questions

Success criteria

I can compare two numbers and tell which is greater.

Name: _____ Date: _____

Work with a helper. Use objects, a number line, or a drawing to solve each problem.

1. One group has 6 dots. Another has 8. Does the first group have more dots, fewer dots, or the same number?

2. One group has 9 dots. Another has 7. Does the first group have more dots, fewer dots, or the same number?

3. One group has 0 dots. Another has 0. Does the first group have more dots, fewer dots, or the same number?

4. One group has 8 dots. Another has 10. Does the first group have more dots, fewer dots, or the same number?

5. Write a problem like question 1 with new numbers or objects. Solve it and show your work.

You can point, speak, draw, or write. Adults can note any help they give.



WORKSHEET OUTPOST | Kindergarten Math — Supported

Extra practice: more, fewer, or equal

OW-K-057 E4 | Five questions

Success criteria

I can compare two numbers and tell which is greater.

Name: _____ Date: _____

Ask an adult to show you how to start. Then finish the problem together.

1. One group has 6 dots. Another has 8. Does the first group have more dots, fewer dots, or the same number?

2. One group has 9 dots. Another has 7. Does the first group have more dots, fewer dots, or the same number?

3. One group has 0 dots. Another has 0. Does the first group have more dots, fewer dots, or the same number?

4. One group has 8 dots. Another has 10. Does the first group have more dots, fewer dots, or the same number?

5. Write a problem like question 1 with new numbers or objects. Solve it and show your work.

You can point, speak, draw, or write. Adults can note any help they give.



WORKSHEET OUTPOST | Kindergarten Math — Supported

Extra practice: more, fewer, or equal

OW-K-057 E5 | Five questions

Success criteria

I can compare two numbers and tell which is greater.

Name: _____ Date: _____

Try each problem. Tell an adult how you solved it. The adult can write down your answers.

1. One group has 6 dots. Another has 8. Does the first group have more dots, fewer dots, or the same number?

2. One group has 9 dots. Another has 7. Does the first group have more dots, fewer dots, or the same number?

3. One group has 0 dots. Another has 0. Does the first group have more dots, fewer dots, or the same number?

4. One group has 8 dots. Another has 10. Does the first group have more dots, fewer dots, or the same number?

5. Write a problem like question 1 with new numbers or objects. Solve it and show your work.

You can point, speak, draw, or write. Adults can note any help they give.



WORKSHEET OUTPOST | Kindergarten Math — Supported

Extra practice: show what you know

OW-K-058 E1 | Five questions

Success criteria
I can count each object once and tell how many there are.

Name: _____ Date: _____

Listen as an adult reads each question. Use counters or draw a picture to solve it.

1. Draw a group of 2. Draw a group of 5.

2. Write the missing number: 0, 1, __, 3, 4, 5

3. The plate is empty. How many crackers are on it?

4. Lee counts 4 dots. Is Lee right? Tell why.



5. Write a problem like question 1 with new numbers or objects. Solve it and show your work.

You can point, speak, draw, or write. Adults can note any help they give.



WORKSHEET OUTPOST | Kindergarten Math — Supported

Extra practice: show what you know

Success criteria
I can count each object once and tell how many there are.

OW-K-058 E2 | Five questions

Name: _____ Date: _____

Work with a partner. Build a model, then say or write your answer.

1. Draw a group of 2. Draw a group of 5.

2. Write the missing number: 0, 1, __, 3, 4, 5

3. The plate is empty. How many crackers are on it?

4. Lee counts 4 dots. Is Lee right? Tell why.



5. Write a problem like question 1 with new numbers or objects. Solve it and show your work.

You can point, speak, draw, or write. Adults can note any help they give.



WORKSHEET OUTPOST | Kindergarten Math — Supported

Extra practice: show what you know

OW-K-058 E3 | Five questions

Success criteria
I can count each object once and tell how many there are.

Name: _____ Date: _____

Work with a helper. Use objects, a number line, or a drawing to solve each problem.

1. Draw a group of 2. Draw a group of 5.

2. Write the missing number: 0, 1, __, 3, 4, 5

3. The plate is empty. How many crackers are on it?

4. Lee counts 4 dots. Is Lee right? Tell why.



5. Write a problem like question 1 with new numbers or objects. Solve it and show your work.

You can point, speak, draw, or write. Adults can note any help they give.



WORKSHEET OUTPOST | Kindergarten Math — Supported

Extra practice: show what you know

OW-K-058 E4 | Five questions

Success criteria
I can count each object once and tell how many there are.

Name: _____ Date: _____

Ask an adult to show you how to start. Then finish the problem together.

1. Draw a group of 2. Draw a group of 5.

2. Write the missing number: 0, 1, __, 3, 4, 5

3. The plate is empty. How many crackers are on it?

4. Lee counts 4 dots. Is Lee right? Tell why.



5. Write a problem like question 1 with new numbers or objects. Solve it and show your work.

You can point, speak, draw, or write. Adults can note any help they give.



WORKSHEET OUTPOST | Kindergarten Math — Supported

Extra practice: show what you know

OW-K-058 E5 | Five questions

Success criteria
I can count each object once and tell how many there are.

Name: _____ Date: _____

Try each problem. Tell an adult how you solved it. The adult can write down your answers.

1. Draw a group of 2. Draw a group of 5.

2. Write the missing number: 0, 1, __, 3, 4, 5

3. The plate is empty. How many crackers are on it?

4. Lee counts 4 dots. Is Lee right? Tell why.



5. Write a problem like question 1 with new numbers or objects. Solve it and show your work.

You can point, speak, draw, or write. Adults can note any help they give.



WORKSHEET OUTPOST | Kindergarten Math — Supported

Extra practice: use a ten-frame

Success criteria
I can count each object once and tell how many there are.

OW-K-059 E1 | Five questions

Name: _____ Date: _____

Listen as an adult reads each question. Use counters or draw a picture to solve it.

1. How many dots do you see? How many spaces are empty?

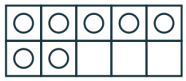

2. How many dots do you see? How many spaces are empty?

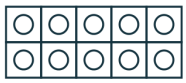

3. How many dots do you see? How many spaces are empty?



4. How many dots do you see? How many spaces are empty?



5. Write a problem like question 1 with new numbers or objects. Solve it and show your work.

You can point, speak, draw, or write. Adults can note any help they give.



WORKSHEET OUTPOST | Kindergarten Math — Supported

Extra practice: use a ten-frame

Success criteria
I can count each object once and tell how many there are.

OW-K-059 E2 | Five questions

Name: _____ Date: _____

Work with a partner. Build a model, then say or write your answer.

1. How many dots do you see? How many spaces are empty?

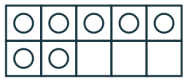

2. How many dots do you see? How many spaces are empty?

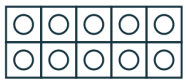

3. How many dots do you see? How many spaces are empty?



4. How many dots do you see? How many spaces are empty?



5. Write a problem like question 1 with new numbers or objects. Solve it and show your work.

You can point, speak, draw, or write. Adults can note any help they give.



WORKSHEET OUTPOST | Kindergarten Math — Supported

Extra practice: use a ten-frame

Success criteria
I can count each object once and tell how many there are.

OW-K-059 E3 | Five questions

Name: _____ Date: _____

Work with a helper. Use objects, a number line, or a drawing to solve each problem.

1. How many dots do you see? How many spaces are empty?

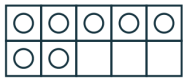

2. How many dots do you see? How many spaces are empty?

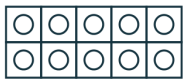

3. How many dots do you see? How many spaces are empty?



4. How many dots do you see? How many spaces are empty?



5. Write a problem like question 1 with new numbers or objects. Solve it and show your work.

You can point, speak, draw, or write. Adults can note any help they give.



WORKSHEET OUTPOST | Kindergarten Math — Supported

Extra practice: use a ten-frame

Success criteria
I can count each object once and tell how many there are.

OW-K-059 E4 | Five questions

Name: _____ Date: _____

Ask an adult to show you how to start. Then finish the problem together.

1. How many dots do you see? How many spaces are empty?

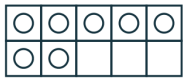

2. How many dots do you see? How many spaces are empty?

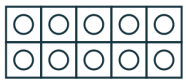

3. How many dots do you see? How many spaces are empty?



4. How many dots do you see? How many spaces are empty?



5. Write a problem like question 1 with new numbers or objects. Solve it and show your work.

You can point, speak, draw, or write. Adults can note any help they give.



WORKSHEET OUTPOST | Kindergarten Math — Supported

Extra practice: use a ten-frame

Success criteria
I can count each object once and tell how many there are.

OW-K-059 E5 | Five questions

Name: _____ Date: _____

Try each problem. Tell an adult how you solved it. The adult can write down your answers.

1. How many dots do you see? How many spaces are empty?

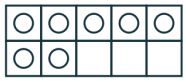

2. How many dots do you see? How many spaces are empty?

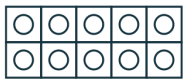

3. How many dots do you see? How many spaces are empty?



4. How many dots do you see? How many spaces are empty?



5. Write a problem like question 1 with new numbers or objects. Solve it and show your work.

You can point, speak, draw, or write. Adults can note any help they give.



WORKSHEET OUTPOST | Kindergarten Math — Supported

Extra practice: zero and numbers to 5

OW-K-060 E1 | Five questions

Success criteria
I can count each object once and tell how many there are.

Name: _____ Date: _____

Listen as an adult reads each question. Use counters or draw a picture to solve it.

1. How many dots are inside the box? Write the number.

2. How many dots are inside the box? Write the number.

○ ○ ○

3. How many dots are inside the box? Write the number.

4. How many dots are inside the box? Write the number.

○ ○ ○ ○ ○

5. Write a problem like question 1 with new numbers or objects. Solve it and show your work.

You can point, speak, draw, or write. Adults can note any help they give.



WORKSHEET OUTPOST | Kindergarten Math — Supported

Extra practice: zero and numbers to 5

OW-K-060 E2 | Five questions

Name: _____ Date: _____

Success criteria
I can count each object once and tell how many there are.

Work with a partner. Build a model, then say or write your answer.

1. How many dots are inside the box? Write the number.

2. How many dots are inside the box? Write the number.

3. How many dots are inside the box? Write the number.

4. How many dots are inside the box? Write the number.

5. Write a problem like question 1 with new numbers or objects. Solve it and show your work.

You can point, speak, draw, or write. Adults can note any help they give.



WORKSHEET OUTPOST | Kindergarten Math — Supported

Extra practice: zero and numbers to 5

OW-K-060 E3 | Five questions

Success criteria
I can count each object once and tell how many there are.

Name: _____ Date: _____

Work with a helper. Use objects, a number line, or a drawing to solve each problem.

1. How many dots are inside the box? Write the number.

2. How many dots are inside the box? Write the number.

○ ○ ○

3. How many dots are inside the box? Write the number.

4. How many dots are inside the box? Write the number.

○ ○ ○ ○ ○

5. Write a problem like question 1 with new numbers or objects. Solve it and show your work.

You can point, speak, draw, or write. Adults can note any help they give.



WORKSHEET OUTPOST | Kindergarten Math — Supported

Extra practice: zero and numbers to 5

OW-K-060 E4 | Five questions

Success criteria
I can count each object once and tell how many there are.

Name: _____ Date: _____

Ask an adult to show you how to start. Then finish the problem together.

1. How many dots are inside the box? Write the number.

2. How many dots are inside the box? Write the number.

○ ○ ○

3. How many dots are inside the box? Write the number.

4. How many dots are inside the box? Write the number.

○ ○ ○ ○ ○

5. Write a problem like question 1 with new numbers or objects. Solve it and show your work.

You can point, speak, draw, or write. Adults can note any help they give.



WORKSHEET OUTPOST | Kindergarten Math — Supported

Extra practice: zero and numbers to 5

OW-K-060 E5 | Five questions

Success criteria
I can count each object once and tell how many there are.

Name: _____ Date: _____

Try each problem. Tell an adult how you solved it. The adult can write down your answers.

1. How many dots are inside the box? Write the number.

2. How many dots are inside the box? Write the number.

○ ○ ○

3. How many dots are inside the box? Write the number.

4. How many dots are inside the box? Write the number.

○ ○ ○ ○ ○

5. Write a problem like question 1 with new numbers or objects. Solve it and show your work.

You can point, speak, draw, or write. Adults can note any help they give.



WORKSHEET OUTPOST | Kindergarten Math — Supported

Find a pattern in small sets

Success criteria
I can count each object once and tell how many there are.

OW-K-061 E1 | Five questions

Name: _____ Date: _____

Listen as an adult reads each question. Use counters or draw a picture to solve it.

1. How many dots do you see? How many spaces are empty?

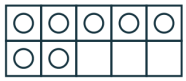

2. How many dots do you see? How many spaces are empty?

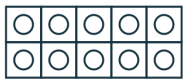

3. How many dots do you see? How many spaces are empty?



4. How many dots do you see? How many spaces are empty?



5. Write a problem like question 1 with new numbers or objects. Solve it and show your work.

You can point, speak, draw, or write. Adults can note any help they give.



WORKSHEET OUTPOST | Kindergarten Math — Supported

Find a pattern in small sets

Success criteria
I can count each object once and tell how many there are.

OW-K-061 E2 | Five questions

Name: _____ Date: _____

Work with a partner. Build a model, then say or write your answer.

1. How many dots do you see? How many spaces are empty?

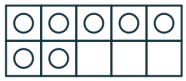

2. How many dots do you see? How many spaces are empty?

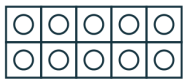

3. How many dots do you see? How many spaces are empty?



4. How many dots do you see? How many spaces are empty?



5. Write a problem like question 1 with new numbers or objects. Solve it and show your work.

You can point, speak, draw, or write. Adults can note any help they give.



WORKSHEET OUTPOST | Kindergarten Math — Supported

Find a pattern in small sets

Success criteria
I can count each object once and tell how many there are.

OW-K-061 E3 | Five questions

Name: _____ Date: _____

Work with a helper. Use objects, a number line, or a drawing to solve each problem.

1. How many dots do you see? How many spaces are empty?

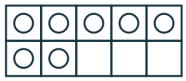

2. How many dots do you see? How many spaces are empty?

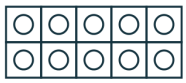

3. How many dots do you see? How many spaces are empty?



4. How many dots do you see? How many spaces are empty?



5. Write a problem like question 1 with new numbers or objects. Solve it and show your work.

You can point, speak, draw, or write. Adults can note any help they give.



WORKSHEET OUTPOST | Kindergarten Math — Supported

Find a pattern in small sets

Success criteria
I can count each object once and tell how many there are.

OW-K-061 E4 | Five questions

Name: _____ Date: _____

Ask an adult to show you how to start. Then finish the problem together.

1. How many dots do you see? How many spaces are empty?

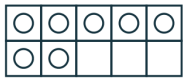

2. How many dots do you see? How many spaces are empty?

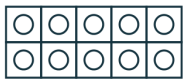

3. How many dots do you see? How many spaces are empty?



4. How many dots do you see? How many spaces are empty?



5. Write a problem like question 1 with new numbers or objects. Solve it and show your work.

You can point, speak, draw, or write. Adults can note any help they give.



WORKSHEET OUTPOST | Kindergarten Math — Supported

Find a pattern in small sets

Success criteria
I can count each object once and tell how many there are.

OW-K-061 E5 | Five questions

Name: _____ Date: _____

Try each problem. Tell an adult how you solved it. The adult can write down your answers.

1. How many dots do you see? How many spaces are empty?

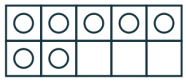

2. How many dots do you see? How many spaces are empty?

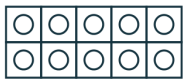

3. How many dots do you see? How many spaces are empty?



4. How many dots do you see? How many spaces are empty?



5. Write a problem like question 1 with new numbers or objects. Solve it and show your work.

You can point, speak, draw, or write. Adults can note any help they give.



WORKSHEET OUTPOST | Kindergarten Math — Supported

Four and five in different layouts

Success criteria
I can count each object once and tell how many there are.

OW-K-062 E1 | Five questions

Name: _____ Date: _____

Listen as an adult reads each question. Use counters or draw a picture to solve it.

1. Count the objects. Write how many you see.

○ ○ ○ ○

2. Count the objects. Write how many you see.

○ ○ ○ ○ ○

3. Count the objects. Write how many you see.

○ ○ ○ ○ ○

4. Count the objects. Write how many you see.

○ ○ ○ ○

5. Write a problem like question 1 with new numbers or objects. Solve it and show your work.

You can point, speak, draw, or write. Adults can note any help they give.



WORKSHEET OUTPOST | Kindergarten Math — Supported

Four and five in different layouts

Success criteria
I can count each object once and tell how many there are.

OW-K-062 E2 | Five questions

Name: _____ Date: _____

Work with a partner. Build a model, then say or write your answer.

1. Count the objects. Write how many you see.

○ ○ ○ ○

2. Count the objects. Write how many you see.

○ ○ ○ ○ ○

3. Count the objects. Write how many you see.

○ ○ ○ ○ ○

4. Count the objects. Write how many you see.

○ ○ ○ ○

5. Write a problem like question 1 with new numbers or objects. Solve it and show your work.

You can point, speak, draw, or write. Adults can note any help they give.



WORKSHEET OUTPOST | Kindergarten Math — Supported

Four and five in different layouts

Success criteria
I can count each object once and tell how many there are.

OW-K-062 E3 | Five questions

Name: _____ Date: _____

Work with a helper. Use objects, a number line, or a drawing to solve each problem.

1. Count the objects. Write how many you see.

○ ○ ○ ○

2. Count the objects. Write how many you see.

○ ○ ○ ○ ○

3. Count the objects. Write how many you see.

○ ○ ○ ○ ○

4. Count the objects. Write how many you see.

○ ○ ○ ○

5. Write a problem like question 1 with new numbers or objects. Solve it and show your work.

You can point, speak, draw, or write. Adults can note any help they give.



WORKSHEET OUTPOST | Kindergarten Math — Supported

Four and five in different layouts

Success criteria
I can count each object once and tell how many there are.

OW-K-062 E4 | Five questions

Name: _____ Date: _____

Ask an adult to show you how to start. Then finish the problem together.

1. Count the objects. Write how many you see.

○ ○ ○ ○

2. Count the objects. Write how many you see.

○ ○ ○ ○ ○

3. Count the objects. Write how many you see.

○ ○ ○ ○ ○

4. Count the objects. Write how many you see.

○ ○ ○ ○

5. Write a problem like question 1 with new numbers or objects. Solve it and show your work.

You can point, speak, draw, or write. Adults can note any help they give.



WORKSHEET OUTPOST | Kindergarten Math — Supported

Four and five in different layouts

Success criteria
I can count each object once and tell how many there are.

OW-K-062 E5 | Five questions

Name: _____ Date: _____

Try each problem. Tell an adult how you solved it. The adult can write down your answers.

1. Count the objects. Write how many you see.



2. Count the objects. Write how many you see.



3. Count the objects. Write how many you see.



4. Count the objects. Write how many you see.



5. Write a problem like question 1 with new numbers or objects. Solve it and show your work.

You can point, speak, draw, or write. Adults can note any help they give.



WORKSHEET OUTPOST | Kindergarten Math — Supported

Match a count to a collection

Success criteria
I can count each object once and tell how many there are.

OW-K-063 E1 | Five questions

Name: _____ Date: _____

Listen as an adult reads each question. Use counters or draw a picture to solve it.

1. Count the dots. Write how many you see.

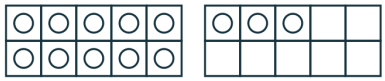

2. Count the dots. Write how many you see.

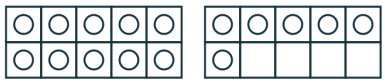

3. Count the dots. Write how many you see.

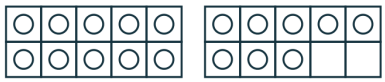

4. Count the dots. Write how many you see.

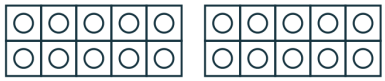

5. Write a problem like question 1 with new numbers or objects. Solve it and show your work.

You can point, speak, draw, or write. Adults can note any help they give.



WORKSHEET OUTPOST | Kindergarten Math — Supported

Match a count to a collection

OW-K-063 E2 | Five questions

Success criteria

I can count each object once and tell how many there are.

Name: _____ Date: _____

Work with a partner. Build a model, then say or write your answer.

1. Count the dots. Write how many you see.

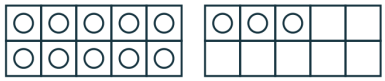

2. Count the dots. Write how many you see.

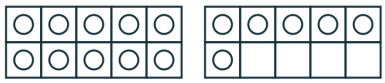

3. Count the dots. Write how many you see.

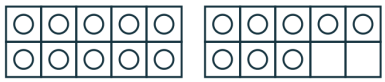

4. Count the dots. Write how many you see.

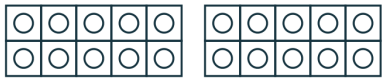

5. Write a problem like question 1 with new numbers or objects. Solve it and show your work.

You can point, speak, draw, or write. Adults can note any help they give.



WORKSHEET OUTPOST | Kindergarten Math — Supported

Match a count to a collection

OW-K-063 E3 | Five questions

Success criteria

I can count each object once and tell how many there are.

Name: _____ Date: _____

Work with a helper. Use objects, a number line, or a drawing to solve each problem.

1. Count the dots. Write how many you see.

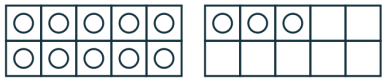

2. Count the dots. Write how many you see.

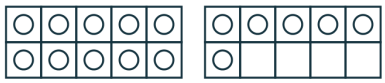

3. Count the dots. Write how many you see.

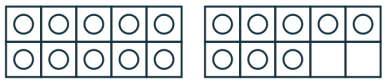

4. Count the dots. Write how many you see.

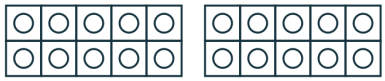

5. Write a problem like question 1 with new numbers or objects. Solve it and show your work.

You can point, speak, draw, or write. Adults can note any help they give.



WORKSHEET OUTPOST | Kindergarten Math — Supported

Match a count to a collection

OW-K-063 E4 | Five questions

Success criteria

I can count each object once and tell how many there are.

Name: _____ Date: _____

Ask an adult to show you how to start. Then finish the problem together.

1. Count the dots. Write how many you see.

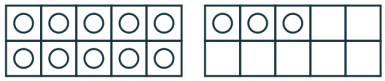

2. Count the dots. Write how many you see.

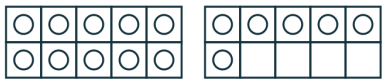

3. Count the dots. Write how many you see.

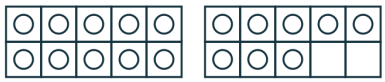

4. Count the dots. Write how many you see.

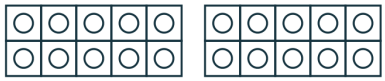

5. Write a problem like question 1 with new numbers or objects. Solve it and show your work.

You can point, speak, draw, or write. Adults can note any help they give.



WORKSHEET OUTPOST | Kindergarten Math — Supported

Match a count to a collection

OW-K-063 E5 | Five questions

Success criteria

I can count each object once and tell how many there are.

Name: _____ Date: _____

Try each problem. Tell an adult how you solved it. The adult can write down your answers.

1. Count the dots. Write how many you see.

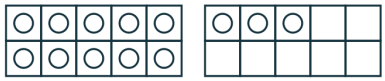

2. Count the dots. Write how many you see.

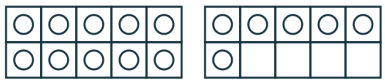

3. Count the dots. Write how many you see.

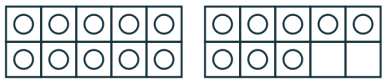

4. Count the dots. Write how many you see.

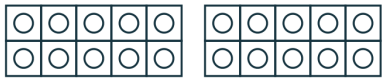

5. Write a problem like question 1 with new numbers or objects. Solve it and show your work.

You can point, speak, draw, or write. Adults can note any help they give.



WORKSHEET OUTPOST | Kindergarten Math — Supported

Matching small sets

OW-K-064 E1 | Five questions

Success criteria

I can match or count the objects to show which group has more, fewer, or the same number.

Name: _____ Date: _____

Listen as an adult reads each question. Use counters or draw a picture to solve it.

1. Match dots across the rows. Are the groups equal?

A ○ ○

B ○ ○

2. Match dots across the rows. Are the groups equal?

A ○ ○ ○ ○

B ○ ○ ○

3. Match dots across the rows. Are the groups equal?

A ○

B ○

4. Match dots across the rows. Are the groups equal?

A ○ ○ ○

B ○ ○

5. Write a problem like question 1 with new numbers or objects. Solve it and show your work.

You can point, speak, draw, or write. Adults can note any help they give.



WORKSHEET OUTPOST | Kindergarten Math — Supported

Matching small sets

OW-K-064 E2 | Five questions

Success criteria

I can match or count the objects to show which group has more, fewer, or the same number.

Name: _____ Date: _____

Work with a partner. Build a model, then say or write your answer.

1. Match dots across the rows. Are the groups equal?

A ○ ○

B ○ ○

2. Match dots across the rows. Are the groups equal?

A ○ ○ ○ ○

B ○ ○ ○

3. Match dots across the rows. Are the groups equal?

A ○

B ○

4. Match dots across the rows. Are the groups equal?

A ○ ○ ○

B ○ ○

5. Write a problem like question 1 with new numbers or objects. Solve it and show your work.

You can point, speak, draw, or write. Adults can note any help they give.



WORKSHEET OUTPOST | Kindergarten Math — Supported

Matching small sets

OW-K-064 E3 | Five questions

Success criteria

I can match or count the objects to show which group has more, fewer, or the same number.

Name: _____ Date: _____

Work with a helper. Use objects, a number line, or a drawing to solve each problem.

1. Match dots across the rows. Are the groups equal?

A ○ ○

B ○ ○

2. Match dots across the rows. Are the groups equal?

A ○ ○ ○ ○

B ○ ○ ○

3. Match dots across the rows. Are the groups equal?

A ○

B ○

4. Match dots across the rows. Are the groups equal?

A ○ ○ ○

B ○ ○

5. Write a problem like question 1 with new numbers or objects. Solve it and show your work.

You can point, speak, draw, or write. Adults can note any help they give.



WORKSHEET OUTPOST | Kindergarten Math — Supported

Matching small sets

OW-K-064 E4 | Five questions

Success criteria

I can match or count the objects to show which group has more, fewer, or the same number.

Name: _____ Date: _____

Ask an adult to show you how to start. Then finish the problem together.

1. Match dots across the rows. Are the groups equal?

A ○ ○

B ○ ○

2. Match dots across the rows. Are the groups equal?

A ○ ○ ○ ○

B ○ ○ ○

3. Match dots across the rows. Are the groups equal?

A ○

B ○

4. Match dots across the rows. Are the groups equal?

A ○ ○ ○

B ○ ○

5. Write a problem like question 1 with new numbers or objects. Solve it and show your work.

You can point, speak, draw, or write. Adults can note any help they give.



WORKSHEET OUTPOST | Kindergarten Math — Supported

Matching small sets

OW-K-064 E5 | Five questions

Success criteria

I can match or count the objects to show which group has more, fewer, or the same number.

Name: _____ Date: _____

Try each problem. Tell an adult how you solved it. The adult can write down your answers.

1. Match dots across the rows. Are the groups equal?

A ○ ○

B ○ ○

2. Match dots across the rows. Are the groups equal?

A ○ ○ ○ ○

B ○ ○ ○

3. Match dots across the rows. Are the groups equal?

A ○

B ○

4. Match dots across the rows. Are the groups equal?

A ○ ○ ○

B ○ ○

5. Write a problem like question 1 with new numbers or objects. Solve it and show your work.

You can point, speak, draw, or write. Adults can note any help they give.



WORKSHEET OUTPOST | Kindergarten Math — Supported

Number patterns through thirty

Success criteria
I can count in order and tell which number comes next.

OW-K-065 E1 | Five questions

Name: _____ Date: _____

Listen as an adult reads each question. Use counters or draw a picture to solve it.

1. Count by ones: 8, ____, ____, ____.

2. Count by ones: 17, ____, ____, ____.

3. Count by ones: 24, ____, ____, ____.

4. Count by ones: 27, ____, ____, ____.

5. Write a problem like question 1 with new numbers or objects. Solve it and show your work.

You can point, speak, draw, or write. Adults can note any help they give.



WORKSHEET OUTPOST | Kindergarten Math — Supported

Number patterns through thirty

Success criteria
I can count in order and tell which number comes next.

OW-K-065 E2 | Five questions

Name: _____ Date: _____

Work with a partner. Build a model, then say or write your answer.

1. Count by ones: 8, ____, ____, ____.

2. Count by ones: 17, ____, ____, ____.

3. Count by ones: 24, ____, ____, ____.

4. Count by ones: 27, ____, ____, ____.

5. Write a problem like question 1 with new numbers or objects. Solve it and show your work.

You can point, speak, draw, or write. Adults can note any help they give.



WORKSHEET OUTPOST | Kindergarten Math — Supported

Number patterns through thirty

Success criteria
I can count in order and tell which number comes next.

OW-K-065 E3 | Five questions

Name: _____ Date: _____

Work with a helper. Use objects, a number line, or a drawing to solve each problem.

1. Count by ones: 8, ____, ____, ____.

2. Count by ones: 17, ____, ____, ____.

3. Count by ones: 24, ____, ____, ____.

4. Count by ones: 27, ____, ____, ____.

5. Write a problem like question 1 with new numbers or objects. Solve it and show your work.

You can point, speak, draw, or write. Adults can note any help they give.



WORKSHEET OUTPOST | Kindergarten Math — Supported

Number patterns through thirty

Success criteria
I can count in order and tell which number comes next.

OW-K-065 E4 | Five questions

Name: _____ Date: _____

Ask an adult to show you how to start. Then finish the problem together.

1. Count by ones: 8, ____, ____, ____.

2. Count by ones: 17, ____, ____, ____.

3. Count by ones: 24, ____, ____, ____.

4. Count by ones: 27, ____, ____, ____.

5. Write a problem like question 1 with new numbers or objects. Solve it and show your work.

You can point, speak, draw, or write. Adults can note any help they give.



WORKSHEET OUTPOST | Kindergarten Math — Supported

Number patterns through thirty

Success criteria
I can count in order and tell which number comes next.

OW-K-065 E5 | Five questions

Name: _____ Date: _____

Try each problem. Tell an adult how you solved it. The adult can write down your answers.

1. Count by ones: 8, ____, ____, ____.

2. Count by ones: 17, ____, ____, ____.

3. Count by ones: 24, ____, ____, ____.

4. Count by ones: 27, ____, ____, ____.

5. Write a problem like question 1 with new numbers or objects. Solve it and show your work.

You can point, speak, draw, or write. Adults can note any help they give.



WORKSHEET OUTPOST | Kindergarten Math — Supported

Numeral practice: eight and nine

Success criteria
I can write the number and show a group that matches it.

OW-K-066 E1 | Five questions

Name: _____ Date: _____

Listen as an adult reads each question. Use counters or draw a picture to solve it.

1. Read 8. Write it and draw that many dots.

2. Read 9. Write it and draw that many dots.

3. Read 9. Write it and draw that many dots.

4. Read 8. Write it and draw that many dots.

5. Write a problem like question 1 with new numbers or objects. Solve it and show your work.

You can point, speak, draw, or write. Adults can note any help they give.



WORKSHEET OUTPOST | Kindergarten Math — Supported

Numeral practice: eight and nine

Success criteria
I can write the number and show a group that matches it.

OW-K-066 E2 | Five questions

Name: _____ Date: _____

Work with a partner. Build a model, then say or write your answer.

1. Read 8. Write it and draw that many dots.

2. Read 9. Write it and draw that many dots.

3. Read 9. Write it and draw that many dots.

4. Read 8. Write it and draw that many dots.

5. Write a problem like question 1 with new numbers or objects. Solve it and show your work.

You can point, speak, draw, or write. Adults can note any help they give.



WORKSHEET OUTPOST | Kindergarten Math — Supported

Numeral practice: eight and nine

Success criteria
I can write the number and show a group that matches it.

OW-K-066 E3 | Five questions

Name: _____ Date: _____

Work with a helper. Use objects, a number line, or a drawing to solve each problem.

1. Read 8. Write it and draw that many dots.

2. Read 9. Write it and draw that many dots.

3. Read 9. Write it and draw that many dots.

4. Read 8. Write it and draw that many dots.

5. Write a problem like question 1 with new numbers or objects. Solve it and show your work.

You can point, speak, draw, or write. Adults can note any help they give.



WORKSHEET OUTPOST | Kindergarten Math — Supported

Numeral practice: eight and nine

Success criteria
I can write the number and show a group that matches it.

OW-K-066 E4 | Five questions

Name: _____ Date: _____

Ask an adult to show you how to start. Then finish the problem together.

1. Read 8. Write it and draw that many dots.

2. Read 9. Write it and draw that many dots.

3. Read 9. Write it and draw that many dots.

4. Read 8. Write it and draw that many dots.

5. Write a problem like question 1 with new numbers or objects. Solve it and show your work.

You can point, speak, draw, or write. Adults can note any help they give.



WORKSHEET OUTPOST | Kindergarten Math — Supported

Numeral practice: eight and nine

Success criteria
I can write the number and show a group that matches it.

OW-K-066 E5 | Five questions

Name: _____ Date: _____

Try each problem. Tell an adult how you solved it. The adult can write down your answers.

1. Read 8. Write it and draw that many dots.

2. Read 9. Write it and draw that many dots.

3. Read 9. Write it and draw that many dots.

4. Read 8. Write it and draw that many dots.

5. Write a problem like question 1 with new numbers or objects. Solve it and show your work.

You can point, speak, draw, or write. Adults can note any help they give.



WORKSHEET OUTPOST | Kindergarten Math — Supported

Numeral practice: eighteen through twenty

OW-K-067 E1 | Five questions

Name: _____ Date: _____

Success criteria
I can write the number and show a group that matches it.

Listen as an adult reads each question. Use counters or draw a picture to solve it.

1. Count the dots. Write the number. A full ten-frame holds 10 dots.

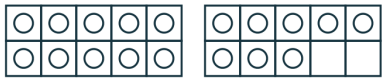

2. Count the dots. Write the number. A full ten-frame holds 10 dots.

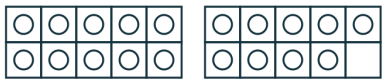

3. Count the dots. Write the number. A full ten-frame holds 10 dots.

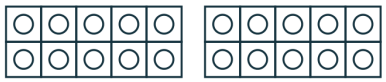

4. Count the dots. Write the number. A full ten-frame holds 10 dots.

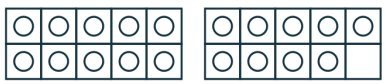

5. Write a problem like question 1 with new numbers or objects. Solve it and show your work.

You can point, speak, draw, or write. Adults can note any help they give.



WORKSHEET OUTPOST | Kindergarten Math — Supported

Numeral practice: eighteen through twenty

OW-K-067 E2 | Five questions

Name: _____ Date: _____

Success criteria

I can write the number and show a group that matches it.

Work with a partner. Build a model, then say or write your answer.

1. Count the dots. Write the number. A full ten-frame holds 10 dots.

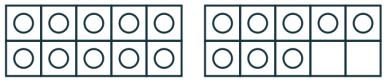

2. Count the dots. Write the number. A full ten-frame holds 10 dots.

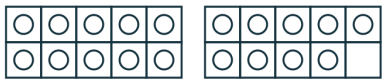

3. Count the dots. Write the number. A full ten-frame holds 10 dots.

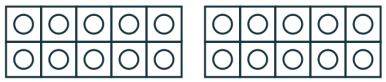

4. Count the dots. Write the number. A full ten-frame holds 10 dots.

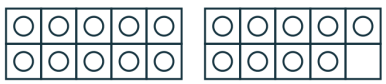

5. Write a problem like question 1 with new numbers or objects. Solve it and show your work.

You can point, speak, draw, or write. Adults can note any help they give.



WORKSHEET OUTPOST | Kindergarten Math — Supported

Numeral practice: eighteen through twenty

OW-K-067 E3 | Five questions

Name: _____ Date: _____

Success criteria

I can write the number and show a group that matches it.

Work with a helper. Use objects, a number line, or a drawing to solve each problem.

1. Count the dots. Write the number. A full ten-frame holds 10 dots.

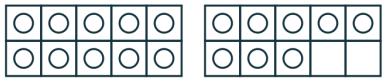

2. Count the dots. Write the number. A full ten-frame holds 10 dots.

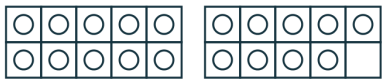

3. Count the dots. Write the number. A full ten-frame holds 10 dots.

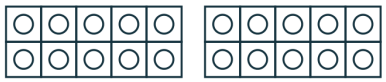

4. Count the dots. Write the number. A full ten-frame holds 10 dots.

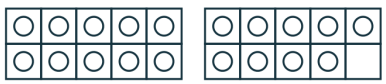

5. Write a problem like question 1 with new numbers or objects. Solve it and show your work.

You can point, speak, draw, or write. Adults can note any help they give.



WORKSHEET OUTPOST | Kindergarten Math — Supported

Numeral practice: eighteen through twenty

OW-K-067 E4 | Five questions

Name: _____ Date: _____

Success criteria

I can write the number and show a group that matches it.

Ask an adult to show you how to start. Then finish the problem together.

1. Count the dots. Write the number. A full ten-frame holds 10 dots.

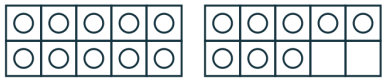

2. Count the dots. Write the number. A full ten-frame holds 10 dots.

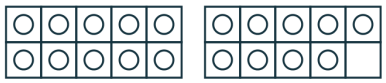

3. Count the dots. Write the number. A full ten-frame holds 10 dots.

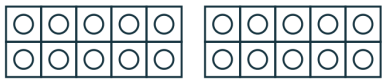

4. Count the dots. Write the number. A full ten-frame holds 10 dots.

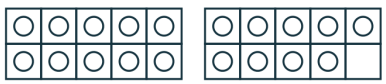

5. Write a problem like question 1 with new numbers or objects. Solve it and show your work.

You can point, speak, draw, or write. Adults can note any help they give.



WORKSHEET OUTPOST | Kindergarten Math — Supported

Numeral practice: eighteen through twenty

OW-K-067 E5 | Five questions

Name: _____ Date: _____

Success criteria

I can write the number and show a group that matches it.

Try each problem. Tell an adult how you solved it. The adult can write down your answers.

1. Count the dots. Write the number. A full ten-frame holds 10 dots.

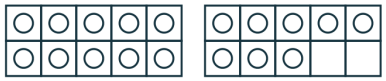

2. Count the dots. Write the number. A full ten-frame holds 10 dots.

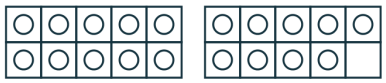

3. Count the dots. Write the number. A full ten-frame holds 10 dots.

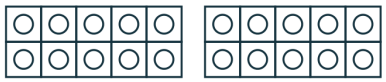

4. Count the dots. Write the number. A full ten-frame holds 10 dots.

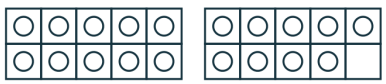

5. Write a problem like question 1 with new numbers or objects. Solve it and show your work.

You can point, speak, draw, or write. Adults can note any help they give.



WORKSHEET OUTPOST | Kindergarten Math — Supported

Numeral practice: eleven and twelve

OW-K-068 E1 | Five questions

Success criteria
I can write the number and show a group that matches it.

Name: _____ Date: _____

Listen as an adult reads each question. Use counters or draw a picture to solve it.

1. Count the dots. Write the number. A full ten-frame holds 10 dots.

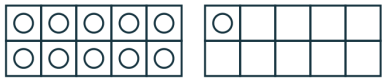

2. Count the dots. Write the number. A full ten-frame holds 10 dots.

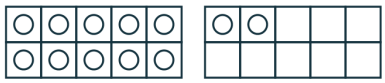

3. Count the dots. Write the number. A full ten-frame holds 10 dots.

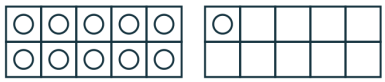

4. Count the dots. Write the number. A full ten-frame holds 10 dots.



5. Write a problem like question 1 with new numbers or objects. Solve it and show your work.

You can point, speak, draw, or write. Adults can note any help they give.



WORKSHEET OUTPOST | Kindergarten Math — Supported

Numeral practice: eleven and twelve

OW-K-068 E2 | Five questions

Success criteria
I can write the number and show a group that matches it.

Name: _____ Date: _____

Work with a partner. Build a model, then say or write your answer.

1. Count the dots. Write the number. A full ten-frame holds 10 dots.

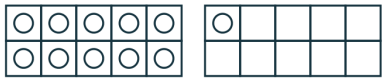

2. Count the dots. Write the number. A full ten-frame holds 10 dots.

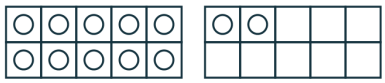

3. Count the dots. Write the number. A full ten-frame holds 10 dots.

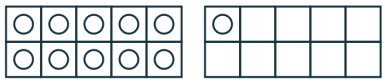

4. Count the dots. Write the number. A full ten-frame holds 10 dots.



5. Write a problem like question 1 with new numbers or objects. Solve it and show your work.

You can point, speak, draw, or write. Adults can note any help they give.



WORKSHEET OUTPOST | Kindergarten Math — Supported

Numeral practice: eleven and twelve

OW-K-068 E3 | Five questions

Success criteria
I can write the number and show a group that matches it.

Name: _____ Date: _____

Work with a helper. Use objects, a number line, or a drawing to solve each problem.

1. Count the dots. Write the number. A full ten-frame holds 10 dots.

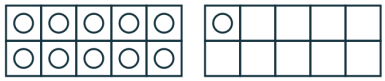

2. Count the dots. Write the number. A full ten-frame holds 10 dots.

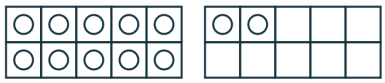

3. Count the dots. Write the number. A full ten-frame holds 10 dots.

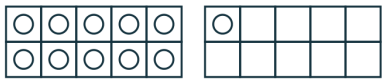

4. Count the dots. Write the number. A full ten-frame holds 10 dots.



5. Write a problem like question 1 with new numbers or objects. Solve it and show your work.

You can point, speak, draw, or write. Adults can note any help they give.



WORKSHEET OUTPOST | Kindergarten Math — Supported

Numeral practice: eleven and twelve

OW-K-068 E4 | Five questions

Success criteria
I can write the number and show a group that matches it.

Name: _____ Date: _____

Ask an adult to show you how to start. Then finish the problem together.

1. Count the dots. Write the number. A full ten-frame holds 10 dots.

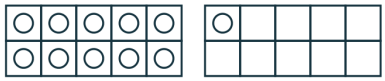

2. Count the dots. Write the number. A full ten-frame holds 10 dots.

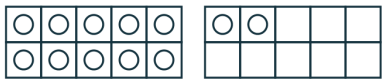

3. Count the dots. Write the number. A full ten-frame holds 10 dots.

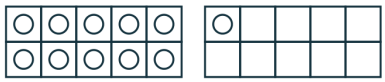

4. Count the dots. Write the number. A full ten-frame holds 10 dots.



5. Write a problem like question 1 with new numbers or objects. Solve it and show your work.

You can point, speak, draw, or write. Adults can note any help they give.



WORKSHEET OUTPOST | Kindergarten Math — Supported

Numeral practice: eleven and twelve

OW-K-068 E5 | Five questions

Success criteria
I can write the number and show a group that matches it.

Name: _____ Date: _____

Try each problem. Tell an adult how you solved it. The adult can write down your answers.

1. Count the dots. Write the number. A full ten-frame holds 10 dots.

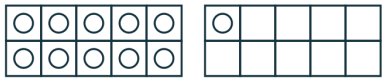

2. Count the dots. Write the number. A full ten-frame holds 10 dots.

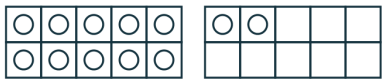

3. Count the dots. Write the number. A full ten-frame holds 10 dots.

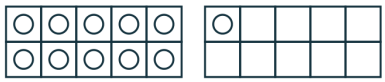

4. Count the dots. Write the number. A full ten-frame holds 10 dots.



5. Write a problem like question 1 with new numbers or objects. Solve it and show your work.

You can point, speak, draw, or write. Adults can note any help they give.



WORKSHEET OUTPOST | Kindergarten Math — Supported

Numeral practice: four and five

OW-K-069 E1 | Five questions

Success criteria

I can write the number and show a group that matches it.

Name: _____ Date: _____

Listen as an adult reads each question. Use counters or draw a picture to solve it.

1. Write 4. Draw 4 circles.

2. Write 5. Draw 5 circles.

3. Write 4. Draw 4 circles.

4. Write 5. Draw 5 circles.

5. Write a problem like question 1 with new numbers or objects. Solve it and show your work.

You can point, speak, draw, or write. Adults can note any help they give.



WORKSHEET OUTPOST | Kindergarten Math — Supported

Numeral practice: four and five

OW-K-069 E2 | Five questions

Success criteria
I can write the number and show a group that matches it.

Name: _____ Date: _____

Work with a partner. Build a model, then say or write your answer.

1. Write 4. Draw 4 circles.

2. Write 5. Draw 5 circles.

3. Write 4. Draw 4 circles.

4. Write 5. Draw 5 circles.

5. Write a problem like question 1 with new numbers or objects. Solve it and show your work.

You can point, speak, draw, or write. Adults can note any help they give.



WORKSHEET OUTPOST | Kindergarten Math — Supported

Numeral practice: four and five

OW-K-069 E3 | Five questions

Success criteria
I can write the number and show a group that matches it.

Name: _____ Date: _____

Work with a helper. Use objects, a number line, or a drawing to solve each problem.

1. Write 4. Draw 4 circles.

2. Write 5. Draw 5 circles.

3. Write 4. Draw 4 circles.

4. Write 5. Draw 5 circles.

5. Write a problem like question 1 with new numbers or objects. Solve it and show your work.

You can point, speak, draw, or write. Adults can note any help they give.



WORKSHEET OUTPOST | Kindergarten Math — Supported

Numeral practice: four and five

OW-K-069 E4 | Five questions

Success criteria
I can write the number and show a group that matches it.

Name: _____ Date: _____

Ask an adult to show you how to start. Then finish the problem together.

1. Write 4. Draw 4 circles.

2. Write 5. Draw 5 circles.

3. Write 4. Draw 4 circles.

4. Write 5. Draw 5 circles.

5. Write a problem like question 1 with new numbers or objects. Solve it and show your work.

You can point, speak, draw, or write. Adults can note any help they give.



WORKSHEET OUTPOST | Kindergarten Math — Supported

Numeral practice: four and five

OW-K-069 E5 | Five questions

Success criteria

I can write the number and show a group that matches it.

Name: _____ Date: _____

Try each problem. Tell an adult how you solved it. The adult can write down your answers.

1. Write 4. Draw 4 circles.

2. Write 5. Draw 5 circles.

3. Write 4. Draw 4 circles.

4. Write 5. Draw 5 circles.

5. Write a problem like question 1 with new numbers or objects. Solve it and show your work.

You can point, speak, draw, or write. Adults can note any help they give.



WORKSHEET OUTPOST | Kindergarten Math — Supported

Numeral practice: one to three

OW-K-070 E1 | Five questions

Success criteria
I can write the number and show a group that matches it.

Name: _____ Date: _____

Listen as an adult reads each question. Use counters or draw a picture to solve it.

1. Look at 1. Say it, write it, and draw that many dots.

2. Look at 2. Say it, write it, and draw that many dots.

3. Look at 3. Say it, write it, and draw that many dots.

4. Look at 2. Say it, write it, and draw that many dots.

5. Write a problem like question 1 with new numbers or objects. Solve it and show your work.

You can point, speak, draw, or write. Adults can note any help they give.



WORKSHEET OUTPOST | Kindergarten Math — Supported

Numeral practice: one to three

OW-K-070 E2 | Five questions

Success criteria
I can write the number and show a group that matches it.

Name: _____ Date: _____

Work with a partner. Build a model, then say or write your answer.

1. Look at 1. Say it, write it, and draw that many dots.

2. Look at 2. Say it, write it, and draw that many dots.

3. Look at 3. Say it, write it, and draw that many dots.

4. Look at 2. Say it, write it, and draw that many dots.

5. Write a problem like question 1 with new numbers or objects. Solve it and show your work.

You can point, speak, draw, or write. Adults can note any help they give.



WORKSHEET OUTPOST | Kindergarten Math — Supported

Numeral practice: one to three

OW-K-070 E3 | Five questions

Success criteria
I can write the number and show a group that matches it.

Name: _____ Date: _____

Work with a helper. Use objects, a number line, or a drawing to solve each problem.

1. Look at 1. Say it, write it, and draw that many dots.

2. Look at 2. Say it, write it, and draw that many dots.

3. Look at 3. Say it, write it, and draw that many dots.

4. Look at 2. Say it, write it, and draw that many dots.

5. Write a problem like question 1 with new numbers or objects. Solve it and show your work.

You can point, speak, draw, or write. Adults can note any help they give.



WORKSHEET OUTPOST | Kindergarten Math — Supported

Numeral practice: one to three

OW-K-070 E4 | Five questions

Success criteria
I can write the number and show a group that matches it.

Name: _____ Date: _____

Ask an adult to show you how to start. Then finish the problem together.

1. Look at 1. Say it, write it, and draw that many dots.

2. Look at 2. Say it, write it, and draw that many dots.

3. Look at 3. Say it, write it, and draw that many dots.

4. Look at 2. Say it, write it, and draw that many dots.

5. Write a problem like question 1 with new numbers or objects. Solve it and show your work.

You can point, speak, draw, or write. Adults can note any help they give.



WORKSHEET OUTPOST | Kindergarten Math — Supported

Numeral practice: one to three

OW-K-070 E5 | Five questions

Success criteria
I can write the number and show a group that matches it.

Name: _____ Date: _____

Try each problem. Tell an adult how you solved it. The adult can write down your answers.

1. Look at 1. Say it, write it, and draw that many dots.

2. Look at 2. Say it, write it, and draw that many dots.

3. Look at 3. Say it, write it, and draw that many dots.

4. Look at 2. Say it, write it, and draw that many dots.

5. Write a problem like question 1 with new numbers or objects. Solve it and show your work.

You can point, speak, draw, or write. Adults can note any help they give.



WORKSHEET OUTPOST | Kindergarten Math — Supported

Numeral practice: six and seven

Success criteria
I can write the number and show a group that matches it.

OW-K-071 E1 | Five questions

Name: _____ Date: _____

Listen as an adult reads each question. Use counters or draw a picture to solve it.

1. Read 6. Write it and draw that many dots.

2. Read 7. Write it and draw that many dots.

3. Read 7. Write it and draw that many dots.

4. Read 6. Write it and draw that many dots.

5. Write a problem like question 1 with new numbers or objects. Solve it and show your work.

You can point, speak, draw, or write. Adults can note any help they give.



WORKSHEET OUTPOST | Kindergarten Math — Supported

Numeral practice: six and seven

Success criteria
I can write the number and show a group that matches it.

OW-K-071 E2 | Five questions

Name: _____ Date: _____

Work with a partner. Build a model, then say or write your answer.

1. Read 6. Write it and draw that many dots.

2. Read 7. Write it and draw that many dots.

3. Read 7. Write it and draw that many dots.

4. Read 6. Write it and draw that many dots.

5. Write a problem like question 1 with new numbers or objects. Solve it and show your work.

You can point, speak, draw, or write. Adults can note any help they give.



WORKSHEET OUTPOST | Kindergarten Math — Supported

Numeral practice: six and seven

Success criteria
I can write the number and show a group that matches it.

OW-K-071 E3 | Five questions

Name: _____ Date: _____

Work with a helper. Use objects, a number line, or a drawing to solve each problem.

1. Read 6. Write it and draw that many dots.

2. Read 7. Write it and draw that many dots.

3. Read 7. Write it and draw that many dots.

4. Read 6. Write it and draw that many dots.

5. Write a problem like question 1 with new numbers or objects. Solve it and show your work.

You can point, speak, draw, or write. Adults can note any help they give.



WORKSHEET OUTPOST | Kindergarten Math — Supported

Numeral practice: six and seven

OW-K-071 E4 | Five questions

Success criteria
I can write the number and show a group that matches it.

Name: _____ Date: _____

Ask an adult to show you how to start. Then finish the problem together.

1. Read 6. Write it and draw that many dots.

2. Read 7. Write it and draw that many dots.

3. Read 7. Write it and draw that many dots.

4. Read 6. Write it and draw that many dots.

5. Write a problem like question 1 with new numbers or objects. Solve it and show your work.

You can point, speak, draw, or write. Adults can note any help they give.



WORKSHEET OUTPOST | Kindergarten Math — Supported

Numeral practice: six and seven

OW-K-071 E5 | Five questions

Success criteria
I can write the number and show a group that matches it.

Name: _____ Date: _____

Try each problem. Tell an adult how you solved it. The adult can write down your answers.

1. Read 6. Write it and draw that many dots.

2. Read 7. Write it and draw that many dots.

3. Read 7. Write it and draw that many dots.

4. Read 6. Write it and draw that many dots.

5. Write a problem like question 1 with new numbers or objects. Solve it and show your work.

You can point, speak, draw, or write. Adults can note any help they give.



WORKSHEET OUTPOST | Kindergarten Math — Supported

Numeral practice: sixteen and seventeen

OW-K-072 E1 | Five questions

Success criteria
I can write the number and show a group that matches it.

Name: _____ Date: _____

Listen as an adult reads each question. Use counters or draw a picture to solve it.

1. Count the dots. Write the number. A full ten-frame holds 10 dots.

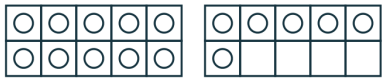

2. Count the dots. Write the number. A full ten-frame holds 10 dots.

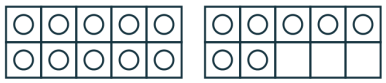

3. Count the dots. Write the number. A full ten-frame holds 10 dots.

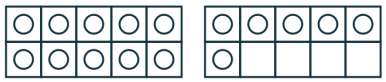

4. Count the dots. Write the number. A full ten-frame holds 10 dots.

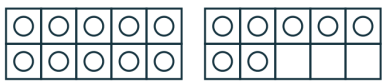

5. Write a problem like question 1 with new numbers or objects. Solve it and show your work.

You can point, speak, draw, or write. Adults can note any help they give.



WORKSHEET OUTPOST | Kindergarten Math — Supported

Numeral practice: sixteen and seventeen

OW-K-072 E2 | Five questions

Name: _____ Date: _____

Success criteria

I can write the number and show a group that matches it.

Work with a partner. Build a model, then say or write your answer.

1. Count the dots. Write the number. A full ten-frame holds 10 dots.

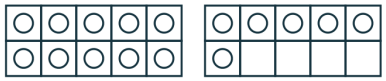

2. Count the dots. Write the number. A full ten-frame holds 10 dots.

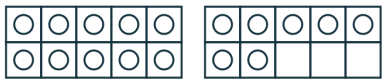

3. Count the dots. Write the number. A full ten-frame holds 10 dots.

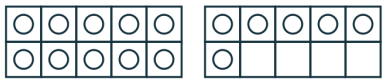

4. Count the dots. Write the number. A full ten-frame holds 10 dots.

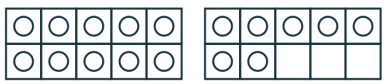

5. Write a problem like question 1 with new numbers or objects. Solve it and show your work.

You can point, speak, draw, or write. Adults can note any help they give.



WORKSHEET OUTPOST | Kindergarten Math — Supported

Numeral practice: sixteen and seventeen

OW-K-072 E3 | Five questions

Success criteria
I can write the number and show a group that matches it.

Name: _____ Date: _____

Work with a helper. Use objects, a number line, or a drawing to solve each problem.

1. Count the dots. Write the number. A full ten-frame holds 10 dots.

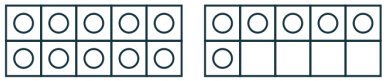

2. Count the dots. Write the number. A full ten-frame holds 10 dots.

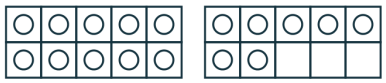

3. Count the dots. Write the number. A full ten-frame holds 10 dots.

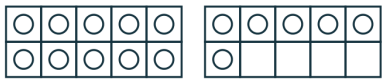

4. Count the dots. Write the number. A full ten-frame holds 10 dots.

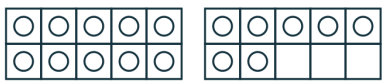

5. Write a problem like question 1 with new numbers or objects. Solve it and show your work.

You can point, speak, draw, or write. Adults can note any help they give.



WORKSHEET OUTPOST | Kindergarten Math — Supported

Numeral practice: sixteen and seventeen

OW-K-072 E4 | Five questions

Name: _____ Date: _____

Success criteria

I can write the number and show a group that matches it.

Ask an adult to show you how to start. Then finish the problem together.

1. Count the dots. Write the number. A full ten-frame holds 10 dots.

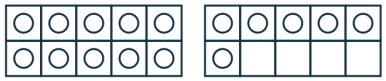

2. Count the dots. Write the number. A full ten-frame holds 10 dots.

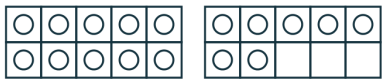

3. Count the dots. Write the number. A full ten-frame holds 10 dots.

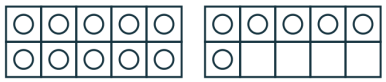

4. Count the dots. Write the number. A full ten-frame holds 10 dots.

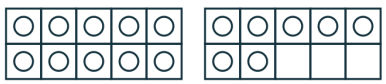

5. Write a problem like question 1 with new numbers or objects. Solve it and show your work.

You can point, speak, draw, or write. Adults can note any help they give.



WORKSHEET OUTPOST | Kindergarten Math — Supported

Numeral practice: sixteen and seventeen

OW-K-072 E5 | Five questions

Name: _____ Date: _____

Success criteria

I can write the number and show a group that matches it.

Try each problem. Tell an adult how you solved it. The adult can write down your answers.

1. Count the dots. Write the number. A full ten-frame holds 10 dots.

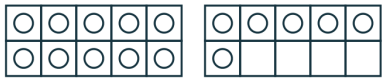

2. Count the dots. Write the number. A full ten-frame holds 10 dots.

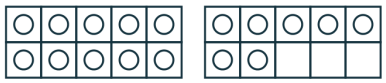

3. Count the dots. Write the number. A full ten-frame holds 10 dots.

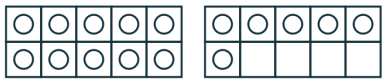

4. Count the dots. Write the number. A full ten-frame holds 10 dots.

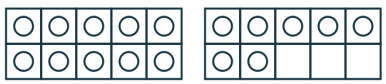

5. Write a problem like question 1 with new numbers or objects. Solve it and show your work.

You can point, speak, draw, or write. Adults can note any help they give.



WORKSHEET OUTPOST | Kindergarten Math — Supported

Numeral practice: thirteen through fifteen

OW-K-073 E1 | Five questions

Success criteria

I can write the number and show a group that matches it.

Name: _____ Date: _____

Listen as an adult reads each question. Use counters or draw a picture to solve it.

1. Count the dots. Write the number. A full ten-frame holds 10 dots.

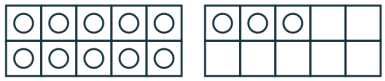

2. Count the dots. Write the number. A full ten-frame holds 10 dots.

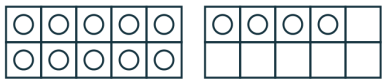

3. Count the dots. Write the number. A full ten-frame holds 10 dots.

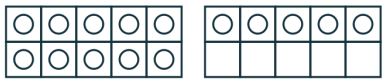

4. Count the dots. Write the number. A full ten-frame holds 10 dots.



5. Write a problem like question 1 with new numbers or objects. Solve it and show your work.

You can point, speak, draw, or write. Adults can note any help they give.



WORKSHEET OUTPOST | Kindergarten Math — Supported

Numeral practice: thirteen through fifteen

OW-K-073 E2 | Five questions

Name: _____ Date: _____

Success criteria

I can write the number and show a group that matches it.

Work with a partner. Build a model, then say or write your answer.

1. Count the dots. Write the number. A full ten-frame holds 10 dots.

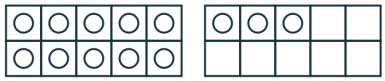

2. Count the dots. Write the number. A full ten-frame holds 10 dots.

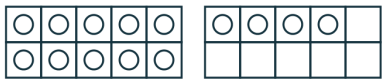

3. Count the dots. Write the number. A full ten-frame holds 10 dots.

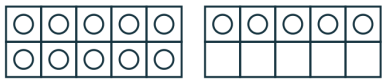

4. Count the dots. Write the number. A full ten-frame holds 10 dots.



5. Write a problem like question 1 with new numbers or objects. Solve it and show your work.

You can point, speak, draw, or write. Adults can note any help they give.



WORKSHEET OUTPOST | Kindergarten Math — Supported

Numeral practice: thirteen through fifteen

OW-K-073 E3 | Five questions

Name: _____ Date: _____

Success criteria

I can write the number and show a group that matches it.

Work with a helper. Use objects, a number line, or a drawing to solve each problem.

1. Count the dots. Write the number. A full ten-frame holds 10 dots.

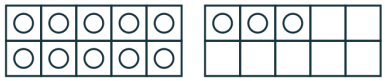

2. Count the dots. Write the number. A full ten-frame holds 10 dots.

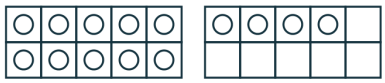

3. Count the dots. Write the number. A full ten-frame holds 10 dots.

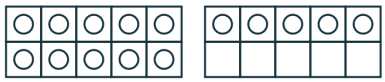

4. Count the dots. Write the number. A full ten-frame holds 10 dots.



5. Write a problem like question 1 with new numbers or objects. Solve it and show your work.

You can point, speak, draw, or write. Adults can note any help they give.



WORKSHEET OUTPOST | Kindergarten Math — Supported

Numeral practice: thirteen through fifteen

OW-K-073 E4 | Five questions

Name: _____ Date: _____

Success criteria

I can write the number and show a group that matches it.

Ask an adult to show you how to start. Then finish the problem together.

1. Count the dots. Write the number. A full ten-frame holds 10 dots.

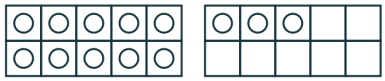

2. Count the dots. Write the number. A full ten-frame holds 10 dots.

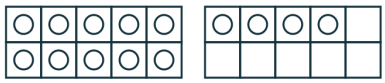

3. Count the dots. Write the number. A full ten-frame holds 10 dots.

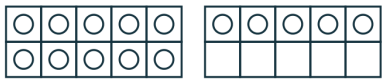

4. Count the dots. Write the number. A full ten-frame holds 10 dots.



5. Write a problem like question 1 with new numbers or objects. Solve it and show your work.

You can point, speak, draw, or write. Adults can note any help they give.



WORKSHEET OUTPOST | Kindergarten Math — Supported

Numeral practice: thirteen through fifteen

OW-K-073 E5 | Five questions

Name: _____ Date: _____

Success criteria

I can write the number and show a group that matches it.

Try each problem. Tell an adult how you solved it. The adult can write down your answers.

1. Count the dots. Write the number. A full ten-frame holds 10 dots.

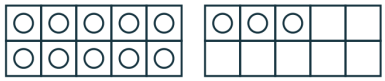

2. Count the dots. Write the number. A full ten-frame holds 10 dots.

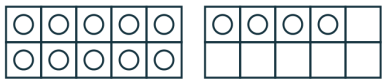

3. Count the dots. Write the number. A full ten-frame holds 10 dots.

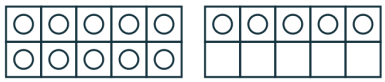

4. Count the dots. Write the number. A full ten-frame holds 10 dots.



5. Write a problem like question 1 with new numbers or objects. Solve it and show your work.

You can point, speak, draw, or write. Adults can note any help they give.



WORKSHEET OUTPOST | Kindergarten Math — Supported

Count by ones to 100

Success criteria
I can count by ones to 100.

OW-K-074 E1 | Five questions

Name: _____ Date: _____

Listen as an adult reads each question. Use counters or draw a picture to solve it.

1. Count by ones: 58, ____, ____, ____.

2. Count by ones: 69, ____, ____, ____.

3. Count by ones: 87, ____, ____, ____.

4. Count by ones: 97, ____, ____, ____.

5. Write a problem like question 1 with new numbers or objects. Solve it and show your work.

You can point, speak, draw, or write. Adults can note any help they give.



WORKSHEET OUTPOST | Kindergarten Math — Supported

Count by ones to 100

Success criteria
I can count by ones to 100.

OW-K-074 E2 | Five questions

Name: _____ Date: _____

Work with a partner. Build a model, then say or write your answer.

1. Count by ones: 58, ____, ____, ____.

2. Count by ones: 69, ____, ____, ____.

3. Count by ones: 87, ____, ____, ____.

4. Count by ones: 97, ____, ____, ____.

5. Write a problem like question 1 with new numbers or objects. Solve it and show your work.

You can point, speak, draw, or write. Adults can note any help they give.



WORKSHEET OUTPOST | Kindergarten Math — Supported

Count by ones to 100

Success criteria
I can count by ones to 100.

OW-K-074 E3 | Five questions

Name: _____ Date: _____

Work with a helper. Use objects, a number line, or a drawing to solve each problem.

1. Count by ones: 58, ____, ____, ____.

2. Count by ones: 69, ____, ____, ____.

3. Count by ones: 87, ____, ____, ____.

4. Count by ones: 97, ____, ____, ____.

5. Write a problem like question 1 with new numbers or objects. Solve it and show your work.

You can point, speak, draw, or write. Adults can note any help they give.



WORKSHEET OUTPOST | Kindergarten Math — Supported

Count by ones to 100

Success criteria
I can count by ones to 100.

OW-K-074 E4 | Five questions

Name: _____ Date: _____

Ask an adult to show you how to start. Then finish the problem together.

1. Count by ones: 58, ____, ____, ____.

2. Count by ones: 69, ____, ____, ____.

3. Count by ones: 87, ____, ____, ____.

4. Count by ones: 97, ____, ____, ____.

5. Write a problem like question 1 with new numbers or objects. Solve it and show your work.

You can point, speak, draw, or write. Adults can note any help they give.



WORKSHEET OUTPOST | Kindergarten Math — Supported

Count by ones to 100

Success criteria
I can count by ones to 100.

OW-K-074 E5 | Five questions

Name: _____ Date: _____

Try each problem. Tell an adult how you solved it. The adult can write down your answers.

1. Count by ones: 58, ____, ____, ____.

2. Count by ones: 69, ____, ____, ____.

3. Count by ones: 87, ____, ____, ____.

4. Count by ones: 97, ____, ____, ____.

5. Write a problem like question 1 with new numbers or objects. Solve it and show your work.

You can point, speak, draw, or write. Adults can note any help they give.



WORKSHEET OUTPOST | Kindergarten Math — Supported

Ones and tens through fifty

OW-K-075 E1 | Five questions

Success criteria
I can count in order and tell which number comes next.

Name: _____ Date: _____

Listen as an adult reads each question. Use counters or draw a picture to solve it.

1. Count by ones: 29, ___, ___, ___.

2. Count by tens: 10, ___, ___, ___, 50.

3. Count by ones: 47, ___, ___, ___.

4. Count by tens: 20, ___, ___, ___.

5. Write a problem like question 1 with new numbers or objects. Solve it and show your work.

You can point, speak, draw, or write. Adults can note any help they give.



WORKSHEET OUTPOST | Kindergarten Math — Supported

Ones and tens through fifty

Success criteria
I can count in order and tell which number comes next.

OW-K-075 E2 | Five questions

Name: _____ Date: _____

Work with a partner. Build a model, then say or write your answer.

1. Count by ones: 29, ___, ___, ___.

2. Count by tens: 10, ___, ___, ___, 50.

3. Count by ones: 47, ___, ___, ___.

4. Count by tens: 20, ___, ___, ___.

5. Write a problem like question 1 with new numbers or objects. Solve it and show your work.

You can point, speak, draw, or write. Adults can note any help they give.



WORKSHEET OUTPOST | Kindergarten Math — Supported

Ones and tens through fifty

OW-K-075 E3 | Five questions

Success criteria
I can count in order and tell which number comes next.

Name: _____ Date: _____

Work with a helper. Use objects, a number line, or a drawing to solve each problem.

1. Count by ones: 29, ___, ___, ___.

2. Count by tens: 10, ___, ___, ___, 50.

3. Count by ones: 47, ___, ___, ___.

4. Count by tens: 20, ___, ___, ___.

5. Write a problem like question 1 with new numbers or objects. Solve it and show your work.

You can point, speak, draw, or write. Adults can note any help they give.



WORKSHEET OUTPOST | Kindergarten Math — Supported

Ones and tens through fifty

Success criteria
I can count in order and tell which number comes next.

OW-K-075 E4 | Five questions

Name: _____ Date: _____

Ask an adult to show you how to start. Then finish the problem together.

1. Count by ones: 29, ___, ___, ___.

2. Count by tens: 10, ___, ___, ___, 50.

3. Count by ones: 47, ___, ___, ___.

4. Count by tens: 20, ___, ___, ___.

5. Write a problem like question 1 with new numbers or objects. Solve it and show your work.

You can point, speak, draw, or write. Adults can note any help they give.



WORKSHEET OUTPOST | Kindergarten Math — Supported

Ones and tens through fifty

OW-K-075 E5 | Five questions

Success criteria

I can count in order and tell which number comes next.

Name: _____ Date: _____

Try each problem. Tell an adult how you solved it. The adult can write down your answers.

1. Count by ones: 29, ___, ___, ___.

2. Count by tens: 10, ___, ___, ___, 50.

3. Count by ones: 47, ___, ___, ___.

4. Count by tens: 20, ___, ___, ___.

5. Write a problem like question 1 with new numbers or objects. Solve it and show your work.

You can point, speak, draw, or write. Adults can note any help they give.



WORKSHEET OUTPOST | Kindergarten Math — Supported

Pair objects to compare sets

OW-K-076 E1 | Five questions

Success criteria

I can match or count the objects to show which group has more, fewer, or the same number.

Name: _____ Date: _____

Listen as an adult reads each question. Use counters or draw a picture to solve it.

1. Match dots across the rows. Are the groups equal?

A ○ ○ ○ ○ ○ ○

B ○ ○ ○ ○ ○ ○

2. Match dots across the rows. Are the groups equal?

A ○ ○ ○ ○ ○ ○ ○ ○ ○ ○

B ○ ○ ○ ○ ○ ○ ○ ○

3. Match dots across the rows. Are the groups equal?

A

B

4. Match dots across the rows. Are the groups equal?

A ○ ○ ○ ○ ○ ○ ○ ○

B ○ ○ ○ ○ ○ ○ ○

5. Write a problem like question 1 with new numbers or objects. Solve it and show your work.

You can point, speak, draw, or write. Adults can note any help they give.



WORKSHEET OUTPOST | Kindergarten Math — Supported

Pair objects to compare sets

OW-K-076 E2 | Five questions

Success criteria

I can match or count the objects to show which group has more, fewer, or the same number.

Name: _____ Date: _____

Work with a partner. Build a model, then say or write your answer.

1. Match dots across the rows. Are the groups equal?

   A ○ ○ ○ ○ ○ ○

   B ○ ○ ○ ○ ○ ○

2. Match dots across the rows. Are the groups equal?

   A ○ ○ ○ ○ ○ ○ ○ ○ ○ ○

   B ○ ○ ○ ○ ○ ○ ○ ○

3. Match dots across the rows. Are the groups equal?

   A

   B

4. Match dots across the rows. Are the groups equal?

   A ○ ○ ○ ○ ○ ○ ○ ○

   B ○ ○ ○ ○ ○ ○ ○

5. Write a problem like question 1 with new numbers or objects. Solve it and show your work.

You can point, speak, draw, or write. Adults can note any help they give.



WORKSHEET OUTPOST | Kindergarten Math — Supported

Pair objects to compare sets

OW-K-076 E3 | Five questions

Success criteria

I can match or count the objects to show which group has more, fewer, or the same number.

Name: _____ Date: _____

Work with a helper. Use objects, a number line, or a drawing to solve each problem.

1. Match dots across the rows. Are the groups equal?

A ○ ○ ○ ○ ○ ○

B ○ ○ ○ ○ ○ ○

2. Match dots across the rows. Are the groups equal?

A ○ ○ ○ ○ ○ ○ ○ ○ ○

B ○ ○ ○ ○ ○ ○ ○ ○

3. Match dots across the rows. Are the groups equal?

A

B

4. Match dots across the rows. Are the groups equal?

A ○ ○ ○ ○ ○ ○ ○ ○

B ○ ○ ○ ○ ○ ○ ○

5. Write a problem like question 1 with new numbers or objects. Solve it and show your work.

You can point, speak, draw, or write. Adults can note any help they give.



WORKSHEET OUTPOST | Kindergarten Math — Supported

Pair objects to compare sets

OW-K-076 E4 | Five questions

Success criteria

I can match or count the objects to show which group has more, fewer, or the same number.

Name: _____ Date: _____

Ask an adult to show you how to start. Then finish the problem together.

1. Match dots across the rows. Are the groups equal?

A ○ ○ ○ ○ ○ ○

B ○ ○ ○ ○ ○ ○

2. Match dots across the rows. Are the groups equal?

A ○ ○ ○ ○ ○ ○ ○ ○ ○ ○

B ○ ○ ○ ○ ○ ○ ○ ○

3. Match dots across the rows. Are the groups equal?

A

B

4. Match dots across the rows. Are the groups equal?

A ○ ○ ○ ○ ○ ○ ○ ○

B ○ ○ ○ ○ ○ ○ ○

5. Write a problem like question 1 with new numbers or objects. Solve it and show your work.

You can point, speak, draw, or write. Adults can note any help they give.



WORKSHEET OUTPOST | Kindergarten Math — Supported

Pair objects to compare sets

OW-K-076 E5 | Five questions

Success criteria

I can match or count the objects to show which group has more, fewer, or the same number.

Name: _____ Date: _____

Try each problem. Tell an adult how you solved it. The adult can write down your answers.

1. Match dots across the rows. Are the groups equal?

A ○ ○ ○ ○ ○ ○

B ○ ○ ○ ○ ○ ○

2. Match dots across the rows. Are the groups equal?

A ○ ○ ○ ○ ○ ○ ○ ○ ○ ○

B ○ ○ ○ ○ ○ ○ ○ ○

3. Match dots across the rows. Are the groups equal?

A

B

4. Match dots across the rows. Are the groups equal?

A ○ ○ ○ ○ ○ ○ ○ ○

B ○ ○ ○ ○ ○ ○ ○

5. Write a problem like question 1 with new numbers or objects. Solve it and show your work.

You can point, speak, draw, or write. Adults can note any help they give.



WORKSHEET OUTPOST | Kindergarten Math — Supported

Small sets in different layouts

OW-K-077 E1 | Five questions

Success criteria

I can count each object once and tell how many there are.

Name: _____ Date: _____

Listen as an adult reads each question. Use counters or draw a picture to solve it.

1. Count the dots. Write the number.

○

2. Count the dots. Write the number.

○ ○

3. Count the dots. Write the number.

○ ○ ○

4. Count the dots. Write the number.

○ ○

5. Write a problem like question 1 with new numbers or objects. Solve it and show your work.

You can point, speak, draw, or write. Adults can note any help they give.



WORKSHEET OUTPOST | Kindergarten Math — Supported

Small sets in different layouts

OW-K-077 E2 | Five questions

Success criteria
I can count each object once and tell how many there are.

Name: _____ Date: _____

Work with a partner. Build a model, then say or write your answer.

1. Count the dots. Write the number.

○

2. Count the dots. Write the number.

○ ○

3. Count the dots. Write the number.

○ ○ ○

4. Count the dots. Write the number.

○ ○

5. Write a problem like question 1 with new numbers or objects. Solve it and show your work.

You can point, speak, draw, or write. Adults can note any help they give.



WORKSHEET OUTPOST | Kindergarten Math — Supported

Small sets in different layouts

OW-K-077 E3 | Five questions

Success criteria
I can count each object once and tell how many there are.

Name: _____ Date: _____

Work with a helper. Use objects, a number line, or a drawing to solve each problem.

1. Count the dots. Write the number.

○

2. Count the dots. Write the number.

○ ○

3. Count the dots. Write the number.

○ ○ ○

4. Count the dots. Write the number.

○ ○

5. Write a problem like question 1 with new numbers or objects. Solve it and show your work.

You can point, speak, draw, or write. Adults can note any help they give.



WORKSHEET OUTPOST | Kindergarten Math — Supported

Small sets in different layouts

OW-K-077 E4 | Five questions

Success criteria
I can count each object once and tell how many there are.

Name: _____ Date: _____

Ask an adult to show you how to start. Then finish the problem together.

1. Count the dots. Write the number.

○

2. Count the dots. Write the number.

○ ○

3. Count the dots. Write the number.

○ ○ ○

4. Count the dots. Write the number.

○ ○

5. Write a problem like question 1 with new numbers or objects. Solve it and show your work.

You can point, speak, draw, or write. Adults can note any help they give.



WORKSHEET OUTPOST | Kindergarten Math — Supported

Small sets in different layouts

OW-K-077 E5 | Five questions

Success criteria
I can count each object once and tell how many there are.

Name: _____ Date: _____

Try each problem. Tell an adult how you solved it. The adult can write down your answers.

1. Count the dots. Write the number.

○

2. Count the dots. Write the number.

○ ○

3. Count the dots. Write the number.

○ ○ ○

4. Count the dots. Write the number.

○ ○

5. Write a problem like question 1 with new numbers or objects. Solve it and show your work.

You can point, speak, draw, or write. Adults can note any help they give.



WORKSHEET OUTPOST | Kindergarten Math — Supported

Count small groups

Success criteria
I can touch each dot once and tell how many there are.

OW-K-078 E1 | Five questions

Name: _____ Date: _____

Listen as an adult reads each question. Use counters or draw a picture to solve it.

1. Draw a group of 2. Draw a group of 5.

2. Write the missing number: 0, 1, __, 3, 4, 5

3. The plate is empty. How many crackers are on it?

4. Lee counts 4 dots. Is Lee right? Tell why.

○ ○ ○ ○ ○

5. Write a problem like question 1 with new numbers or objects. Solve it and show your work.

You can point, speak, draw, or write. Adults can note any help they give.



WORKSHEET OUTPOST | Kindergarten Math — Supported

Count small groups

OW-K-078 E2 | Five questions

Success criteria

I can touch each dot once and tell how many there are.

Name: _____ Date: _____

Work with a partner. Build a model, then say or write your answer.

1. Draw a group of 2. Draw a group of 5.

2. Write the missing number: 0, 1, __, 3, 4, 5

3. The plate is empty. How many crackers are on it?

4. Lee counts 4 dots. Is Lee right? Tell why.



5. Write a problem like question 1 with new numbers or objects. Solve it and show your work.

You can point, speak, draw, or write. Adults can note any help they give.



WORKSHEET OUTPOST | Kindergarten Math — Supported

Count small groups

Success criteria
I can touch each dot once and tell how many there are.

OW-K-078 E3 | Five questions

Name: _____ Date: _____

Work with a helper. Use objects, a number line, or a drawing to solve each problem.

1. Draw a group of 2. Draw a group of 5.

2. Write the missing number: 0, 1, __, 3, 4, 5

3. The plate is empty. How many crackers are on it?

4. Lee counts 4 dots. Is Lee right? Tell why.



5. Write a problem like question 1 with new numbers or objects. Solve it and show your work.

You can point, speak, draw, or write. Adults can note any help they give.



WORKSHEET OUTPOST | Kindergarten Math — Supported

Count small groups

OW-K-078 E4 | Five questions

Success criteria

I can touch each dot once and tell how many there are.

Name: _____ Date: _____

Ask an adult to show you how to start. Then finish the problem together.

1. Draw a group of 2. Draw a group of 5.

2. Write the missing number: 0, 1, __, 3, 4, 5

3. The plate is empty. How many crackers are on it?

4. Lee counts 4 dots. Is Lee right? Tell why.



5. Write a problem like question 1 with new numbers or objects. Solve it and show your work.

You can point, speak, draw, or write. Adults can note any help they give.



WORKSHEET OUTPOST | Kindergarten Math — Supported

Count small groups

OW-K-078 E5 | Five questions

Success criteria

I can touch each dot once and tell how many there are.

Name: _____ Date: _____

Try each problem. Tell an adult how you solved it. The adult can write down your answers.

1. Draw a group of 2. Draw a group of 5.

2. Write the missing number: 0, 1, __, 3, 4, 5

3. The plate is empty. How many crackers are on it?

4. Lee counts 4 dots. Is Lee right? Tell why.



5. Write a problem like question 1 with new numbers or objects. Solve it and show your work.

You can point, speak, draw, or write. Adults can note any help they give.



WORKSHEET OUTPOST | Kindergarten Math — Supported

Count by tens to 100

Success criteria
I can count by tens to 100.

OW-K-079 E1 | Five questions

Name: _____ Date: _____

Listen as an adult reads each question. Use counters or draw a picture to solve it.

1. Count by tens: 10, ____, ____, ____.

2. Count by tens: 30, ____, ____, ____.

3. Count by tens: 50, ____, ____, ____.

4. Count by tens: 70, ____, ____, ____.

5. Write a problem like question 1 with new numbers or objects. Solve it and show your work.

You can point, speak, draw, or write. Adults can note any help they give.



WORKSHEET OUTPOST | Kindergarten Math — Supported

Count by tens to 100

Success criteria
I can count by tens to 100.

OW-K-079 E2 | Five questions

Name: _____ Date: _____

Work with a partner. Build a model, then say or write your answer.

1. Count by tens: 10, ____, ____, ____.

2. Count by tens: 30, ____, ____, ____.

3. Count by tens: 50, ____, ____, ____.

4. Count by tens: 70, ____, ____, ____.

5. Write a problem like question 1 with new numbers or objects. Solve it and show your work.

You can point, speak, draw, or write. Adults can note any help they give.



WORKSHEET OUTPOST | Kindergarten Math — Supported

Count by tens to 100

Success criteria
I can count by tens to 100.

OW-K-079 E3 | Five questions

Name: _____ Date: _____

Work with a helper. Use objects, a number line, or a drawing to solve each problem.

1. Count by tens: 10, ____, ____, ____.

2. Count by tens: 30, ____, ____, ____.

3. Count by tens: 50, ____, ____, ____.

4. Count by tens: 70, ____, ____, ____.

5. Write a problem like question 1 with new numbers or objects. Solve it and show your work.

You can point, speak, draw, or write. Adults can note any help they give.



WORKSHEET OUTPOST | Kindergarten Math — Supported

Count by tens to 100

Success criteria
I can count by tens to 100.

OW-K-079 E4 | Five questions

Name: _____ Date: _____

Ask an adult to show you how to start. Then finish the problem together.

1. Count by tens: 10, ____, ____, ____.

2. Count by tens: 30, ____, ____, ____.

3. Count by tens: 50, ____, ____, ____.

4. Count by tens: 70, ____, ____, ____.

5. Write a problem like question 1 with new numbers or objects. Solve it and show your work.

You can point, speak, draw, or write. Adults can note any help they give.



WORKSHEET OUTPOST | Kindergarten Math — Supported

Count by tens to 100

Success criteria
I can count by tens to 100.

OW-K-079 E5 | Five questions

Name: _____ Date: _____

Try each problem. Tell an adult how you solved it. The adult can write down your answers.

1. Count by tens: 10, ____, ____, ____.

2. Count by tens: 30, ____, ____, ____.

3. Count by tens: 50, ____, ____, ____.

4. Count by tens: 70, ____, ____, ____.

5. Write a problem like question 1 with new numbers or objects. Solve it and show your work.

You can point, speak, draw, or write. Adults can note any help they give.



WORKSHEET OUTPOST | Kindergarten Math — Supported

Which small set has fewer?

OW-K-080 E1 | Five questions

Success criteria

I can match or count the objects to show which group has more, fewer, or the same number.

Name: _____ Date: _____

Listen as an adult reads each question. Use counters or draw a picture to solve it.

1. Which group has fewer dots? Write A, B, or "equal" if the groups match.

A ○ ○

B ○ ○ ○

2. Which group has fewer dots? Write A, B, or "equal" if the groups match.

A ○ ○ ○ ○

B ○ ○

3. Which group has fewer dots? Write A, B, or "equal" if the groups match.

A ○

B ○

4. Which group has fewer dots? Write A, B, or "equal" if the groups match.

A ○ ○ ○

B ○ ○ ○ ○

5. Write a problem like question 1 with new numbers or objects. Solve it and show your work.

You can point, speak, draw, or write. Adults can note any help they give.



WORKSHEET OUTPOST | Kindergarten Math — Supported

Which small set has fewer?

Success criteria
I can match or count the objects to show which group has more, fewer, or the same number.

OW-K-080 E2 | Five questions

Name: _____ Date: _____

Work with a partner. Build a model, then say or write your answer.

1. Which group has fewer dots? Write A, B, or "equal" if the groups match.

A ○ ○

B ○ ○ ○

2. Which group has fewer dots? Write A, B, or "equal" if the groups match.

A ○ ○ ○ ○

B ○ ○

3. Which group has fewer dots? Write A, B, or "equal" if the groups match.

A ○

B ○

4. Which group has fewer dots? Write A, B, or "equal" if the groups match.

A ○ ○ ○

B ○ ○ ○ ○

5. Write a problem like question 1 with new numbers or objects. Solve it and show your work.

You can point, speak, draw, or write. Adults can note any help they give.



WORKSHEET OUTPOST | Kindergarten Math — Supported

Which small set has fewer?

OW-K-080 E3 | Five questions

Success criteria

I can match or count the objects to show which group has more, fewer, or the same number.

Name: _____ Date: _____

Work with a helper. Use objects, a number line, or a drawing to solve each problem.

1. Which group has fewer dots? Write A, B, or "equal" if the groups match.

A ○ ○

B ○ ○ ○

2. Which group has fewer dots? Write A, B, or "equal" if the groups match.

A ○ ○ ○ ○

B ○ ○

3. Which group has fewer dots? Write A, B, or "equal" if the groups match.

A ○

B ○

4. Which group has fewer dots? Write A, B, or "equal" if the groups match.

A ○ ○ ○

B ○ ○ ○ ○

5. Write a problem like question 1 with new numbers or objects. Solve it and show your work.

You can point, speak, draw, or write. Adults can note any help they give.



WORKSHEET OUTPOST | Kindergarten Math — Supported

Which small set has fewer?

OW-K-080 E4 | Five questions

Success criteria

I can match or count the objects to show which group has more, fewer, or the same number.

Name: _____ Date: _____

Ask an adult to show you how to start. Then finish the problem together.

1. Which group has fewer dots? Write A, B, or "equal" if the groups match.

A ○ ○

B ○ ○ ○

2. Which group has fewer dots? Write A, B, or "equal" if the groups match.

A ○ ○ ○ ○

B ○ ○

3. Which group has fewer dots? Write A, B, or "equal" if the groups match.

A ○

B ○

4. Which group has fewer dots? Write A, B, or "equal" if the groups match.

A ○ ○ ○

B ○ ○ ○ ○

5. Write a problem like question 1 with new numbers or objects. Solve it and show your work.

You can point, speak, draw, or write. Adults can note any help they give.



WORKSHEET OUTPOST | Kindergarten Math — Supported

Which small set has fewer?

OW-K-080 E5 | Five questions

Success criteria

I can match or count the objects to show which group has more, fewer, or the same number.

Name: _____ Date: _____

Try each problem. Tell an adult how you solved it. The adult can write down your answers.

1. Which group has fewer dots? Write A, B, or "equal" if the groups match.

A ○ ○

B ○ ○ ○

2. Which group has fewer dots? Write A, B, or "equal" if the groups match.

A ○ ○ ○ ○

B ○ ○

3. Which group has fewer dots? Write A, B, or "equal" if the groups match.

A ○

B ○

4. Which group has fewer dots? Write A, B, or "equal" if the groups match.

A ○ ○ ○

B ○ ○ ○ ○

5. Write a problem like question 1 with new numbers or objects. Solve it and show your work.

You can point, speak, draw, or write. Adults can note any help they give.



WORKSHEET OUTPOST | Kindergarten Math — Supported

Which small set has more?

Success criteria
I can match or count the objects to show which group has more, fewer, or the same number.

OW-K-081 E1 | Five questions

Name: _____ Date: _____

Listen as an adult reads each question. Use counters or draw a picture to solve it.

1. Which group has more dots? Write A, B, or "equal" if the groups match.

A ○ ○

B ○ ○ ○

2. Which group has more dots? Write A, B, or "equal" if the groups match.

A ○ ○ ○ ○

B ○ ○

3. Which group has more dots? Write A, B, or "equal" if the groups match.

A ○

B ○

4. Which group has more dots? Write A, B, or "equal" if the groups match.

A ○ ○ ○

B ○ ○ ○ ○

5. Write a problem like question 1 with new numbers or objects. Solve it and show your work.

You can point, speak, draw, or write. Adults can note any help they give.



WORKSHEET OUTPOST | Kindergarten Math — Supported

Which small set has more?

Success criteria
I can match or count the objects to show which group has more, fewer, or the same number.

OW-K-081 E2 | Five questions

Name: _____ Date: _____

Work with a partner. Build a model, then say or write your answer.

1. Which group has more dots? Write A, B, or "equal" if the groups match.

A ○ ○

B ○ ○ ○

2. Which group has more dots? Write A, B, or "equal" if the groups match.

A ○ ○ ○ ○

B ○ ○

3. Which group has more dots? Write A, B, or "equal" if the groups match.

A ○

B ○

4. Which group has more dots? Write A, B, or "equal" if the groups match.

A ○ ○ ○

B ○ ○ ○ ○

5. Write a problem like question 1 with new numbers or objects. Solve it and show your work.

You can point, speak, draw, or write. Adults can note any help they give.



WORKSHEET OUTPOST | Kindergarten Math — Supported

Which small set has more?

Success criteria
I can match or count the objects to show which group has more, fewer, or the same number.

OW-K-081 E3 | Five questions

Name: _____ Date: _____

Work with a helper. Use objects, a number line, or a drawing to solve each problem.

1. Which group has more dots? Write A, B, or "equal" if the groups match.

A ○ ○

B ○ ○ ○

2. Which group has more dots? Write A, B, or "equal" if the groups match.

A ○ ○ ○ ○

B ○ ○

3. Which group has more dots? Write A, B, or "equal" if the groups match.

A ○

B ○

4. Which group has more dots? Write A, B, or "equal" if the groups match.

A ○ ○ ○

B ○ ○ ○ ○

5. Write a problem like question 1 with new numbers or objects. Solve it and show your work.

You can point, speak, draw, or write. Adults can note any help they give.



WORKSHEET OUTPOST | Kindergarten Math — Supported

Which small set has more?

OW-K-081 E4 | Five questions

Success criteria

I can match or count the objects to show which group has more, fewer, or the same number.

Name: _____ Date: _____

Ask an adult to show you how to start. Then finish the problem together.

1. Which group has more dots? Write A, B, or "equal" if the groups match.

A ○ ○

B ○ ○ ○

2. Which group has more dots? Write A, B, or "equal" if the groups match.

A ○ ○ ○ ○

B ○ ○

3. Which group has more dots? Write A, B, or "equal" if the groups match.

A ○

B ○

4. Which group has more dots? Write A, B, or "equal" if the groups match.

A ○ ○ ○

B ○ ○ ○ ○

5. Write a problem like question 1 with new numbers or objects. Solve it and show your work.

You can point, speak, draw, or write. Adults can note any help they give.



WORKSHEET OUTPOST | Kindergarten Math — Supported

Which small set has more?

OW-K-081 E5 | Five questions

Success criteria

I can match or count the objects to show which group has more, fewer, or the same number.

Name: _____ Date: _____

Try each problem. Tell an adult how you solved it. The adult can write down your answers.

1. Which group has more dots? Write A, B, or "equal" if the groups match.

A ○ ○

B ○ ○ ○

2. Which group has more dots? Write A, B, or "equal" if the groups match.

A ○ ○ ○ ○

B ○ ○

3. Which group has more dots? Write A, B, or "equal" if the groups match.

A ○

B ○

4. Which group has more dots? Write A, B, or "equal" if the groups match.

A ○ ○ ○

B ○ ○ ○ ○

5. Write a problem like question 1 with new numbers or objects. Solve it and show your work.

You can point, speak, draw, or write. Adults can note any help they give.



WORKSHEET OUTPOST | Kindergarten Math — Supported

Writing and showing ten

OW-K-082 E1 | Five questions

Success criteria

I can write the number that shows how many objects I counted.

Name: _____ Date: _____

Listen as an adult reads each question. Use counters or draw a picture to solve it.

1. Write 10. Draw 10 dots in the frame.



2. Write 10. Draw 10 dots in the frame.



3. Write 10. Draw 10 dots in the frame.



4. Write 10. Draw 10 dots in the frame.



5. Write a problem like question 1 with new numbers or objects. Solve it and show your work.

You can point, speak, draw, or write. Adults can note any help they give.



WORKSHEET OUTPOST | Kindergarten Math — Supported

Writing and showing ten

OW-K-082 E2 | Five questions

Success criteria
I can write the number that shows how many objects I counted.

Name: _____ Date: _____

Work with a partner. Build a model, then say or write your answer.

1. Write 10. Draw 10 dots in the frame.



2. Write 10. Draw 10 dots in the frame.



3. Write 10. Draw 10 dots in the frame.



4. Write 10. Draw 10 dots in the frame.



5. Write a problem like question 1 with new numbers or objects. Solve it and show your work.

You can point, speak, draw, or write. Adults can note any help they give.



WORKSHEET OUTPOST | Kindergarten Math — Supported

Writing and showing ten

OW-K-082 E3 | Five questions

Success criteria

I can write the number that shows how many objects I counted.

Name: _____ Date: _____

Work with a helper. Use objects, a number line, or a drawing to solve each problem.

1. Write 10. Draw 10 dots in the frame.

2. Write 10. Draw 10 dots in the frame.

3. Write 10. Draw 10 dots in the frame.

4. Write 10. Draw 10 dots in the frame.

5. Write a problem like question 1 with new numbers or objects. Solve it and show your work.

You can point, speak, draw, or write. Adults can note any help they give.



WORKSHEET OUTPOST | Kindergarten Math — Supported

Writing and showing ten

OW-K-082 E4 | Five questions

Success criteria

I can write the number that shows how many objects I counted.

Name: _____ Date: _____

Ask an adult to show you how to start. Then finish the problem together.

1. Write 10. Draw 10 dots in the frame.



2. Write 10. Draw 10 dots in the frame.



3. Write 10. Draw 10 dots in the frame.



4. Write 10. Draw 10 dots in the frame.



5. Write a problem like question 1 with new numbers or objects. Solve it and show your work.

You can point, speak, draw, or write. Adults can note any help they give.



WORKSHEET OUTPOST | Kindergarten Math — Supported

Writing and showing ten

OW-K-082 E5 | Five questions

Success criteria

I can write the number that shows how many objects I counted.

Name: _____ Date: _____

Try each problem. Tell an adult how you solved it. The adult can write down your answers.

1. Write 10. Draw 10 dots in the frame.



2. Write 10. Draw 10 dots in the frame.



3. Write 10. Draw 10 dots in the frame.



4. Write 10. Draw 10 dots in the frame.



5. Write a problem like question 1 with new numbers or objects. Solve it and show your work.

You can point, speak, draw, or write. Adults can note any help they give.



WORKSHEET OUTPOST | Kindergarten Math — Supported

Writing zero

OW-K-083 E1 | Five questions

Success criteria

I can write the number and show a group that matches it.

Name: _____ Date: _____

Listen as an adult reads each question. Use counters or draw a picture to solve it.

1. Write 0. Draw an empty plate.

2. Write the number for no apples.

3. Draw a box with zero dots inside.

4. Read: 0, 1, 2. Circle the number that means none.

5. Write a problem like question 1 with new numbers or objects. Solve it and show your work.

You can point, speak, draw, or write. Adults can note any help they give.



WORKSHEET OUTPOST | Kindergarten Math — Supported

Writing zero

OW-K-083 E2 | Five questions

Success criteria

I can write the number and show a group that matches it.

Name: _____ Date: _____

Work with a partner. Build a model, then say or write your answer.

1. Write 0. Draw an empty plate.

2. Write the number for no apples.

3. Draw a box with zero dots inside.

4. Read: 0, 1, 2. Circle the number that means none.

5. Write a problem like question 1 with new numbers or objects. Solve it and show your work.

You can point, speak, draw, or write. Adults can note any help they give.



WORKSHEET OUTPOST | Kindergarten Math — Supported

Writing zero

OW-K-083 E3 | Five questions

Success criteria

I can write the number and show a group that matches it.

Name: _____ Date: _____

Work with a helper. Use objects, a number line, or a drawing to solve each problem.

1. Write 0. Draw an empty plate.

2. Write the number for no apples.

3. Draw a box with zero dots inside.

4. Read: 0, 1, 2. Circle the number that means none.

5. Write a problem like question 1 with new numbers or objects. Solve it and show your work.

You can point, speak, draw, or write. Adults can note any help they give.



WORKSHEET OUTPOST | Kindergarten Math — Supported

Writing zero

OW-K-083 E4 | Five questions

Success criteria

I can write the number and show a group that matches it.

Name: _____ Date: _____

Ask an adult to show you how to start. Then finish the problem together.

1. Write 0. Draw an empty plate.

2. Write the number for no apples.

3. Draw a box with zero dots inside.

4. Read: 0, 1, 2. Circle the number that means none.

5. Write a problem like question 1 with new numbers or objects. Solve it and show your work.

You can point, speak, draw, or write. Adults can note any help they give.



WORKSHEET OUTPOST | Kindergarten Math — Supported

Writing zero

OW-K-083 E5 | Five questions

Success criteria

I can write the number and show a group that matches it.

Name: _____ Date: _____

Try each problem. Tell an adult how you solved it. The adult can write down your answers.

1. Write 0. Draw an empty plate.

2. Write the number for no apples.

3. Draw a box with zero dots inside.

4. Read: 0, 1, 2. Circle the number that means none.

5. Write a problem like question 1 with new numbers or objects. Solve it and show your work.

You can point, speak, draw, or write. Adults can note any help they give.



WORKSHEET OUTPOST | Kindergarten Math — Supported

Check a sorting explanation

Success criteria
I can sort the objects into groups and count how many are in each group.

OW-K-084 E1 | Five questions

Name: _____ Date: _____

Listen as an adult reads each question. Use counters or draw a picture to solve it.

1. Jo says there are 4 triangles. Is Jo right? Explain.



2. Jo says there are 2 triangles. Is Jo right? Explain.



3. Jo says there are 3 triangles. Is Jo right? Explain.

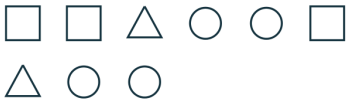

4. Jo says there are 5 triangles. Is Jo right? Explain.



5. Draw three objects. Sort them into groups and explain your rule.

You can point, speak, draw, or write. Adults can note any help they give.



WORKSHEET OUTPOST | Kindergarten Math — Supported

Check a sorting explanation

Success criteria
I can sort the objects into groups and count how many are in each group.

OW-K-084 E2 | Five questions

Name: _____ Date: _____

Work with a partner. Build a model, then say or write your answer.

1. Jo says there are 4 triangles. Is Jo right? Explain.

□ △ △ □ △ ○

2. Jo says there are 2 triangles. Is Jo right? Explain.

□ □ △ ○ □ □
○

3. Jo says there are 3 triangles. Is Jo right? Explain.

□ □ △ ○ ○ □
△ ○ ○

4. Jo says there are 5 triangles. Is Jo right? Explain.

□ △ △ ○ △ △
○ ○

5. Draw three objects. Sort them into groups and explain your rule.

You can point, speak, draw, or write. Adults can note any help they give.



WORKSHEET OUTPOST | Kindergarten Math — Supported

Check a sorting explanation

Success criteria
I can sort the objects into groups and count how many are in each group.

OW-K-084 E3 | Five questions

Name: _____ Date: _____

Work with a helper. Use objects, a number line, or a drawing to solve each problem.

1. Jo says there are 4 triangles. Is Jo right? Explain.

□ △ △ □ △ ○

2. Jo says there are 2 triangles. Is Jo right? Explain.

□ □ △ ○ □ □
○

3. Jo says there are 3 triangles. Is Jo right? Explain.

□ □ △ ○ ○ □
△ ○ ○

4. Jo says there are 5 triangles. Is Jo right? Explain.

□ △ △ ○ △ △
○ ○

5. Draw three objects. Sort them into groups and explain your rule.

You can point, speak, draw, or write. Adults can note any help they give.



WORKSHEET OUTPOST | Kindergarten Math — Supported

Check a sorting explanation

Success criteria
I can sort the objects into groups and count how many are in each group.

OW-K-084 E4 | Five questions

Name: _____ Date: _____

Ask an adult to show you how to start. Then finish the problem together.

1. Jo says there are 4 triangles. Is Jo right? Explain.

□ △ △ □ △ ○

2. Jo says there are 2 triangles. Is Jo right? Explain.

□ □ △ ○ □ □
○

3. Jo says there are 3 triangles. Is Jo right? Explain.

□ □ △ ○ ○ □
△ ○ ○

4. Jo says there are 5 triangles. Is Jo right? Explain.

□ △ △ ○ △ △
○ ○

5. Draw three objects. Sort them into groups and explain your rule.

You can point, speak, draw, or write. Adults can note any help they give.



WORKSHEET OUTPOST | Kindergarten Math — Supported

Check a sorting explanation

Success criteria
I can sort the objects into groups and count how many are in each group.

OW-K-084 E5 | Five questions

Name: _____ Date: _____

Try each problem. Tell an adult how you solved it. The adult can write down your answers.

1. Jo says there are 4 triangles. Is Jo right? Explain.

□ △ △ □ △ ○

2. Jo says there are 2 triangles. Is Jo right? Explain.

□ □ △ ○ □ □
○

3. Jo says there are 3 triangles. Is Jo right? Explain.

□ □ △ ○ ○ □
△ ○ ○

4. Jo says there are 5 triangles. Is Jo right? Explain.

□ △ △ ○ △ △
○ ○

5. Draw three objects. Sort them into groups and explain your rule.

You can point, speak, draw, or write. Adults can note any help they give.



WORKSHEET OUTPOST | Kindergarten Math — Supported

Compare the sorting groups

Success criteria
I can sort the objects into groups and count how many are in each group.

OW-K-085 E1 | Five questions

Name: _____ Date: _____

Listen as an adult reads each question. Use counters or draw a picture to solve it.

1. Put the groups in order, starting with the group that has the fewest shapes.

□ △ △ □ △ ○

2. Put the groups in order, starting with the group that has the fewest shapes.

□ □ △ ○ □ □

○

3. Put the groups in order, starting with the group that has the fewest shapes.

□ □ △ ○ ○ □

△ ○ ○

4. Put the groups in order, starting with the group that has the fewest shapes.

□ △ △ ○ △ △

○ ○

5. Draw three objects. Sort them into groups and explain your rule.

You can point, speak, draw, or write. Adults can note any help they give.



WORKSHEET OUTPOST | Kindergarten Math — Supported

Compare the sorting groups

Success criteria
I can sort the objects into groups and count how many are in each group.

OW-K-085 E2 | Five questions

Name: _____ Date: _____

Work with a partner. Build a model, then say or write your answer.

1. Put the groups in order, starting with the group that has the fewest shapes.

□ △ △ □ △ ○

2. Put the groups in order, starting with the group that has the fewest shapes.

□ □ △ ○ □ □
○

3. Put the groups in order, starting with the group that has the fewest shapes.

□ □ △ ○ ○ □
△ ○ ○

4. Put the groups in order, starting with the group that has the fewest shapes.

□ △ △ ○ △ △
○ ○

5. Draw three objects. Sort them into groups and explain your rule.

You can point, speak, draw, or write. Adults can note any help they give.



WORKSHEET OUTPOST | Kindergarten Math — Supported

Compare the sorting groups

Success criteria
I can sort the objects into groups and count how many are in each group.

OW-K-085 E3 | Five questions

Name: _____ Date: _____

Work with a helper. Use objects, a number line, or a drawing to solve each problem.

1. Put the groups in order, starting with the group that has the fewest shapes.

□ △ △ □ △ ○

2. Put the groups in order, starting with the group that has the fewest shapes.

□ □ △ ○ □ □
○

3. Put the groups in order, starting with the group that has the fewest shapes.

□ □ △ ○ ○ □
△ ○ ○

4. Put the groups in order, starting with the group that has the fewest shapes.

□ △ △ ○ △ △
○ ○

5. Draw three objects. Sort them into groups and explain your rule.

You can point, speak, draw, or write. Adults can note any help they give.



WORKSHEET OUTPOST | Kindergarten Math — Supported

Compare the sorting groups

Success criteria
I can sort the objects into groups and count how many are in each group.

OW-K-085 E4 | Five questions

Name: _____ Date: _____

Ask an adult to show you how to start. Then finish the problem together.

1. Put the groups in order, starting with the group that has the fewest shapes.

□ △ △ □ △ ○

2. Put the groups in order, starting with the group that has the fewest shapes.

□ □ △ ○ □ □

○

3. Put the groups in order, starting with the group that has the fewest shapes.

□ □ △ ○ ○ □

△ ○ ○

4. Put the groups in order, starting with the group that has the fewest shapes.

□ △ △ ○ △ △

○ ○

5. Draw three objects. Sort them into groups and explain your rule.

You can point, speak, draw, or write. Adults can note any help they give.



WORKSHEET OUTPOST | Kindergarten Math — Supported

Compare the sorting groups

Success criteria
I can sort the objects into groups and count how many are in each group.

OW-K-085 E5 | Five questions

Name: _____ Date: _____

Try each problem. Tell an adult how you solved it. The adult can write down your answers.

1. Put the groups in order, starting with the group that has the fewest shapes.

□ △ △ □ △ ○

2. Put the groups in order, starting with the group that has the fewest shapes.

□ □ △ ○ □ □

○

3. Put the groups in order, starting with the group that has the fewest shapes.

□ □ △ ○ ○ □

△ ○ ○

4. Put the groups in order, starting with the group that has the fewest shapes.

□ △ △ ○ △ △

○ ○

5. Draw three objects. Sort them into groups and explain your rule.

You can point, speak, draw, or write. Adults can note any help they give.



WORKSHEET OUTPOST | Kindergarten Math — Supported

Extra practice: check the sorting

Success criteria
I can sort the objects into groups and count how many are in each group.

OW-K-086 E1 | Five questions

Name: _____ Date: _____

Listen as an adult reads each question. Use counters or draw a picture to solve it.

1. Jo says there are 4 triangles. Is Jo right? Explain.

□ △ △ □ △ ○

2. Jo says there are 2 triangles. Is Jo right? Explain.

□ □ △ ○ □ □
○

3. Jo says there are 3 triangles. Is Jo right? Explain.

□ □ △ ○ ○ □
△ ○ ○

4. Jo says there are 5 triangles. Is Jo right? Explain.

□ △ △ ○ △ △
○ ○

5. Draw three objects. Sort them into groups and explain your rule.

You can point, speak, draw, or write. Adults can note any help they give.



WORKSHEET OUTPOST | Kindergarten Math — Supported

Extra practice: check the sorting

Success criteria
I can sort the objects into groups and count how many are in each group.

OW-K-086 E2 | Five questions

Name: _____ Date: _____

Work with a partner. Build a model, then say or write your answer.

1. Jo says there are 4 triangles. Is Jo right? Explain.

□ △ △ □ △ ○

2. Jo says there are 2 triangles. Is Jo right? Explain.

□ □ △ ○ □ □
○

3. Jo says there are 3 triangles. Is Jo right? Explain.

□ □ △ ○ ○ □
△ ○ ○

4. Jo says there are 5 triangles. Is Jo right? Explain.

□ △ △ ○ △ △
○ ○

5. Draw three objects. Sort them into groups and explain your rule.

You can point, speak, draw, or write. Adults can note any help they give.



WORKSHEET OUTPOST | Kindergarten Math — Supported

Extra practice: check the sorting

Success criteria
I can sort the objects into groups and count how many are in each group.

OW-K-086 E3 | Five questions

Name: _____ Date: _____

Work with a helper. Use objects, a number line, or a drawing to solve each problem.

1. Jo says there are 4 triangles. Is Jo right? Explain.



2. Jo says there are 2 triangles. Is Jo right? Explain.



3. Jo says there are 3 triangles. Is Jo right? Explain.

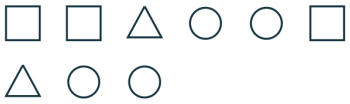

4. Jo says there are 5 triangles. Is Jo right? Explain.



5. Draw three objects. Sort them into groups and explain your rule.

You can point, speak, draw, or write. Adults can note any help they give.



WORKSHEET OUTPOST | Kindergarten Math — Supported

Extra practice: check the sorting

Success criteria
I can sort the objects into groups and count how many are in each group.

OW-K-086 E4 | Five questions

Name: _____ Date: _____

Ask an adult to show you how to start. Then finish the problem together.

1. Jo says there are 4 triangles. Is Jo right? Explain.

□ △ △ □ △ ○

2. Jo says there are 2 triangles. Is Jo right? Explain.

□ □ △ ○ □ □
○

3. Jo says there are 3 triangles. Is Jo right? Explain.

□ □ △ ○ ○ □
△ ○ ○

4. Jo says there are 5 triangles. Is Jo right? Explain.

□ △ △ ○ △ △
○ ○

5. Draw three objects. Sort them into groups and explain your rule.

You can point, speak, draw, or write. Adults can note any help they give.



WORKSHEET OUTPOST | Kindergarten Math — Supported

Extra practice: check the sorting

Success criteria
I can sort the objects into groups and count how many are in each group.

OW-K-086 E5 | Five questions

Name: _____ Date: _____

Try each problem. Tell an adult how you solved it. The adult can write down your answers.

1. Jo says there are 4 triangles. Is Jo right? Explain.

□ △ △ □ △ ○

2. Jo says there are 2 triangles. Is Jo right? Explain.

□ □ △ ○ □ □
○

3. Jo says there are 3 triangles. Is Jo right? Explain.

□ □ △ ○ ○ □
△ ○ ○

4. Jo says there are 5 triangles. Is Jo right? Explain.

□ △ △ ○ △ △
○ ○

5. Draw three objects. Sort them into groups and explain your rule.

You can point, speak, draw, or write. Adults can note any help they give.



WORKSHEET OUTPOST | Kindergarten Math — Supported

Extra practice: choose a sorting rule

OW-K-087 E1 | Five questions

Success criteria

I can sort the objects into groups and count how many are in each group.

Name: _____ Date: _____

Listen as an adult reads each question. Use counters or draw a picture to solve it.

1. Sort these shapes into three groups. Explain how you sorted the shapes.

□ △ △ □ △ ○

2. Sort these shapes into three groups. Explain how you sorted the shapes.

□ □ △ ○ □ □

○

3. Sort these shapes into three groups. Explain how you sorted the shapes.

□ □ △ ○ ○ □

△ ○ ○

4. Sort these shapes into three groups. Explain how you sorted the shapes.

□ △ △ ○ △ △

○ ○

5. Draw three objects. Sort them into groups and explain your rule.

You can point, speak, draw, or write. Adults can note any help they give.



WORKSHEET OUTPOST | Kindergarten Math — Supported

Extra practice: choose a sorting rule

OW-K-087 E2 | Five questions

Success criteria

I can sort the objects into groups and count how many are in each group.

Name: _____ Date: _____

Work with a partner. Build a model, then say or write your answer.

1. Sort these shapes into three groups. Explain how you sorted the shapes.

□ △ △ □ △ ○

2. Sort these shapes into three groups. Explain how you sorted the shapes.

□ □ △ ○ □ □ ○

3. Sort these shapes into three groups. Explain how you sorted the shapes.

□ □ △ ○ ○ □ △ ○ ○

4. Sort these shapes into three groups. Explain how you sorted the shapes.

□ △ △ ○ △ △ ○ ○

5. Draw three objects. Sort them into groups and explain your rule.

You can point, speak, draw, or write. Adults can note any help they give.



WORKSHEET OUTPOST | Kindergarten Math — Supported

Extra practice: choose a sorting rule

OW-K-087 E3 | Five questions

Success criteria

I can sort the objects into groups and count how many are in each group.

Name: _____ Date: _____

Work with a helper. Use objects, a number line, or a drawing to solve each problem.

1. Sort these shapes into three groups. Explain how you sorted the shapes.

□ △ △ □ △ ○

2. Sort these shapes into three groups. Explain how you sorted the shapes.

□ □ △ ○ □ □

○

3. Sort these shapes into three groups. Explain how you sorted the shapes.

□ □ △ ○ ○ □

△ ○ ○

4. Sort these shapes into three groups. Explain how you sorted the shapes.

□ △ △ ○ △ △

○ ○

5. Draw three objects. Sort them into groups and explain your rule.

You can point, speak, draw, or write. Adults can note any help they give.



WORKSHEET OUTPOST | Kindergarten Math — Supported

Extra practice: choose a sorting rule

OW-K-087 E4 | Five questions

Success criteria

I can sort the objects into groups and count how many are in each group.

Name: _____ Date: _____

Ask an adult to show you how to start. Then finish the problem together.

1. Sort these shapes into three groups. Explain how you sorted the shapes.

□ △ △ □ △ ○

2. Sort these shapes into three groups. Explain how you sorted the shapes.

□ □ △ ○ □ □ ○

3. Sort these shapes into three groups. Explain how you sorted the shapes.

□ □ △ ○ ○ □ △ ○ ○

4. Sort these shapes into three groups. Explain how you sorted the shapes.

□ △ △ ○ △ △ ○ ○

5. Draw three objects. Sort them into groups and explain your rule.

You can point, speak, draw, or write. Adults can note any help they give.



WORKSHEET OUTPOST | Kindergarten Math — Supported

Extra practice: choose a sorting rule

OW-K-087 E5 | Five questions

Success criteria
I can sort the objects into groups and count how many are in each group.

Name: _____ Date: _____

Try each problem. Tell an adult how you solved it. The adult can write down your answers.

1. Sort these shapes into three groups. Explain how you sorted the shapes.

□ △ △ □ △ ○

2. Sort these shapes into three groups. Explain how you sorted the shapes.

□ □ △ ○ □ □
○

3. Sort these shapes into three groups. Explain how you sorted the shapes.

□ □ △ ○ ○ □
△ ○ ○

4. Sort these shapes into three groups. Explain how you sorted the shapes.

□ △ △ ○ △ △
○ ○

5. Draw three objects. Sort them into groups and explain your rule.

You can point, speak, draw, or write. Adults can note any help they give.



WORKSHEET OUTPOST | Kindergarten Math — Supported

Extra practice: count each category

Success criteria
I can sort the objects into groups and count how many are in each group.

OW-K-088 E1 | Five questions

Name: _____ Date: _____

Listen as an adult reads each question. Use counters or draw a picture to solve it.

1. Count the squares, triangles, and circles. Write how many of each you see.

□ △ △ □ △ ○

2. Count the squares, triangles, and circles. Write how many of each you see.

□ □ △ ○ □ □
○

3. Count the squares, triangles, and circles. Write how many of each you see.

□ □ △ ○ ○ □
△ ○ ○

4. Count the squares, triangles, and circles. Write how many of each you see.

□ △ △ ○ △ △
○ ○

5. Write a problem like question 1 with new numbers or objects. Solve it and show your work.

You can point, speak, draw, or write. Adults can note any help they give.



WORKSHEET OUTPOST | Kindergarten Math — Supported

Extra practice: count each category

Success criteria
I can sort the objects into groups and count how many are in each group.

OW-K-088 E2 | Five questions

Name: _____ Date: _____

Work with a partner. Build a model, then say or write your answer.

1. Count the squares, triangles, and circles. Write how many of each you see.

□ △ △ □ △ ○

2. Count the squares, triangles, and circles. Write how many of each you see.

□ □ △ ○ □ □

○

3. Count the squares, triangles, and circles. Write how many of each you see.

□ □ △ ○ ○ □

△ ○ ○

4. Count the squares, triangles, and circles. Write how many of each you see.

□ △ △ ○ △ △

○ ○

5. Write a problem like question 1 with new numbers or objects. Solve it and show your work.

You can point, speak, draw, or write. Adults can note any help they give.



WORKSHEET OUTPOST | Kindergarten Math — Supported

Extra practice: count each category

OW-K-088 E3 | Five questions

Success criteria

I can sort the objects into groups and count how many are in each group.

Name: _____ Date: _____

Work with a helper. Use objects, a number line, or a drawing to solve each problem.

1. Count the squares, triangles, and circles. Write how many of each you see.

□ △ △ □ △ ○

2. Count the squares, triangles, and circles. Write how many of each you see.

□ □ △ ○ □ □

○

3. Count the squares, triangles, and circles. Write how many of each you see.

□ □ △ ○ ○ □

△ ○ ○

4. Count the squares, triangles, and circles. Write how many of each you see.

□ △ △ ○ △ △

○ ○

5. Write a problem like question 1 with new numbers or objects. Solve it and show your work.

You can point, speak, draw, or write. Adults can note any help they give.



WORKSHEET OUTPOST | Kindergarten Math — Supported

Extra practice: count each category

Success criteria
I can sort the objects into groups and count how many are in each group.

OW-K-088 E4 | Five questions

Name: _____ Date: _____

Ask an adult to show you how to start. Then finish the problem together.

1. Count the squares, triangles, and circles. Write how many of each you see.

□ △ △ □ △ ○

2. Count the squares, triangles, and circles. Write how many of each you see.

□ □ △ ○ □ □

○

3. Count the squares, triangles, and circles. Write how many of each you see.

□ □ △ ○ ○ □

△ ○ ○

4. Count the squares, triangles, and circles. Write how many of each you see.

□ △ △ ○ △ △

○ ○

5. Write a problem like question 1 with new numbers or objects. Solve it and show your work.

You can point, speak, draw, or write. Adults can note any help they give.



WORKSHEET OUTPOST | Kindergarten Math — Supported

Extra practice: count each category

Success criteria
I can sort the objects into groups and count how many are in each group.

OW-K-088 E5 | Five questions

Name: _____ Date: _____

Try each problem. Tell an adult how you solved it. The adult can write down your answers.

1. Count the squares, triangles, and circles. Write how many of each you see.

□ △ △ □ △ ○

2. Count the squares, triangles, and circles. Write how many of each you see.

□ □ △ ○ □ □

○

3. Count the squares, triangles, and circles. Write how many of each you see.

□ □ △ ○ ○ □

△ ○ ○

4. Count the squares, triangles, and circles. Write how many of each you see.

□ △ △ ○ △ △

○ ○

5. Write a problem like question 1 with new numbers or objects. Solve it and show your work.

You can point, speak, draw, or write. Adults can note any help they give.



WORKSHEET OUTPOST | Kindergarten Math — Supported

Extra practice: order category counts

OW-K-089 E1 | Five questions

Success criteria

I can sort the objects into groups and count how many are in each group.

Name: _____ Date: _____

Listen as an adult reads each question. Use counters or draw a picture to solve it.

1. Put the groups in order, starting with the group that has the fewest shapes.

□ △ △ □ △ ○

2. Put the groups in order, starting with the group that has the fewest shapes.

□ □ △ ○ □ □

○

3. Put the groups in order, starting with the group that has the fewest shapes.

□ □ △ ○ ○ □

△ ○ ○

4. Put the groups in order, starting with the group that has the fewest shapes.

□ △ △ ○ △ △

○ ○

5. Write a problem like question 1 with new numbers or objects. Solve it and show your work.

You can point, speak, draw, or write. Adults can note any help they give.



WORKSHEET OUTPOST | Kindergarten Math — Supported

Extra practice: order category counts

OW-K-089 E2 | Five questions

Success criteria

I can sort the objects into groups and count how many are in each group.

Name: _____ Date: _____

Work with a partner. Build a model, then say or write your answer.

1. Put the groups in order, starting with the group that has the fewest shapes.



2. Put the groups in order, starting with the group that has the fewest shapes.



3. Put the groups in order, starting with the group that has the fewest shapes.

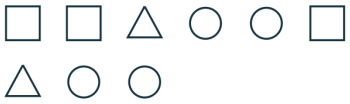

4. Put the groups in order, starting with the group that has the fewest shapes.



5. Write a problem like question 1 with new numbers or objects. Solve it and show your work.

You can point, speak, draw, or write. Adults can note any help they give.



WORKSHEET OUTPOST | Kindergarten Math — Supported

Extra practice: order category counts

OW-K-089 E3 | Five questions

Success criteria

I can sort the objects into groups and count how many are in each group.

Name: _____ Date: _____

Work with a helper. Use objects, a number line, or a drawing to solve each problem.

1. Put the groups in order, starting with the group that has the fewest shapes.

□ △ △ □ △ ○

2. Put the groups in order, starting with the group that has the fewest shapes.

□ □ △ ○ □ □

○

3. Put the groups in order, starting with the group that has the fewest shapes.

□ □ △ ○ ○ □

△ ○ ○

4. Put the groups in order, starting with the group that has the fewest shapes.

□ △ △ ○ △ △

○ ○

5. Write a problem like question 1 with new numbers or objects. Solve it and show your work.

You can point, speak, draw, or write. Adults can note any help they give.



WORKSHEET OUTPOST | Kindergarten Math — Supported

Extra practice: order category counts

OW-K-089 E4 | Five questions

Success criteria

I can sort the objects into groups and count how many are in each group.

Name: _____ Date: _____

Ask an adult to show you how to start. Then finish the problem together.

1. Put the groups in order, starting with the group that has the fewest shapes.

□ △ △ □ △ ○

2. Put the groups in order, starting with the group that has the fewest shapes.

□ □ △ ○ □ □

○

3. Put the groups in order, starting with the group that has the fewest shapes.

□ □ △ ○ ○ □

△ ○ ○

4. Put the groups in order, starting with the group that has the fewest shapes.

□ △ △ ○ △ △

○ ○

5. Write a problem like question 1 with new numbers or objects. Solve it and show your work.

You can point, speak, draw, or write. Adults can note any help they give.



WORKSHEET OUTPOST | Kindergarten Math — Supported

Extra practice: order category counts

OW-K-089 E5 | Five questions

Success criteria

I can sort the objects into groups and count how many are in each group.

Name: _____ Date: _____

Try each problem. Tell an adult how you solved it. The adult can write down your answers.

1. Put the groups in order, starting with the group that has the fewest shapes.

□ △ △ □ △ ○

2. Put the groups in order, starting with the group that has the fewest shapes.

□ □ △ ○ □ □

○

3. Put the groups in order, starting with the group that has the fewest shapes.

□ □ △ ○ ○ □

△ ○ ○

4. Put the groups in order, starting with the group that has the fewest shapes.

□ △ △ ○ △ △

○ ○

5. Write a problem like question 1 with new numbers or objects. Solve it and show your work.

You can point, speak, draw, or write. Adults can note any help they give.



WORKSHEET OUTPOST | Kindergarten Math — Supported

Extra practice: sort by shape

Success criteria
I can sort the objects into groups and count how many are in each group.

OW-K-090 E1 | Five questions

Name: _____ Date: _____

Listen as an adult reads each question. Use counters or draw a picture to solve it.

1. Circle all triangles. How many did you circle?

□ △ △ □ △ ○

2. Circle all triangles. How many did you circle?

□ □ △ ○ □ □
○

3. Circle all triangles. How many did you circle?

□ □ △ ○ ○ □
△ ○ ○

4. Circle all triangles. How many did you circle?

□ △ △ ○ △ △
○ ○

5. Draw three objects. Sort them into groups and explain your rule.

You can point, speak, draw, or write. Adults can note any help they give.



WORKSHEET OUTPOST | Kindergarten Math — Supported

Extra practice: sort by shape

Success criteria
I can sort the objects into groups and count how many are in each group.

OW-K-090 E2 | Five questions

Name: _____ Date: _____

Work with a partner. Build a model, then say or write your answer.

1. Circle all triangles. How many did you circle?

□ △ △ □ △ ○

2. Circle all triangles. How many did you circle?

□ □ △ ○ □ □
○

3. Circle all triangles. How many did you circle?

□ □ △ ○ ○ □
△ ○ ○

4. Circle all triangles. How many did you circle?

□ △ △ ○ △ △
○ ○

5. Draw three objects. Sort them into groups and explain your rule.

You can point, speak, draw, or write. Adults can note any help they give.



WORKSHEET OUTPOST | Kindergarten Math — Supported

Extra practice: sort by shape

Success criteria
I can sort the objects into groups and count how many are in each group.

OW-K-090 E3 | Five questions

Name: _____ Date: _____

Work with a helper. Use objects, a number line, or a drawing to solve each problem.

1. Circle all triangles. How many did you circle?

□ △ △ □ △ ○

2. Circle all triangles. How many did you circle?

□ □ △ ○ □ □
○

3. Circle all triangles. How many did you circle?

□ □ △ ○ ○ □
△ ○ ○

4. Circle all triangles. How many did you circle?

□ △ △ ○ △ △
○ ○

5. Draw three objects. Sort them into groups and explain your rule.

You can point, speak, draw, or write. Adults can note any help they give.



WORKSHEET OUTPOST | Kindergarten Math — Supported

Extra practice: sort by shape

Success criteria
I can sort the objects into groups and count how many are in each group.

OW-K-090 E4 | Five questions

Name: _____ Date: _____

Ask an adult to show you how to start. Then finish the problem together.

1. Circle all triangles. How many did you circle?

□ △ △ □ △ ○

2. Circle all triangles. How many did you circle?

□ □ △ ○ □ □

○

3. Circle all triangles. How many did you circle?

□ □ △ ○ ○ □

△ ○ ○

4. Circle all triangles. How many did you circle?

□ △ △ ○ △ △

○ ○

5. Draw three objects. Sort them into groups and explain your rule.

You can point, speak, draw, or write. Adults can note any help they give.



WORKSHEET OUTPOST | Kindergarten Math — Supported

Extra practice: sort by shape

Success criteria
I can sort the objects into groups and count how many are in each group.

OW-K-090 E5 | Five questions

Name: _____ Date: _____

Try each problem. Tell an adult how you solved it. The adult can write down your answers.

1. Circle all triangles. How many did you circle?

□ △ △ □ △ ○

2. Circle all triangles. How many did you circle?

□ □ △ ○ □ □

○

3. Circle all triangles. How many did you circle?

□ □ △ ○ ○ □

△ ○ ○

4. Circle all triangles. How many did you circle?

□ △ △ ○ △ △

○ ○

5. Draw three objects. Sort them into groups and explain your rule.

You can point, speak, draw, or write. Adults can note any help they give.



WORKSHEET OUTPOST | Kindergarten Math — Supported

How many objects are in each group?

Success criteria
I can sort objects into groups and count each group.

OW-K-091 E1 | Five questions

Name: _____ Date: _____

Listen as an adult reads each question. Use counters or draw a picture to solve it.

1. Count the squares, triangles, and circles. Write how many of each you see.

□ △ △ □ △ ○

2. Count the squares, triangles, and circles. Write how many of each you see.

□ □ △ ○ □ □
○

3. Count the squares, triangles, and circles. Write how many of each you see.

□ □ △ ○ ○ □
△ ○ ○

4. Count the squares, triangles, and circles. Write how many of each you see.

□ △ △ ○ △ △
○ ○

5. Draw three objects. Sort them into groups and explain your rule.

You can point, speak, draw, or write. Adults can note any help they give.



WORKSHEET OUTPOST | Kindergarten Math — Supported

How many objects are in each group?

Success criteria
I can sort objects into groups and count each group.

OW-K-091 E2 | Five questions

Name: _____ Date: _____

Work with a partner. Build a model, then say or write your answer.

1. Count the squares, triangles, and circles. Write how many of each you see.

□ △ △ □ △ ○

2. Count the squares, triangles, and circles. Write how many of each you see.

□ □ △ ○ □ □

○

3. Count the squares, triangles, and circles. Write how many of each you see.

□ □ △ ○ ○ □

△ ○ ○

4. Count the squares, triangles, and circles. Write how many of each you see.

□ △ △ ○ △ △

○ ○

5. Draw three objects. Sort them into groups and explain your rule.

You can point, speak, draw, or write. Adults can note any help they give.



WORKSHEET OUTPOST | Kindergarten Math — Supported

How many objects are in each group?

Success criteria
I can sort objects into groups and count each group.

OW-K-091 E3 | Five questions

Name: _____ Date: _____

Work with a helper. Use objects, a number line, or a drawing to solve each problem.

1. Count the squares, triangles, and circles. Write how many of each you see.

□ △ △ □ △ ○

2. Count the squares, triangles, and circles. Write how many of each you see.

□ □ △ ○ □ □
○

3. Count the squares, triangles, and circles. Write how many of each you see.

□ □ △ ○ ○ □
△ ○ ○

4. Count the squares, triangles, and circles. Write how many of each you see.

□ △ △ ○ △ △
○ ○

5. Draw three objects. Sort them into groups and explain your rule.

You can point, speak, draw, or write. Adults can note any help they give.



WORKSHEET OUTPOST | Kindergarten Math — Supported

How many objects are in each group?

Success criteria
I can sort objects into groups and count each group.

OW-K-091 E4 | Five questions

Name: _____ Date: _____

Ask an adult to show you how to start. Then finish the problem together.

1. Count the squares, triangles, and circles. Write how many of each you see.

□ △ △ □ △ ○

2. Count the squares, triangles, and circles. Write how many of each you see.

□ □ △ ○ □ □

○

3. Count the squares, triangles, and circles. Write how many of each you see.

□ □ △ ○ ○ □

△ ○ ○

4. Count the squares, triangles, and circles. Write how many of each you see.

□ △ △ ○ △ △

○ ○

5. Draw three objects. Sort them into groups and explain your rule.

You can point, speak, draw, or write. Adults can note any help they give.



WORKSHEET OUTPOST | Kindergarten Math — Supported

How many objects are in each group?

Success criteria
I can sort objects into groups and count each group.

OW-K-091 E5 | Five questions

Name: _____ Date: _____

Try each problem. Tell an adult how you solved it. The adult can write down your answers.

1. Count the squares, triangles, and circles. Write how many of each you see.

□ △ △ □ △ ○

2. Count the squares, triangles, and circles. Write how many of each you see.

□ □ △ ○ □ □
○

3. Count the squares, triangles, and circles. Write how many of each you see.

□ □ △ ○ ○ □
△ ○ ○

4. Count the squares, triangles, and circles. Write how many of each you see.

□ △ △ ○ △ △
○ ○

5. Draw three objects. Sort them into groups and explain your rule.

You can point, speak, draw, or write. Adults can note any help they give.



WORKSHEET OUTPOST | Kindergarten Math — Supported

Sorting by a shared feature

Success criteria
I can sort the objects into groups and count how many are in each group.

OW-K-092 E1 | Five questions

Name: _____ Date: _____

Listen as an adult reads each question. Use counters or draw a picture to solve it.

1. Circle all triangles. How many did you circle?

□ △ △ □ △ ○

2. Circle all triangles. How many did you circle?

□ □ △ ○ □ □

○

3. Circle all triangles. How many did you circle?

□ □ △ ○ ○ □

△ ○ ○

4. Circle all triangles. How many did you circle?

□ △ △ ○ △ △

○ ○

5. Draw three objects. Sort them into groups and explain your rule.

You can point, speak, draw, or write. Adults can note any help they give.



WORKSHEET OUTPOST | Kindergarten Math — Supported

Sorting by a shared feature

Success criteria
I can sort the objects into groups and count how many are in each group.

OW-K-092 E2 | Five questions

Name: _____ Date: _____

Work with a partner. Build a model, then say or write your answer.

1. Circle all triangles. How many did you circle?

□ △ △ □ △ ○

2. Circle all triangles. How many did you circle?

□ □ △ ○ □ □
○

3. Circle all triangles. How many did you circle?

□ □ △ ○ ○ □
△ ○ ○

4. Circle all triangles. How many did you circle?

□ △ △ ○ △ △
○ ○

5. Draw three objects. Sort them into groups and explain your rule.

You can point, speak, draw, or write. Adults can note any help they give.



WORKSHEET OUTPOST | Kindergarten Math — Supported

Sorting by a shared feature

Success criteria
I can sort the objects into groups and count how many are in each group.

OW-K-092 E3 | Five questions

Name: _____ Date: _____

Work with a helper. Use objects, a number line, or a drawing to solve each problem.

1. Circle all triangles. How many did you circle?

□ △ △ □ △ ○

2. Circle all triangles. How many did you circle?

□ □ △ ○ □ □
○

3. Circle all triangles. How many did you circle?

□ □ △ ○ ○ □
△ ○ ○

4. Circle all triangles. How many did you circle?

□ △ △ ○ △ △
○ ○

5. Draw three objects. Sort them into groups and explain your rule.

You can point, speak, draw, or write. Adults can note any help they give.



WORKSHEET OUTPOST | Kindergarten Math — Supported

Sorting by a shared feature

OW-K-092 E4 | Five questions

Success criteria

I can sort the objects into groups and count how many are in each group.

Name: _____ Date: _____

Ask an adult to show you how to start. Then finish the problem together.

1. Circle all triangles. How many did you circle?



2. Circle all triangles. How many did you circle?



3. Circle all triangles. How many did you circle?

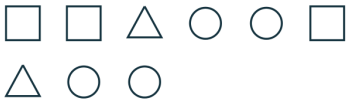

4. Circle all triangles. How many did you circle?



5. Draw three objects. Sort them into groups and explain your rule.

You can point, speak, draw, or write. Adults can note any help they give.



WORKSHEET OUTPOST | Kindergarten Math — Supported

Sorting by a shared feature

OW-K-092 E5 | Five questions

Success criteria

I can sort the objects into groups and count how many are in each group.

Name: _____ Date: _____

Try each problem. Tell an adult how you solved it. The adult can write down your answers.

1. Circle all triangles. How many did you circle?

□ △ △ □ △ ○

2. Circle all triangles. How many did you circle?

□ □ △ ○ □ □

○

3. Circle all triangles. How many did you circle?

□ □ △ ○ ○ □

△ ○ ○

4. Circle all triangles. How many did you circle?

□ △ △ ○ △ △

○ ○

5. Draw three objects. Sort them into groups and explain your rule.

You can point, speak, draw, or write. Adults can note any help they give.



WORKSHEET OUTPOST | Kindergarten Math — Supported

Break eight and nine into parts

Success criteria
I can show two parts that make the same whole.

OW-K-093 E1 | Five questions

Name: _____ Date: _____

Listen as an adult reads each question. Use counters or draw a picture to solve it.

1. The whole is 8. One part is 1. Find the other part. Show your answer with a drawing.

2. The whole is 9. One part is 2. Find the other part. Show your answer with a drawing.

3. The whole is 8. One part is 3. Find the other part. Show your answer with a drawing.

4. The whole is 9. One part is 4. Find the other part. Show your answer with a drawing.

5. Write a problem like question 1 with new numbers or objects. Solve it and show your work.

You can point, speak, draw, or write. Adults can note any help they give.



WORKSHEET OUTPOST | Kindergarten Math — Supported

Break eight and nine into parts

Success criteria
I can show two parts that make the same whole.

OW-K-093 E2 | Five questions

Name: _____ Date: _____

Work with a partner. Build a model, then say or write your answer.

1. The whole is 8. One part is 1. Find the other part. Show your answer with a drawing.

2. The whole is 9. One part is 2. Find the other part. Show your answer with a drawing.

3. The whole is 8. One part is 3. Find the other part. Show your answer with a drawing.

4. The whole is 9. One part is 4. Find the other part. Show your answer with a drawing.

5. Write a problem like question 1 with new numbers or objects. Solve it and show your work.

You can point, speak, draw, or write. Adults can note any help they give.



WORKSHEET OUTPOST | Kindergarten Math — Supported

Break eight and nine into parts

Success criteria
I can show two parts that make the same whole.

OW-K-093 E3 | Five questions

Name: _____ Date: _____

Work with a helper. Use objects, a number line, or a drawing to solve each problem.

1. The whole is 8. One part is 1. Find the other part. Show your answer with a drawing.

2. The whole is 9. One part is 2. Find the other part. Show your answer with a drawing.

3. The whole is 8. One part is 3. Find the other part. Show your answer with a drawing.

4. The whole is 9. One part is 4. Find the other part. Show your answer with a drawing.

5. Write a problem like question 1 with new numbers or objects. Solve it and show your work.

You can point, speak, draw, or write. Adults can note any help they give.



WORKSHEET OUTPOST | Kindergarten Math — Supported

Break eight and nine into parts

OW-K-093 E4 | Five questions

Success criteria
I can show two parts that make the same whole.

Name: _____ Date: _____

Ask an adult to show you how to start. Then finish the problem together.

1. The whole is 8. One part is 1. Find the other part. Show your answer with a drawing.

2. The whole is 9. One part is 2. Find the other part. Show your answer with a drawing.

3. The whole is 8. One part is 3. Find the other part. Show your answer with a drawing.

4. The whole is 9. One part is 4. Find the other part. Show your answer with a drawing.

5. Write a problem like question 1 with new numbers or objects. Solve it and show your work.

You can point, speak, draw, or write. Adults can note any help they give.



WORKSHEET OUTPOST | Kindergarten Math — Supported

Break eight and nine into parts

Success criteria
I can show two parts that make the same whole.

OW-K-093 E5 | Five questions

Name: _____ Date: _____

Try each problem. Tell an adult how you solved it. The adult can write down your answers.

1. The whole is 8. One part is 1. Find the other part. Show your answer with a drawing.

2. The whole is 9. One part is 2. Find the other part. Show your answer with a drawing.

3. The whole is 8. One part is 3. Find the other part. Show your answer with a drawing.

4. The whole is 9. One part is 4. Find the other part. Show your answer with a drawing.

5. Write a problem like question 1 with new numbers or objects. Solve it and show your work.

You can point, speak, draw, or write. Adults can note any help they give.



WORKSHEET OUTPOST | Kindergarten Math — Supported

Break five into parts

Success criteria
I can show two parts that make the same whole.

OW-K-094 E1 | Five questions

Name: _____ Date: _____

Listen as an adult reads each question. Use counters or draw a picture to solve it.

1. 1 + ____ = 5
5 - 1 = ____

2. 2 + ____ = 5
5 - 2 = ____

3. 3 + ____ = 5
5 - 3 = ____

4. 4 + ____ = 5
5 - 4 = ____

5. Write a problem like question 1 with new numbers or objects. Solve it and show your work.

You can point, speak, draw, or write. Adults can note any help they give.



WORKSHEET OUTPOST | Kindergarten Math — Supported

Break five into parts

Success criteria
I can show two parts that make the same whole.

OW-K-094 E2 | Five questions

Name: _____ Date: _____

Work with a partner. Build a model, then say or write your answer.

1. 1 + ____ = 5
5 - 1 = ____

2. 2 + ____ = 5
5 - 2 = ____

3. 3 + ____ = 5
5 - 3 = ____

4. 4 + ____ = 5
5 - 4 = ____

5. Write a problem like question 1 with new numbers or objects. Solve it and show your work.

You can point, speak, draw, or write. Adults can note any help they give.



WORKSHEET OUTPOST | Kindergarten Math — Supported

Break five into parts

Success criteria
I can show two parts that make the same whole.

OW-K-094 E3 | Five questions

Name: _____ Date: _____

Work with a helper. Use objects, a number line, or a drawing to solve each problem.

1. 1 + ____ = 5
5 - 1 = ____

2. 2 + ____ = 5
5 - 2 = ____

3. 3 + ____ = 5
5 - 3 = ____

4. 4 + ____ = 5
5 - 4 = ____

5. Write a problem like question 1 with new numbers or objects. Solve it and show your work.

You can point, speak, draw, or write. Adults can note any help they give.



WORKSHEET OUTPOST | Kindergarten Math — Supported

Break five into parts

Success criteria
I can show two parts that make the same whole.

OW-K-094 E4 | Five questions

Name: _____ Date: _____

Ask an adult to show you how to start. Then finish the problem together.

1. 1 + ____ = 5
5 - 1 = ____

2. 2 + ____ = 5
5 - 2 = ____

3. 3 + ____ = 5
5 - 3 = ____

4. 4 + ____ = 5
5 - 4 = ____

5. Write a problem like question 1 with new numbers or objects. Solve it and show your work.

You can point, speak, draw, or write. Adults can note any help they give.



WORKSHEET OUTPOST | Kindergarten Math — Supported

Break five into parts

Success criteria
I can show two parts that make the same whole.

OW-K-094 E5 | Five questions

Name: _____ Date: _____

Try each problem. Tell an adult how you solved it. The adult can write down your answers.

1. 1 + ____ = 5
5 - 1 = ____

2. 2 + ____ = 5
5 - 2 = ____

3. 3 + ____ = 5
5 - 3 = ____

4. 4 + ____ = 5
5 - 4 = ____

5. Write a problem like question 1 with new numbers or objects. Solve it and show your work.

You can point, speak, draw, or write. Adults can note any help they give.



WORKSHEET OUTPOST | Kindergarten Math — Supported

Break six and seven into parts

Success criteria
I can show two parts that make the same whole.

OW-K-095 E1 | Five questions

Name: _____ Date: _____

Listen as an adult reads each question. Use counters or draw a picture to solve it.

1. The whole is 6. One part is 1. Find the other part. Show your answer with a drawing.

2. The whole is 7. One part is 2. Find the other part. Show your answer with a drawing.

3. The whole is 6. One part is 3. Find the other part. Show your answer with a drawing.

4. The whole is 7. One part is 4. Find the other part. Show your answer with a drawing.

5. Write a problem like question 1 with new numbers or objects. Solve it and show your work.

You can point, speak, draw, or write. Adults can note any help they give.



WORKSHEET OUTPOST | Kindergarten Math — Supported

Break six and seven into parts

Success criteria
I can show two parts that make the same whole.

OW-K-095 E2 | Five questions

Name: _____ Date: _____

Work with a partner. Build a model, then say or write your answer.

1. The whole is 6. One part is 1. Find the other part. Show your answer with a drawing.

2. The whole is 7. One part is 2. Find the other part. Show your answer with a drawing.

3. The whole is 6. One part is 3. Find the other part. Show your answer with a drawing.

4. The whole is 7. One part is 4. Find the other part. Show your answer with a drawing.

5. Write a problem like question 1 with new numbers or objects. Solve it and show your work.

You can point, speak, draw, or write. Adults can note any help they give.



WORKSHEET OUTPOST | Kindergarten Math — Supported

Break six and seven into parts

Success criteria
I can show two parts that make the same whole.

OW-K-095 E3 | Five questions

Name: _____ Date: _____

Work with a helper. Use objects, a number line, or a drawing to solve each problem.

1. The whole is 6. One part is 1. Find the other part. Show your answer with a drawing.

2. The whole is 7. One part is 2. Find the other part. Show your answer with a drawing.

3. The whole is 6. One part is 3. Find the other part. Show your answer with a drawing.

4. The whole is 7. One part is 4. Find the other part. Show your answer with a drawing.

5. Write a problem like question 1 with new numbers or objects. Solve it and show your work.

You can point, speak, draw, or write. Adults can note any help they give.



WORKSHEET OUTPOST | Kindergarten Math — Supported

Break six and seven into parts

Success criteria
I can show two parts that make the same whole.

OW-K-095 E4 | Five questions

Name: _____ Date: _____

Ask an adult to show you how to start. Then finish the problem together.

1. The whole is 6. One part is 1. Find the other part. Show your answer with a drawing.

2. The whole is 7. One part is 2. Find the other part. Show your answer with a drawing.

3. The whole is 6. One part is 3. Find the other part. Show your answer with a drawing.

4. The whole is 7. One part is 4. Find the other part. Show your answer with a drawing.

5. Write a problem like question 1 with new numbers or objects. Solve it and show your work.

You can point, speak, draw, or write. Adults can note any help they give.



WORKSHEET OUTPOST | Kindergarten Math — Supported

Break six and seven into parts

Success criteria
I can show two parts that make the same whole.

OW-K-095 E5 | Five questions

Name: _____ Date: _____

Try each problem. Tell an adult how you solved it. The adult can write down your answers.

1. The whole is 6. One part is 1. Find the other part. Show your answer with a drawing.

2. The whole is 7. One part is 2. Find the other part. Show your answer with a drawing.

3. The whole is 6. One part is 3. Find the other part. Show your answer with a drawing.

4. The whole is 7. One part is 4. Find the other part. Show your answer with a drawing.

5. Write a problem like question 1 with new numbers or objects. Solve it and show your work.

You can point, speak, draw, or write. Adults can note any help they give.



WORKSHEET OUTPOST | Kindergarten Math — Supported

Connect a sum and a difference

Success criteria
I can show two parts that make the same whole.

OW-K-096 E1 | Five questions

Name: _____ Date: _____

Listen as an adult reads each question. Use counters or draw a picture to solve it.

1. Use 1, 4, and 5 to write an addition and a subtraction fact.

2. Use 2, 3, and 5 to write an addition and a subtraction fact.

3. Use 3, 2, and 5 to write an addition and a subtraction fact.

4. Use 4, 1, and 5 to write an addition and a subtraction fact.

5. Write a problem like question 1 with new numbers or objects. Solve it and show your work.

You can point, speak, draw, or write. Adults can note any help they give.



WORKSHEET OUTPOST | Kindergarten Math — Supported

Connect a sum and a difference

Success criteria
I can show two parts that make the same whole.

OW-K-096 E2 | Five questions

Name: _____ Date: _____

Work with a partner. Build a model, then say or write your answer.

1. Use 1, 4, and 5 to write an addition and a subtraction fact.

2. Use 2, 3, and 5 to write an addition and a subtraction fact.

3. Use 3, 2, and 5 to write an addition and a subtraction fact.

4. Use 4, 1, and 5 to write an addition and a subtraction fact.

5. Write a problem like question 1 with new numbers or objects. Solve it and show your work.

You can point, speak, draw, or write. Adults can note any help they give.



WORKSHEET OUTPOST | Kindergarten Math — Supported

Connect a sum and a difference

Success criteria
I can show two parts that make the same whole.

OW-K-096 E3 | Five questions

Name: _____ Date: _____

Work with a helper. Use objects, a number line, or a drawing to solve each problem.

1. Use 1, 4, and 5 to write an addition and a subtraction fact.

2. Use 2, 3, and 5 to write an addition and a subtraction fact.

3. Use 3, 2, and 5 to write an addition and a subtraction fact.

4. Use 4, 1, and 5 to write an addition and a subtraction fact.

5. Write a problem like question 1 with new numbers or objects. Solve it and show your work.

You can point, speak, draw, or write. Adults can note any help they give.



WORKSHEET OUTPOST | Kindergarten Math — Supported

Connect a sum and a difference

Success criteria
I can show two parts that make the same whole.

OW-K-096 E4 | Five questions

Name: _____ Date: _____

Ask an adult to show you how to start. Then finish the problem together.

1. Use 1, 4, and 5 to write an addition and a subtraction fact.

2. Use 2, 3, and 5 to write an addition and a subtraction fact.

3. Use 3, 2, and 5 to write an addition and a subtraction fact.

4. Use 4, 1, and 5 to write an addition and a subtraction fact.

5. Write a problem like question 1 with new numbers or objects. Solve it and show your work.

You can point, speak, draw, or write. Adults can note any help they give.



WORKSHEET OUTPOST | Kindergarten Math — Supported

Connect a sum and a difference

Success criteria
I can show two parts that make the same whole.

OW-K-096 E5 | Five questions

Name: _____ Date: _____

Try each problem. Tell an adult how you solved it. The adult can write down your answers.

1. Use 1, 4, and 5 to write an addition and a subtraction fact.

2. Use 2, 3, and 5 to write an addition and a subtraction fact.

3. Use 3, 2, and 5 to write an addition and a subtraction fact.

4. Use 4, 1, and 5 to write an addition and a subtraction fact.

5. Write a problem like question 1 with new numbers or objects. Solve it and show your work.

You can point, speak, draw, or write. Adults can note any help they give.



WORKSHEET OUTPOST | Kindergarten Math — Supported

Explain how the parts make the whole

OW-K-097 E1 | Five questions

Success criteria

I can show what happens when I put groups together or take some away.

Name: _____ Date: _____

Listen as an adult reads each question. Use counters or draw a picture to solve it.

1. Lee says 1 and 4 make 6. Use a drawing to check.

2. Lee says 2 and 3 make 6. Use a drawing to check.

3. Lee says 3 and 2 make 6. Use a drawing to check.

4. Lee says 4 and 1 make 6. Use a drawing to check.

5. Write a problem like question 1 with new numbers or objects. Solve it and show your work.

You can point, speak, draw, or write. Adults can note any help they give.



WORKSHEET OUTPOST | Kindergarten Math — Supported

Explain how the parts make the whole

OW-K-097 E2 | Five questions

Name: _____ Date: _____

Success criteria

I can show what happens when I put groups together or take some away.

Work with a partner. Build a model, then say or write your answer.

1. Lee says 1 and 4 make 6. Use a drawing to check.

2. Lee says 2 and 3 make 6. Use a drawing to check.

3. Lee says 3 and 2 make 6. Use a drawing to check.

4. Lee says 4 and 1 make 6. Use a drawing to check.

5. Write a problem like question 1 with new numbers or objects. Solve it and show your work.

You can point, speak, draw, or write. Adults can note any help they give.



WORKSHEET OUTPOST | Kindergarten Math — Supported

Explain how the parts make the whole

OW-K-097 E3 | Five questions

Success criteria

I can show what happens when I put groups together or take some away.

Name: _____ Date: _____

Work with a helper. Use objects, a number line, or a drawing to solve each problem.

1. Lee says 1 and 4 make 6. Use a drawing to check.

2. Lee says 2 and 3 make 6. Use a drawing to check.

3. Lee says 3 and 2 make 6. Use a drawing to check.

4. Lee says 4 and 1 make 6. Use a drawing to check.

5. Write a problem like question 1 with new numbers or objects. Solve it and show your work.

You can point, speak, draw, or write. Adults can note any help they give.



WORKSHEET OUTPOST | Kindergarten Math — Supported

Explain how the parts make the whole

OW-K-097 E4 | Five questions

Success criteria

I can show what happens when I put groups together or take some away.

Name: _____ Date: _____

Ask an adult to show you how to start. Then finish the problem together.

1. Lee says 1 and 4 make 6. Use a drawing to check.

2. Lee says 2 and 3 make 6. Use a drawing to check.

3. Lee says 3 and 2 make 6. Use a drawing to check.

4. Lee says 4 and 1 make 6. Use a drawing to check.

5. Write a problem like question 1 with new numbers or objects. Solve it and show your work.

You can point, speak, draw, or write. Adults can note any help they give.



WORKSHEET OUTPOST | Kindergarten Math — Supported

Explain how the parts make the whole

OW-K-097 E5 | Five questions

Success criteria
I can show what happens when I put groups together or take some away.

Name: _____ Date: _____

Try each problem. Tell an adult how you solved it. The adult can write down your answers.

1. Lee says 1 and 4 make 6. Use a drawing to check.

2. Lee says 2 and 3 make 6. Use a drawing to check.

3. Lee says 3 and 2 make 6. Use a drawing to check.

4. Lee says 4 and 1 make 6. Use a drawing to check.

5. Write a problem like question 1 with new numbers or objects. Solve it and show your work.

You can point, speak, draw, or write. Adults can note any help they give.



WORKSHEET OUTPOST | Kindergarten Math — Supported

Extra practice: find missing parts of 10

OW-K-098 E1 | Five questions

Success criteria

I can find how many more I need to make ten.

Name: _____ Date: _____

Listen as an adult reads each question. Use counters or draw a picture to solve it.

1. 10 = ___ + 3. Show how you know.

2. 10 = ___ + 4. Show how you know.

3. 10 = ___ + 5. Show how you know.

4. 10 = ___ + 6. Show how you know.

5. Write a problem like question 1 with new numbers or objects. Solve it and show your work.

You can point, speak, draw, or write. Adults can note any help they give.



WORKSHEET OUTPOST | Kindergarten Math — Supported

Extra practice: find missing parts of 10

OW-K-098 E2 | Five questions

Name: _____ Date: _____

Success criteria

I can find how many more I need to make ten.

Work with a partner. Build a model, then say or write your answer.

1. 10 = ___ + 3. Show how you know.

2. 10 = ___ + 4. Show how you know.

3. 10 = ___ + 5. Show how you know.

4. 10 = ___ + 6. Show how you know.

5. Write a problem like question 1 with new numbers or objects. Solve it and show your work.

You can point, speak, draw, or write. Adults can note any help they give.



WORKSHEET OUTPOST | Kindergarten Math — Supported

Extra practice: find missing parts of 10

OW-K-098 E3 | Five questions

Name: _____ Date: _____

Success criteria

I can find how many more I need to make ten.

Work with a helper. Use objects, a number line, or a drawing to solve each problem.

1. 10 = ___ + 3. Show how you know.

2. 10 = ___ + 4. Show how you know.

3. 10 = ___ + 5. Show how you know.

4. 10 = ___ + 6. Show how you know.

5. Write a problem like question 1 with new numbers or objects. Solve it and show your work.

You can point, speak, draw, or write. Adults can note any help they give.



WORKSHEET OUTPOST | Kindergarten Math — Supported

Extra practice: find missing parts of 10

OW-K-098 E4 | Five questions

Success criteria

I can find how many more I need to make ten.

Name: _____ Date: _____

Ask an adult to show you how to start. Then finish the problem together.

1. 10 = ___ + 3. Show how you know.

2. 10 = ___ + 4. Show how you know.

3. 10 = ___ + 5. Show how you know.

4. 10 = ___ + 6. Show how you know.

5. Write a problem like question 1 with new numbers or objects. Solve it and show your work.

You can point, speak, draw, or write. Adults can note any help they give.



WORKSHEET OUTPOST | Kindergarten Math — Supported

Extra practice: find missing parts of 10

OW-K-098 E5 | Five questions

Success criteria

I can find how many more I need to make ten.

Name: _____ Date: _____

Try each problem. Tell an adult how you solved it. The adult can write down your answers.

1. 10 = ___ + 3. Show how you know.

2. 10 = ___ + 4. Show how you know.

3. 10 = ___ + 5. Show how you know.

4. 10 = ___ + 6. Show how you know.

5. Write a problem like question 1 with new numbers or objects. Solve it and show your work.

You can point, speak, draw, or write. Adults can note any help they give.



WORKSHEET OUTPOST | Kindergarten Math — Supported

Extra practice: find ways to make 10

OW-K-099 E1 | Five questions

Success criteria
I can find how many more I need to make ten.

Name: _____ Date: _____

Listen as an adult reads each question. Use counters or draw a picture to solve it.

1. Make 10: 1 + ___ = 10. Use the ten-frame.



2. Make 10: 2 + ___ = 10. Use the ten-frame.

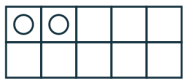

3. Make 10: 3 + ___ = 10. Use the ten-frame.



4. Make 10: 4 + ___ = 10. Use the ten-frame.

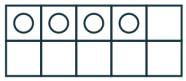

5. Write a problem like question 1 with new numbers or objects. Solve it and show your work.

You can point, speak, draw, or write. Adults can note any help they give.



WORKSHEET OUTPOST | Kindergarten Math — Supported

Extra practice: find ways to make 10

OW-K-099 E2 | Five questions

Success criteria
I can find how many more I need to make ten.

Name: _____ Date: _____

Work with a partner. Build a model, then say or write your answer.

1. Make 10: 1 + ___ = 10. Use the ten-frame.



2. Make 10: 2 + ___ = 10. Use the ten-frame.

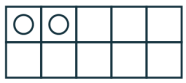

3. Make 10: 3 + ___ = 10. Use the ten-frame.



4. Make 10: 4 + ___ = 10. Use the ten-frame.

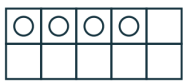

5. Write a problem like question 1 with new numbers or objects. Solve it and show your work.

You can point, speak, draw, or write. Adults can note any help they give.



WORKSHEET OUTPOST | Kindergarten Math — Supported

Extra practice: find ways to make 10

OW-K-099 E3 | Five questions

Success criteria
I can find how many more I need to make ten.

Name: _____ Date: _____

Work with a helper. Use objects, a number line, or a drawing to solve each problem.

1. Make 10: 1 + ___ = 10. Use the ten-frame.



2. Make 10: 2 + ___ = 10. Use the ten-frame.

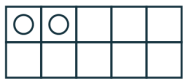

3. Make 10: 3 + ___ = 10. Use the ten-frame.



4. Make 10: 4 + ___ = 10. Use the ten-frame.

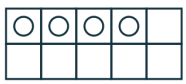

5. Write a problem like question 1 with new numbers or objects. Solve it and show your work.

You can point, speak, draw, or write. Adults can note any help they give.



WORKSHEET OUTPOST | Kindergarten Math — Supported

Extra practice: find ways to make 10

OW-K-099 E4 | Five questions

Success criteria

I can find how many more I need to make ten.

Name: _____ Date: _____

Ask an adult to show you how to start. Then finish the problem together.

1. Make 10: 1 + ___ = 10. Use the ten-frame.



2. Make 10: 2 + ___ = 10. Use the ten-frame.

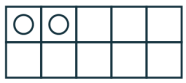

3. Make 10: 3 + ___ = 10. Use the ten-frame.



4. Make 10: 4 + ___ = 10. Use the ten-frame.

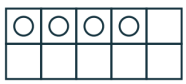

5. Write a problem like question 1 with new numbers or objects. Solve it and show your work.

You can point, speak, draw, or write. Adults can note any help they give.



WORKSHEET OUTPOST | Kindergarten Math — Supported

Extra practice: find ways to make 10

OW-K-099 E5 | Five questions

Success criteria
I can find how many more I need to make ten.

Name: _____ Date: _____

Try each problem. Tell an adult how you solved it. The adult can write down your answers.

1. Make 10: 1 + ___ = 10. Use the ten-frame.



2. Make 10: 2 + ___ = 10. Use the ten-frame.

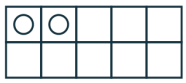

3. Make 10: 3 + ___ = 10. Use the ten-frame.



4. Make 10: 4 + ___ = 10. Use the ten-frame.

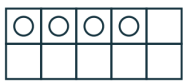

5. Write a problem like question 1 with new numbers or objects. Solve it and show your work.

You can point, speak, draw, or write. Adults can note any help they give.



WORKSHEET OUTPOST | Kindergarten Math — Supported

Extra practice: make 5 and use related facts

OW-K-100 E1 | Five questions

Success criteria

I can show two parts that make the same whole.

Name: _____ Date: _____

Listen as an adult reads each question. Use counters or draw a picture to solve it.

1. 1 + ____ = 5
   5 - 1 = ____

2. 2 + ____ = 5
   5 - 2 = ____

3. 3 + ____ = 5
   5 - 3 = ____

4. 4 + ____ = 5
   5 - 4 = ____

5. Write a problem like question 1 with new numbers or objects. Solve it and show your work.

You can point, speak, draw, or write. Adults can note any help they give.



WORKSHEET OUTPOST | Kindergarten Math — Supported

Extra practice: make 5 and use related facts

OW-K-100 E2 | Five questions

Name: _____ Date: _____

Success criteria

I can show two parts that make the same whole.

Work with a partner. Build a model, then say or write your answer.

1. 1 + ____ = 5
5 - 1 = ____

2. 2 + ____ = 5
5 - 2 = ____

3. 3 + ____ = 5
5 - 3 = ____

4. 4 + ____ = 5
5 - 4 = ____

5. Write a problem like question 1 with new numbers or objects. Solve it and show your work.

You can point, speak, draw, or write. Adults can note any help they give.



WORKSHEET OUTPOST | Kindergarten Math — Supported

Extra practice: make 5 and use related facts

OW-K-100 E3 | Five questions

Success criteria

I can show two parts that make the same whole.

Name: _____ Date: _____

Work with a helper. Use objects, a number line, or a drawing to solve each problem.

1. 1 + ____ = 5
   5 - 1 = ____

2. 2 + ____ = 5
   5 - 2 = ____

3. 3 + ____ = 5
   5 - 3 = ____

4. 4 + ____ = 5
   5 - 4 = ____

5. Write a problem like question 1 with new numbers or objects. Solve it and show your work.

You can point, speak, draw, or write. Adults can note any help they give.



WORKSHEET OUTPOST | Kindergarten Math — Supported

Extra practice: make 5 and use related facts

OW-K-100 E4 | Five questions

Success criteria

I can show two parts that make the same whole.

Name: _____ Date: _____

Ask an adult to show you how to start. Then finish the problem together.

1. 1 + ____ = 5
   5 - 1 = ____

2. 2 + ____ = 5
   5 - 2 = ____

3. 3 + ____ = 5
   5 - 3 = ____

4. 4 + ____ = 5
   5 - 4 = ____

5. Write a problem like question 1 with new numbers or objects. Solve it and show your work.

You can point, speak, draw, or write. Adults can note any help they give.



WORKSHEET OUTPOST | Kindergarten Math — Supported

Extra practice: make 5 and use related facts

OW-K-100 E5 | Five questions

Success criteria

I can show two parts that make the same whole.

Name: _____ Date: _____

Try each problem. Tell an adult how you solved it. The adult can write down your answers.

1. 1 + ____ = 5
   5 - 1 = ____

2. 2 + ____ = 5
   5 - 2 = ____

3. 3 + ____ = 5
   5 - 3 = ____

4. 4 + ____ = 5
   5 - 4 = ____

5. Write a problem like question 1 with new numbers or objects. Solve it and show your work.

You can point, speak, draw, or write. Adults can note any help they give.



WORKSHEET OUTPOST | Kindergarten Math — Supported

Extra practice: make 6 and 7

Success criteria
I can show two parts that make the same whole.

OW-K-101 E1 | Five questions

Name: _____ Date: _____

Listen as an adult reads each question. Use counters or draw a picture to solve it.

1. The whole is 6. One part is 1. Find the other part. Show your answer with a drawing.

2. The whole is 7. One part is 2. Find the other part. Show your answer with a drawing.

3. The whole is 6. One part is 3. Find the other part. Show your answer with a drawing.

4. The whole is 7. One part is 4. Find the other part. Show your answer with a drawing.

5. Write a problem like question 1 with new numbers or objects. Solve it and show your work.

You can point, speak, draw, or write. Adults can note any help they give.



WORKSHEET OUTPOST | Kindergarten Math — Supported

Extra practice: make 6 and 7

Success criteria
I can show two parts that make the same whole.

OW-K-101 E2 | Five questions

Name: _____ Date: _____

Work with a partner. Build a model, then say or write your answer.

1. The whole is 6. One part is 1. Find the other part. Show your answer with a drawing.

2. The whole is 7. One part is 2. Find the other part. Show your answer with a drawing.

3. The whole is 6. One part is 3. Find the other part. Show your answer with a drawing.

4. The whole is 7. One part is 4. Find the other part. Show your answer with a drawing.

5. Write a problem like question 1 with new numbers or objects. Solve it and show your work.

You can point, speak, draw, or write. Adults can note any help they give.



WORKSHEET OUTPOST | Kindergarten Math — Supported

Extra practice: make 6 and 7

Success criteria
I can show two parts that make the same whole.

OW-K-101 E3 | Five questions

Name: _____ Date: _____

Work with a helper. Use objects, a number line, or a drawing to solve each problem.

1. The whole is 6. One part is 1. Find the other part. Show your answer with a drawing.

2. The whole is 7. One part is 2. Find the other part. Show your answer with a drawing.

3. The whole is 6. One part is 3. Find the other part. Show your answer with a drawing.

4. The whole is 7. One part is 4. Find the other part. Show your answer with a drawing.

5. Write a problem like question 1 with new numbers or objects. Solve it and show your work.

You can point, speak, draw, or write. Adults can note any help they give.



WORKSHEET OUTPOST | Kindergarten Math — Supported

Extra practice: make 6 and 7

Success criteria
I can show two parts that make the same whole.

OW-K-101 E4 | Five questions

Name: _____ Date: _____

Ask an adult to show you how to start. Then finish the problem together.

1. The whole is 6. One part is 1. Find the other part. Show your answer with a drawing.

2. The whole is 7. One part is 2. Find the other part. Show your answer with a drawing.

3. The whole is 6. One part is 3. Find the other part. Show your answer with a drawing.

4. The whole is 7. One part is 4. Find the other part. Show your answer with a drawing.

5. Write a problem like question 1 with new numbers or objects. Solve it and show your work.

You can point, speak, draw, or write. Adults can note any help they give.



WORKSHEET OUTPOST | Kindergarten Math — Supported

Extra practice: make 6 and 7

Success criteria
I can show two parts that make the same whole.

OW-K-101 E5 | Five questions

Name: _____ Date: _____

Try each problem. Tell an adult how you solved it. The adult can write down your answers.

1. The whole is 6. One part is 1. Find the other part. Show your answer with a drawing.

2. The whole is 7. One part is 2. Find the other part. Show your answer with a drawing.

3. The whole is 6. One part is 3. Find the other part. Show your answer with a drawing.

4. The whole is 7. One part is 4. Find the other part. Show your answer with a drawing.

5. Write a problem like question 1 with new numbers or objects. Solve it and show your work.

You can point, speak, draw, or write. Adults can note any help they give.



WORKSHEET OUTPOST | Kindergarten Math — Supported

Extra practice: make 8 and 9

Success criteria
I can show two parts that make the same whole.

OW-K-102 E1 | Five questions

Name: _____ Date: _____

Listen as an adult reads each question. Use counters or draw a picture to solve it.

1. The whole is 8. One part is 1. Find the other part. Show your answer with a drawing.

2. The whole is 9. One part is 2. Find the other part. Show your answer with a drawing.

3. The whole is 8. One part is 3. Find the other part. Show your answer with a drawing.

4. The whole is 9. One part is 4. Find the other part. Show your answer with a drawing.

5. Write a problem like question 1 with new numbers or objects. Solve it and show your work.

You can point, speak, draw, or write. Adults can note any help they give.



WORKSHEET OUTPOST | Kindergarten Math — Supported

Extra practice: make 8 and 9

Success criteria
I can show two parts that make the same whole.

OW-K-102 E2 | Five questions

Name: _____ Date: _____

Work with a partner. Build a model, then say or write your answer.

1. The whole is 8. One part is 1. Find the other part. Show your answer with a drawing.

2. The whole is 9. One part is 2. Find the other part. Show your answer with a drawing.

3. The whole is 8. One part is 3. Find the other part. Show your answer with a drawing.

4. The whole is 9. One part is 4. Find the other part. Show your answer with a drawing.

5. Write a problem like question 1 with new numbers or objects. Solve it and show your work.

You can point, speak, draw, or write. Adults can note any help they give.



WORKSHEET OUTPOST | Kindergarten Math — Supported

Extra practice: make 8 and 9

Success criteria
I can show two parts that make the same whole.

OW-K-102 E3 | Five questions

Name: _____ Date: _____

Work with a helper. Use objects, a number line, or a drawing to solve each problem.

1. The whole is 8. One part is 1. Find the other part. Show your answer with a drawing.

2. The whole is 9. One part is 2. Find the other part. Show your answer with a drawing.

3. The whole is 8. One part is 3. Find the other part. Show your answer with a drawing.

4. The whole is 9. One part is 4. Find the other part. Show your answer with a drawing.

5. Write a problem like question 1 with new numbers or objects. Solve it and show your work.

You can point, speak, draw, or write. Adults can note any help they give.



WORKSHEET OUTPOST | Kindergarten Math — Supported

Extra practice: make 8 and 9

Success criteria
I can show two parts that make the same whole.

OW-K-102 E4 | Five questions

Name: _____ Date: _____

Ask an adult to show you how to start. Then finish the problem together.

1. The whole is 8. One part is 1. Find the other part. Show your answer with a drawing.

2. The whole is 9. One part is 2. Find the other part. Show your answer with a drawing.

3. The whole is 8. One part is 3. Find the other part. Show your answer with a drawing.

4. The whole is 9. One part is 4. Find the other part. Show your answer with a drawing.

5. Write a problem like question 1 with new numbers or objects. Solve it and show your work.

You can point, speak, draw, or write. Adults can note any help they give.



WORKSHEET OUTPOST | Kindergarten Math — Supported

Extra practice: make 8 and 9

Success criteria
I can show two parts that make the same whole.

OW-K-102 E5 | Five questions

Name: _____ Date: _____

Try each problem. Tell an adult how you solved it. The adult can write down your answers.

1. The whole is 8. One part is 1. Find the other part. Show your answer with a drawing.

2. The whole is 9. One part is 2. Find the other part. Show your answer with a drawing.

3. The whole is 8. One part is 3. Find the other part. Show your answer with a drawing.

4. The whole is 9. One part is 4. Find the other part. Show your answer with a drawing.

5. Write a problem like question 1 with new numbers or objects. Solve it and show your work.

You can point, speak, draw, or write. Adults can note any help they give.



WORKSHEET OUTPOST | Kindergarten Math — Supported

More ways to make ten

Success criteria
I can find two numbers that add up to ten.

OW-K-103 E1 | Five questions

Name: _____ Date: _____

Listen as an adult reads each question. Use counters or draw a picture to solve it.

1. 7 + ___ = 10. Draw to find the missing part.

2. 8 + ___ = 10. Draw to find the missing part.

3. 9 + ___ = 10. Draw to find the missing part.

4. 5 + ___ = 10. Draw to find the missing part.

5. Write a problem like question 1 with new numbers or objects. Solve it and show your work.

You can point, speak, draw, or write. Adults can note any help they give.



WORKSHEET OUTPOST | Kindergarten Math — Supported

More ways to make ten

Success criteria
I can find two numbers that add up to ten.

OW-K-103 E2 | Five questions

Name: _____ Date: _____

Work with a partner. Build a model, then say or write your answer.

1. 7 + ___ = 10. Draw to find the missing part.

2. 8 + ___ = 10. Draw to find the missing part.

3. 9 + ___ = 10. Draw to find the missing part.

4. 5 + ___ = 10. Draw to find the missing part.

5. Write a problem like question 1 with new numbers or objects. Solve it and show your work.

You can point, speak, draw, or write. Adults can note any help they give.



WORKSHEET OUTPOST | Kindergarten Math — Supported

More ways to make ten

Success criteria
I can find two numbers that add up to ten.

OW-K-103 E3 | Five questions

Name: _____ Date: _____

Work with a helper. Use objects, a number line, or a drawing to solve each problem.

1. 7 + ___ = 10. Draw to find the missing part.

2. 8 + ___ = 10. Draw to find the missing part.

3. 9 + ___ = 10. Draw to find the missing part.

4. 5 + ___ = 10. Draw to find the missing part.

5. Write a problem like question 1 with new numbers or objects. Solve it and show your work.

You can point, speak, draw, or write. Adults can note any help they give.



WORKSHEET OUTPOST | Kindergarten Math — Supported

More ways to make ten

Success criteria
I can find two numbers that add up to ten.

OW-K-103 E4 | Five questions

Name: _____ Date: _____

Ask an adult to show you how to start. Then finish the problem together.

1. 7 + ___ = 10. Draw to find the missing part.

2. 8 + ___ = 10. Draw to find the missing part.

3. 9 + ___ = 10. Draw to find the missing part.

4. 5 + ___ = 10. Draw to find the missing part.

5. Write a problem like question 1 with new numbers or objects. Solve it and show your work.

You can point, speak, draw, or write. Adults can note any help they give.



WORKSHEET OUTPOST | Kindergarten Math — Supported

More ways to make ten

Success criteria
I can find two numbers that add up to ten.

OW-K-103 E5 | Five questions

Name: _____ Date: _____

Try each problem. Tell an adult how you solved it. The adult can write down your answers.

1. 7 + ___ = 10. Draw to find the missing part.

2. 8 + ___ = 10. Draw to find the missing part.

3. 9 + ___ = 10. Draw to find the missing part.

4. 5 + ___ = 10. Draw to find the missing part.

5. Write a problem like question 1 with new numbers or objects. Solve it and show your work.

You can point, speak, draw, or write. Adults can note any help they give.



WORKSHEET OUTPOST | Kindergarten Math — Supported

Pairs that total ten

Success criteria
I can find two numbers that add up to ten.

OW-K-104 E1 | Five questions

Name: _____ Date: _____

Listen as an adult reads each question. Use counters or draw a picture to solve it.

1. Make 10: 1 + ___ = 10. Use the ten-frame.



2. Make 10: 2 + ___ = 10. Use the ten-frame.

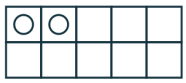

3. Make 10: 3 + ___ = 10. Use the ten-frame.



4. Make 10: 4 + ___ = 10. Use the ten-frame.

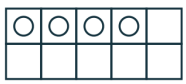

5. Write a problem like question 1 with new numbers or objects. Solve it and show your work.

You can point, speak, draw, or write. Adults can note any help they give.



WORKSHEET OUTPOST | Kindergarten Math — Supported

Pairs that total ten

Success criteria
I can find two numbers that add up to ten.

OW-K-104 E2 | Five questions

Name: _____ Date: _____

Work with a partner. Build a model, then say or write your answer.

1. Make 10: 1 + ___ = 10. Use the ten-frame.



2. Make 10: 2 + ___ = 10. Use the ten-frame.

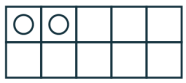

3. Make 10: 3 + ___ = 10. Use the ten-frame.



4. Make 10: 4 + ___ = 10. Use the ten-frame.

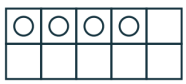

5. Write a problem like question 1 with new numbers or objects. Solve it and show your work.

You can point, speak, draw, or write. Adults can note any help they give.



WORKSHEET OUTPOST | Kindergarten Math — Supported

Pairs that total ten

Success criteria
I can find two numbers that add up to ten.

OW-K-104 E3 | Five questions

Name: _____ Date: _____

Work with a helper. Use objects, a number line, or a drawing to solve each problem.

1. Make 10: 1 + ___ = 10. Use the ten-frame.



2. Make 10: 2 + ___ = 10. Use the ten-frame.

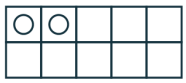

3. Make 10: 3 + ___ = 10. Use the ten-frame.



4. Make 10: 4 + ___ = 10. Use the ten-frame.

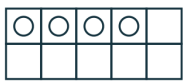

5. Write a problem like question 1 with new numbers or objects. Solve it and show your work.

You can point, speak, draw, or write. Adults can note any help they give.



WORKSHEET OUTPOST | Kindergarten Math — Supported

Pairs that total ten

Success criteria
I can find two numbers that add up to ten.

OW-K-104 E4 | Five questions

Name: _____ Date: _____

Ask an adult to show you how to start. Then finish the problem together.

1. Make 10: 1 + ___ = 10. Use the ten-frame.



2. Make 10: 2 + ___ = 10. Use the ten-frame.

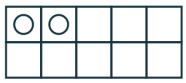

3. Make 10: 3 + ___ = 10. Use the ten-frame.



4. Make 10: 4 + ___ = 10. Use the ten-frame.

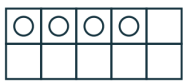

5. Write a problem like question 1 with new numbers or objects. Solve it and show your work.

You can point, speak, draw, or write. Adults can note any help they give.



WORKSHEET OUTPOST | Kindergarten Math — Supported

Pairs that total ten

Success criteria
I can find two numbers that add up to ten.

OW-K-104 E5 | Five questions

Name: _____ Date: _____

Try each problem. Tell an adult how you solved it. The adult can write down your answers.

1. Make 10: 1 + ___ = 10. Use the ten-frame.



2. Make 10: 2 + ___ = 10. Use the ten-frame.

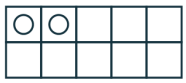

3. Make 10: 3 + ___ = 10. Use the ten-frame.



4. Make 10: 4 + ___ = 10. Use the ten-frame.

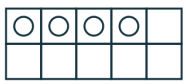

5. Write a problem like question 1 with new numbers or objects. Solve it and show your work.

You can point, speak, draw, or write. Adults can note any help they give.



WORKSHEET OUTPOST | Kindergarten Math — Supported

Practice with numbers up to five

Success criteria
I can add and subtract numbers up to five.

OW-K-105 E1 | Five questions

Name: _____ Date: _____

Listen as an adult reads each question. Use counters or draw a picture to solve it.

1. 1 + 1 = ___. 2 - 1 = ___.

2. 2 + 1 = ___. 3 - 1 = ___.

3. 2 + 2 = ___. 4 - 2 = ___.

4. 3 + 2 = ___. 5 - 2 = ___.

5. Write a problem like question 1 with new numbers or objects. Solve it and show your work.

You can point, speak, draw, or write. Adults can note any help they give.



WORKSHEET OUTPOST | Kindergarten Math — Supported

Practice with numbers up to five

Success criteria
I can add and subtract numbers up to five.

OW-K-105 E2 | Five questions

Name: _____ Date: _____

Work with a partner. Build a model, then say or write your answer.

1. 1 + 1 = ___. 2 - 1 = ___.

2. 2 + 1 = ___. 3 - 1 = ___.

3. 2 + 2 = ___. 4 - 2 = ___.

4. 3 + 2 = ___. 5 - 2 = ___.

5. Write a problem like question 1 with new numbers or objects. Solve it and show your work.

You can point, speak, draw, or write. Adults can note any help they give.



WORKSHEET OUTPOST | Kindergarten Math — Supported

Practice with numbers up to five

Success criteria
I can add and subtract numbers up to five.

OW-K-105 E3 | Five questions

Name: _____ Date: _____

Work with a helper. Use objects, a number line, or a drawing to solve each problem.

1. 1 + 1 = ___. 2 - 1 = ___.

2. 2 + 1 = ___. 3 - 1 = ___.

3. 2 + 2 = ___. 4 - 2 = ___.

4. 3 + 2 = ___. 5 - 2 = ___.

5. Write a problem like question 1 with new numbers or objects. Solve it and show your work.

You can point, speak, draw, or write. Adults can note any help they give.



WORKSHEET OUTPOST | Kindergarten Math — Supported

Practice with numbers up to five

Success criteria
I can add and subtract numbers up to five.

OW-K-105 E4 | Five questions

Name: _____ Date: _____

Ask an adult to show you how to start. Then finish the problem together.

1. 1 + 1 = ___. 2 - 1 = ___.

2. 2 + 1 = ___. 3 - 1 = ___.

3. 2 + 2 = ___. 4 - 2 = ___.

4. 3 + 2 = ___. 5 - 2 = ___.

5. Write a problem like question 1 with new numbers or objects. Solve it and show your work.

You can point, speak, draw, or write. Adults can note any help they give.



WORKSHEET OUTPOST | Kindergarten Math — Supported

Practice with numbers up to five

Success criteria
I can add and subtract numbers up to five.

OW-K-105 E5 | Five questions

Name: _____ Date: _____

Try each problem. Tell an adult how you solved it. The adult can write down your answers.

1. 1 + 1 = ___. 2 - 1 = ___.

2. 2 + 1 = ___. 3 - 1 = ___.

3. 2 + 2 = ___. 4 - 2 = ___.

4. 3 + 2 = ___. 5 - 2 = ___.

5. Write a problem like question 1 with new numbers or objects. Solve it and show your work.

You can point, speak, draw, or write. Adults can note any help they give.



WORKSHEET OUTPOST | Kindergarten Math — Supported

Split a set of ten

OW-K-106 E1 | Five questions

Success criteria

I can touch each dot once and tell how many there are.

Name: _____ Date: _____

Listen as an adult reads each question. Use counters or draw a picture to solve it.

1. Draw 10 dots. Split them into a group of 2 and another group. Write both parts.

2. Draw 10 dots. Split them into a group of 4 and another group. Write both parts.

3. Draw 10 dots. Split them into a group of 6 and another group. Write both parts.

4. Draw 10 dots. Split them into a group of 8 and another group. Write both parts.

5. Write a problem like question 1 with new numbers or objects. Solve it and show your work.

You can point, speak, draw, or write. Adults can note any help they give.



WORKSHEET OUTPOST | Kindergarten Math — Supported

Split a set of ten

OW-K-106 E2 | Five questions

Success criteria

I can touch each dot once and tell how many there are.

Name: _____ Date: _____

Work with a partner. Build a model, then say or write your answer.

1. Draw 10 dots. Split them into a group of 2 and another group. Write both parts.

2. Draw 10 dots. Split them into a group of 4 and another group. Write both parts.

3. Draw 10 dots. Split them into a group of 6 and another group. Write both parts.

4. Draw 10 dots. Split them into a group of 8 and another group. Write both parts.

5. Write a problem like question 1 with new numbers or objects. Solve it and show your work.

You can point, speak, draw, or write. Adults can note any help they give.



WORKSHEET OUTPOST | Kindergarten Math — Supported

Split a set of ten

OW-K-106 E3 | Five questions

Success criteria

I can touch each dot once and tell how many there are.

Name: _____ Date: _____

Work with a helper. Use objects, a number line, or a drawing to solve each problem.

1. Draw 10 dots. Split them into a group of 2 and another group. Write both parts.

2. Draw 10 dots. Split them into a group of 4 and another group. Write both parts.

3. Draw 10 dots. Split them into a group of 6 and another group. Write both parts.

4. Draw 10 dots. Split them into a group of 8 and another group. Write both parts.

5. Write a problem like question 1 with new numbers or objects. Solve it and show your work.

You can point, speak, draw, or write. Adults can note any help they give.



WORKSHEET OUTPOST | Kindergarten Math — Supported

Split a set of ten

OW-K-106 E4 | Five questions

Success criteria

I can touch each dot once and tell how many there are.

Name: _____ Date: _____

Ask an adult to show you how to start. Then finish the problem together.

1. Draw 10 dots. Split them into a group of 2 and another group. Write both parts.

2. Draw 10 dots. Split them into a group of 4 and another group. Write both parts.

3. Draw 10 dots. Split them into a group of 6 and another group. Write both parts.

4. Draw 10 dots. Split them into a group of 8 and another group. Write both parts.

5. Write a problem like question 1 with new numbers or objects. Solve it and show your work.

You can point, speak, draw, or write. Adults can note any help they give.



WORKSHEET OUTPOST | Kindergarten Math — Supported

Split a set of ten

OW-K-106 E5 | Five questions

Success criteria

I can touch each dot once and tell how many there are.

Name: _____ Date: _____

Try each problem. Tell an adult how you solved it. The adult can write down your answers.

1. Draw 10 dots. Split them into a group of 2 and another group. Write both parts.

2. Draw 10 dots. Split them into a group of 4 and another group. Write both parts.

3. Draw 10 dots. Split them into a group of 6 and another group. Write both parts.

4. Draw 10 dots. Split them into a group of 8 and another group. Write both parts.

5. Write a problem like question 1 with new numbers or objects. Solve it and show your work.

You can point, speak, draw, or write. Adults can note any help they give.



WORKSHEET OUTPOST | Kindergarten Math — Supported

Find the missing part of ten

Success criteria
I can find two numbers that add up to ten.

OW-K-107 E1 | Five questions

Name: _____ Date: _____

Listen as an adult reads each question. Use counters or draw a picture to solve it.

1. 10 = ___ + 3. Show how you know.

2. 10 = ___ + 4. Show how you know.

3. 10 = ___ + 5. Show how you know.

4. 10 = ___ + 6. Show how you know.

5. Write a problem like question 1 with new numbers or objects. Solve it and show your work.

You can point, speak, draw, or write. Adults can note any help they give.



WORKSHEET OUTPOST | Kindergarten Math — Supported

Find the missing part of ten

Success criteria
I can find two numbers that add up to ten.

OW-K-107 E2 | Five questions

Name: _____ Date: _____

Work with a partner. Build a model, then say or write your answer.

1. 10 = ___ + 3. Show how you know.

2. 10 = ___ + 4. Show how you know.

3. 10 = ___ + 5. Show how you know.

4. 10 = ___ + 6. Show how you know.

5. Write a problem like question 1 with new numbers or objects. Solve it and show your work.

You can point, speak, draw, or write. Adults can note any help they give.



WORKSHEET OUTPOST | Kindergarten Math — Supported

Find the missing part of ten

Success criteria
I can find two numbers that add up to ten.

OW-K-107 E3 | Five questions

Name: _____ Date: _____

Work with a helper. Use objects, a number line, or a drawing to solve each problem.

1. 10 = ___ + 3. Show how you know.

2. 10 = ___ + 4. Show how you know.

3. 10 = ___ + 5. Show how you know.

4. 10 = ___ + 6. Show how you know.

5. Write a problem like question 1 with new numbers or objects. Solve it and show your work.

You can point, speak, draw, or write. Adults can note any help they give.



WORKSHEET OUTPOST | Kindergarten Math — Supported

Find the missing part of ten

Success criteria
I can find two numbers that add up to ten.

OW-K-107 E4 | Five questions

Name: _____ Date: _____

Ask an adult to show you how to start. Then finish the problem together.

1. 10 = ___ + 3. Show how you know.

2. 10 = ___ + 4. Show how you know.

3. 10 = ___ + 5. Show how you know.

4. 10 = ___ + 6. Show how you know.

5. Write a problem like question 1 with new numbers or objects. Solve it and show your work.

You can point, speak, draw, or write. Adults can note any help they give.



WORKSHEET OUTPOST | Kindergarten Math — Supported

Find the missing part of ten

Success criteria
I can find two numbers that add up to ten.

OW-K-107 E5 | Five questions

Name: _____ Date: _____

Try each problem. Tell an adult how you solved it. The adult can write down your answers.

1. 10 = ___ + 3. Show how you know.

2. 10 = ___ + 4. Show how you know.

3. 10 = ___ + 5. Show how you know.

4. 10 = ___ + 6. Show how you know.

5. Write a problem like question 1 with new numbers or objects. Solve it and show your work.

You can point, speak, draw, or write. Adults can note any help they give.



WORKSHEET OUTPOST | Kindergarten Math — Supported

Choose a property to measure

Success criteria
I can describe an object using words about its size or weight.

OW-K-108 E1 | Five questions

Name: _____ Date: _____

Listen as an adult reads each question. Use counters or draw a picture to solve it.

1. You want to know which ribbon is longer. What will you measure?

2. You want to know which box is heavier. What will you compare?

3. You want to know which jug holds more water. What will you compare?

4. You want to know which tower is taller. What will you measure?

5. Write a problem like question 1 with new numbers or objects. Solve it and show your work.

You can point, speak, draw, or write. Adults can note any help they give.



WORKSHEET OUTPOST | Kindergarten Math — Supported

Choose a property to measure

Success criteria
I can describe an object using words about its size or weight.

OW-K-108 E2 | Five questions

Name: _____ Date: _____

Work with a partner. Build a model, then say or write your answer.

1. You want to know which ribbon is longer. What will you measure?

2. You want to know which box is heavier. What will you compare?

3. You want to know which jug holds more water. What will you compare?

4. You want to know which tower is taller. What will you measure?

5. Write a problem like question 1 with new numbers or objects. Solve it and show your work.

You can point, speak, draw, or write. Adults can note any help they give.



WORKSHEET OUTPOST | Kindergarten Math — Supported

Choose a property to measure

Success criteria
I can describe an object using words about its size or weight.

OW-K-108 E3 | Five questions

Name: _____ Date: _____

Work with a helper. Use objects, a number line, or a drawing to solve each problem.

1. You want to know which ribbon is longer. What will you measure?

2. You want to know which box is heavier. What will you compare?

3. You want to know which jug holds more water. What will you compare?

4. You want to know which tower is taller. What will you measure?

5. Write a problem like question 1 with new numbers or objects. Solve it and show your work.

You can point, speak, draw, or write. Adults can note any help they give.



WORKSHEET OUTPOST | Kindergarten Math — Supported

Choose a property to measure

Success criteria
I can describe an object using words about its size or weight.

OW-K-108 E4 | Five questions

Name: _____ Date: _____

Ask an adult to show you how to start. Then finish the problem together.

1. You want to know which ribbon is longer. What will you measure?

2. You want to know which box is heavier. What will you compare?

3. You want to know which jug holds more water. What will you compare?

4. You want to know which tower is taller. What will you measure?

5. Write a problem like question 1 with new numbers or objects. Solve it and show your work.

You can point, speak, draw, or write. Adults can note any help they give.



WORKSHEET OUTPOST | Kindergarten Math — Supported

Choose a property to measure

Success criteria
I can describe an object using words about its size or weight.

OW-K-108 E5 | Five questions

Name: _____ Date: _____

Try each problem. Tell an adult how you solved it. The adult can write down your answers.

1. You want to know which ribbon is longer. What will you measure?

2. You want to know which box is heavier. What will you compare?

3. You want to know which jug holds more water. What will you compare?

4. You want to know which tower is taller. What will you measure?

5. Write a problem like question 1 with new numbers or objects. Solve it and show your work.

You can point, speak, draw, or write. Adults can note any help they give.



WORKSHEET OUTPOST | Kindergarten Math — Supported

Compare objects in two ways

Success criteria
I can compare two objects and tell how their measurements differ.

OW-K-109 E1 | Five questions

Name: _____ Date: _____

Listen as an adult reads each question. Use counters or draw a picture to solve it.

1. Compare two classroom objects by length. Draw and label the longer one.

2. Compare the same objects by weight using a balance. Label the heavier.

3. Can one object be longer but lighter than another? Give an example.

4. Draw a tall thin cup and a short wide cup. How could you compare what they hold?

5. Write a problem like question 1 with new numbers or objects. Solve it and show your work.

You can point, speak, draw, or write. Adults can note any help they give.



WORKSHEET OUTPOST | Kindergarten Math — Supported

Compare objects in two ways

Success criteria
I can compare two objects and tell how their measurements differ.

OW-K-109 E2 | Five questions

Name: _____ Date: _____

Work with a partner. Build a model, then say or write your answer.

1. Compare two classroom objects by length. Draw and label the longer one.

2. Compare the same objects by weight using a balance. Label the heavier.

3. Can one object be longer but lighter than another? Give an example.

4. Draw a tall thin cup and a short wide cup. How could you compare what they hold?

5. Write a problem like question 1 with new numbers or objects. Solve it and show your work.

You can point, speak, draw, or write. Adults can note any help they give.



WORKSHEET OUTPOST | Kindergarten Math — Supported

Compare objects in two ways

Success criteria
I can compare two objects and tell how their measurements differ.

OW-K-109 E3 | Five questions

Name: _____ Date: _____

Work with a helper. Use objects, a number line, or a drawing to solve each problem.

1. Compare two classroom objects by length. Draw and label the longer one.

2. Compare the same objects by weight using a balance. Label the heavier.

3. Can one object be longer but lighter than another? Give an example.

4. Draw a tall thin cup and a short wide cup. How could you compare what they hold?

5. Write a problem like question 1 with new numbers or objects. Solve it and show your work.

You can point, speak, draw, or write. Adults can note any help they give.



WORKSHEET OUTPOST | Kindergarten Math — Supported

Compare objects in two ways

Success criteria
I can compare two objects and tell how their measurements differ.

OW-K-109 E4 | Five questions

Name: _____ Date: _____

Ask an adult to show you how to start. Then finish the problem together.

1. Compare two classroom objects by length. Draw and label the longer one.

2. Compare the same objects by weight using a balance. Label the heavier.

3. Can one object be longer but lighter than another? Give an example.

4. Draw a tall thin cup and a short wide cup. How could you compare what they hold?

5. Write a problem like question 1 with new numbers or objects. Solve it and show your work.

You can point, speak, draw, or write. Adults can note any help they give.



WORKSHEET OUTPOST | Kindergarten Math — Supported

Compare objects in two ways

Success criteria
I can compare two objects and tell how their measurements differ.

OW-K-109 E5 | Five questions

Name: _____ Date: _____

Try each problem. Tell an adult how you solved it. The adult can write down your answers.

1. Compare two classroom objects by length. Draw and label the longer one.

2. Compare the same objects by weight using a balance. Label the heavier.

3. Can one object be longer but lighter than another? Give an example.

4. Draw a tall thin cup and a short wide cup. How could you compare what they hold?

5. Write a problem like question 1 with new numbers or objects. Solve it and show your work.

You can point, speak, draw, or write. Adults can note any help they give.



WORKSHEET OUTPOST | Kindergarten Math — Supported

Explain a measurement comparison

Success criteria
I can compare two objects and tell how their measurements differ.

OW-K-110 E1 | Five questions

Name: _____ Date: _____

Listen as an adult reads each question. Use counters or draw a picture to solve it.

1. Ribbons start at different places. How can you compare their lengths fairly?

2. A jug looks tall. Does that prove it holds more than a wide jar? Explain.

3. Is a big empty box always heavier than a small rock? How could you check?

4. Draw two towers. Circle the taller one. Explain how you compared their heights.

5. Write a problem like question 1 with new numbers or objects. Solve it and show your work.

You can point, speak, draw, or write. Adults can note any help they give.



WORKSHEET OUTPOST | Kindergarten Math — Supported

Explain a measurement comparison

Success criteria
I can compare two objects and tell how their measurements differ.

OW-K-110 E2 | Five questions

Name: _____ Date: _____

Work with a partner. Build a model, then say or write your answer.

1. Ribbons start at different places. How can you compare their lengths fairly?

2. A jug looks tall. Does that prove it holds more than a wide jar? Explain.

3. Is a big empty box always heavier than a small rock? How could you check?

4. Draw two towers. Circle the taller one. Explain how you compared their heights.

5. Write a problem like question 1 with new numbers or objects. Solve it and show your work.

You can point, speak, draw, or write. Adults can note any help they give.



WORKSHEET OUTPOST | Kindergarten Math — Supported

Explain a measurement comparison

Success criteria
I can compare two objects and tell how their measurements differ.

OW-K-110 E3 | Five questions

Name: _____ Date: _____

Work with a helper. Use objects, a number line, or a drawing to solve each problem.

1. Ribbons start at different places. How can you compare their lengths fairly?

2. A jug looks tall. Does that prove it holds more than a wide jar? Explain.

3. Is a big empty box always heavier than a small rock? How could you check?

4. Draw two towers. Circle the taller one. Explain how you compared their heights.

5. Write a problem like question 1 with new numbers or objects. Solve it and show your work.

You can point, speak, draw, or write. Adults can note any help they give.



WORKSHEET OUTPOST | Kindergarten Math — Supported

Explain a measurement comparison

Success criteria
I can compare two objects and tell how their measurements differ.

OW-K-110 E4 | Five questions

Name: _____ Date: _____

Ask an adult to show you how to start. Then finish the problem together.

1. Ribbons start at different places. How can you compare their lengths fairly?

2. A jug looks tall. Does that prove it holds more than a wide jar? Explain.

3. Is a big empty box always heavier than a small rock? How could you check?

4. Draw two towers. Circle the taller one. Explain how you compared their heights.

5. Write a problem like question 1 with new numbers or objects. Solve it and show your work.

You can point, speak, draw, or write. Adults can note any help they give.



WORKSHEET OUTPOST | Kindergarten Math — Supported

Explain a measurement comparison

Success criteria
I can compare two objects and tell how their measurements differ.

OW-K-110 E5 | Five questions

Name: _____ Date: _____

Try each problem. Tell an adult how you solved it. The adult can write down your answers.

1. Ribbons start at different places. How can you compare their lengths fairly?

2. A jug looks tall. Does that prove it holds more than a wide jar? Explain.

3. Is a big empty box always heavier than a small rock? How could you check?

4. Draw two towers. Circle the taller one. Explain how you compared their heights.

5. Write a problem like question 1 with new numbers or objects. Solve it and show your work.

You can point, speak, draw, or write. Adults can note any help they give.



WORKSHEET OUTPOST | Kindergarten Math — Supported

Extra practice: compare capacity

Success criteria
I can compare two objects and tell how their measurements differ.

OW-K-111 E1 | Five questions

Name: _____ Date: _____

Listen as an adult reads each question. Use counters or draw a picture to solve it.

1. Cup A holds 2 scoops. Cup B holds 5 scoops. All scoops are the same size. Which holds more?

2. Cup A holds 6 scoops. Cup B holds 3 scoops. All scoops are the same size. Which holds more?

3. Cup A holds 4 scoops. Cup B holds 7 scoops. All scoops are the same size. Which holds more?

4. Cup A holds 5 scoops. Cup B holds 2 scoops. All scoops are the same size. Which holds more?

5. Write a problem like question 1 with new numbers or objects. Solve it and show your work.

You can point, speak, draw, or write. Adults can note any help they give.



WORKSHEET OUTPOST | Kindergarten Math — Supported

Extra practice: compare capacity

Success criteria
I can compare two objects and tell how their measurements differ.

OW-K-111 E2 | Five questions

Name: _____ Date: _____

Work with a partner. Build a model, then say or write your answer.

1. Cup A holds 2 scoops. Cup B holds 5 scoops. All scoops are the same size. Which holds more?

2. Cup A holds 6 scoops. Cup B holds 3 scoops. All scoops are the same size. Which holds more?

3. Cup A holds 4 scoops. Cup B holds 7 scoops. All scoops are the same size. Which holds more?

4. Cup A holds 5 scoops. Cup B holds 2 scoops. All scoops are the same size. Which holds more?

5. Write a problem like question 1 with new numbers or objects. Solve it and show your work.

You can point, speak, draw, or write. Adults can note any help they give.



WORKSHEET OUTPOST | Kindergarten Math — Supported

Extra practice: compare capacity

Success criteria
I can compare two objects and tell how their measurements differ.

OW-K-111 E3 | Five questions

Name: _____ Date: _____

Work with a helper. Use objects, a number line, or a drawing to solve each problem.

1. Cup A holds 2 scoops. Cup B holds 5 scoops. All scoops are the same size. Which holds more?

2. Cup A holds 6 scoops. Cup B holds 3 scoops. All scoops are the same size. Which holds more?

3. Cup A holds 4 scoops. Cup B holds 7 scoops. All scoops are the same size. Which holds more?

4. Cup A holds 5 scoops. Cup B holds 2 scoops. All scoops are the same size. Which holds more?

5. Write a problem like question 1 with new numbers or objects. Solve it and show your work.

You can point, speak, draw, or write. Adults can note any help they give.



WORKSHEET OUTPOST | Kindergarten Math — Supported

Extra practice: compare capacity

Success criteria
I can compare two objects and tell how their measurements differ.

OW-K-111 E4 | Five questions

Name: _____ Date: _____

Ask an adult to show you how to start. Then finish the problem together.

1. Cup A holds 2 scoops. Cup B holds 5 scoops. All scoops are the same size. Which holds more?

2. Cup A holds 6 scoops. Cup B holds 3 scoops. All scoops are the same size. Which holds more?

3. Cup A holds 4 scoops. Cup B holds 7 scoops. All scoops are the same size. Which holds more?

4. Cup A holds 5 scoops. Cup B holds 2 scoops. All scoops are the same size. Which holds more?

5. Write a problem like question 1 with new numbers or objects. Solve it and show your work.

You can point, speak, draw, or write. Adults can note any help they give.



WORKSHEET OUTPOST | Kindergarten Math — Supported

Extra practice: compare capacity

Success criteria
I can compare two objects and tell how their measurements differ.

OW-K-111 E5 | Five questions

Name: _____ Date: _____

Try each problem. Tell an adult how you solved it. The adult can write down your answers.

1. Cup A holds 2 scoops. Cup B holds 5 scoops. All scoops are the same size. Which holds more?

2. Cup A holds 6 scoops. Cup B holds 3 scoops. All scoops are the same size. Which holds more?

3. Cup A holds 4 scoops. Cup B holds 7 scoops. All scoops are the same size. Which holds more?

4. Cup A holds 5 scoops. Cup B holds 2 scoops. All scoops are the same size. Which holds more?

5. Write a problem like question 1 with new numbers or objects. Solve it and show your work.

You can point, speak, draw, or write. Adults can note any help they give.



WORKSHEET OUTPOST | Kindergarten Math — Supported

Extra practice: compare lengths and heights

OW-K-112 E1 | Five questions

Success criteria

I can compare two objects and tell how their measurements differ.

Name: _____ Date: _____

Listen as an adult reads each question. Use counters or draw a picture to solve it.

1. Compare A and B. Which is longer?

A

B

2. Compare A and B. Which is longer?

A

B

3. Compare A and B. Which is taller?



4. Compare A and B. Which is taller?



5. Write a problem like question 1 with new numbers or objects. Solve it and show your work.

You can point, speak, draw, or write. Adults can note any help they give.



WORKSHEET OUTPOST | Kindergarten Math — Supported

Extra practice: compare lengths and heights

OW-K-112 E2 | Five questions

Name: _____ Date: _____

Success criteria

I can compare two objects and tell how their measurements differ.

Work with a partner. Build a model, then say or write your answer.

1. Compare A and B. Which is longer?

A

B

2. Compare A and B. Which is longer?

A

B

3. Compare A and B. Which is taller?



4. Compare A and B. Which is taller?



5. Write a problem like question 1 with new numbers or objects. Solve it and show your work.

You can point, speak, draw, or write. Adults can note any help they give.



WORKSHEET OUTPOST | Kindergarten Math — Supported

Extra practice: compare lengths and heights

OW-K-112 E3 | Five questions

Success criteria

I can compare two objects and tell how their measurements differ.

Name: _____ Date: _____

Work with a helper. Use objects, a number line, or a drawing to solve each problem.

1. Compare A and B. Which is longer?

A

B

2. Compare A and B. Which is longer?

A

B

3. Compare A and B. Which is taller?



4. Compare A and B. Which is taller?



5. Write a problem like question 1 with new numbers or objects. Solve it and show your work.

You can point, speak, draw, or write. Adults can note any help they give.



WORKSHEET OUTPOST | Kindergarten Math — Supported

Extra practice: compare lengths and heights

OW-K-112 E4 | Five questions

Success criteria

I can compare two objects and tell how their measurements differ.

Name: _____ Date: _____

Ask an adult to show you how to start. Then finish the problem together.

1. Compare A and B. Which is longer?

A 

B 

2. Compare A and B. Which is longer?

A 

B 

3. Compare A and B. Which is taller?



4. Compare A and B. Which is taller?



5. Write a problem like question 1 with new numbers or objects. Solve it and show your work.

You can point, speak, draw, or write. Adults can note any help they give.



WORKSHEET OUTPOST | Kindergarten Math — Supported

Extra practice: compare lengths and heights

OW-K-112 E5 | Five questions

Success criteria
I can compare two objects and tell how their measurements differ.

Name: _____ Date: _____

Try each problem. Tell an adult how you solved it. The adult can write down your answers.

1. Compare A and B. Which is longer?

A

B

2. Compare A and B. Which is longer?

A

B

3. Compare A and B. Which is taller?



4. Compare A and B. Which is taller?



5. Write a problem like question 1 with new numbers or objects. Solve it and show your work.

You can point, speak, draw, or write. Adults can note any help they give.



WORKSHEET OUTPOST | Kindergarten Math — Supported

Extra practice: compare weight

Success criteria
I can compare two objects and tell how their measurements differ.

OW-K-113 E1 | Five questions

Name: _____ Date: _____

Listen as an adult reads each question. Use counters or draw a picture to solve it.

1. The heavier object makes its side of the balance tip down. Which object is heavier: A or B?

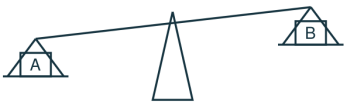

2. The heavier object makes its side of the balance tip down. Which object is heavier: A or B?



3. The heavier object makes its side of the balance tip down. Which object is heavier: A or B?

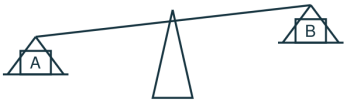

4. The heavier object makes its side of the balance tip down. Which object is heavier: A or B?

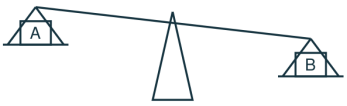

5. Write a problem like question 1 with new numbers or objects. Solve it and show your work.

You can point, speak, draw, or write. Adults can note any help they give.



WORKSHEET OUTPOST | Kindergarten Math — Supported

Extra practice: compare weight

Success criteria
I can compare two objects and tell how their measurements differ.

OW-K-113 E2 | Five questions

Name: _____ Date: _____

Work with a partner. Build a model, then say or write your answer.

1. The heavier object makes its side of the balance tip down. Which object is heavier: A or B?

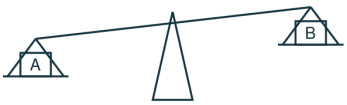

2. The heavier object makes its side of the balance tip down. Which object is heavier: A or B?



3. The heavier object makes its side of the balance tip down. Which object is heavier: A or B?

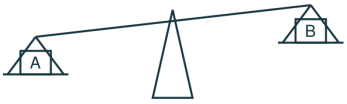

4. The heavier object makes its side of the balance tip down. Which object is heavier: A or B?

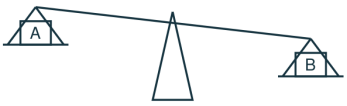

5. Write a problem like question 1 with new numbers or objects. Solve it and show your work.

You can point, speak, draw, or write. Adults can note any help they give.



WORKSHEET OUTPOST | Kindergarten Math — Supported

Extra practice: compare weight

Success criteria
I can compare two objects and tell how their measurements differ.

OW-K-113 E3 | Five questions

Name: _____ Date: _____

Work with a helper. Use objects, a number line, or a drawing to solve each problem.

1. The heavier object makes its side of the balance tip down. Which object is heavier: A or B?

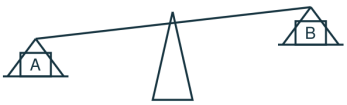

2. The heavier object makes its side of the balance tip down. Which object is heavier: A or B?



3. The heavier object makes its side of the balance tip down. Which object is heavier: A or B?

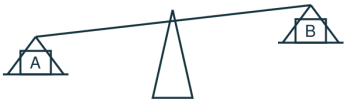

4. The heavier object makes its side of the balance tip down. Which object is heavier: A or B?

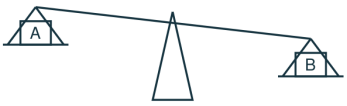

5. Write a problem like question 1 with new numbers or objects. Solve it and show your work.

You can point, speak, draw, or write. Adults can note any help they give.



WORKSHEET OUTPOST | Kindergarten Math — Supported

Extra practice: compare weight

Success criteria
I can compare two objects and tell how their measurements differ.

OW-K-113 E4 | Five questions

Name: _____ Date: _____

Ask an adult to show you how to start. Then finish the problem together.

1. The heavier object makes its side of the balance tip down. Which object is heavier: A or B?

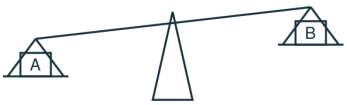

2. The heavier object makes its side of the balance tip down. Which object is heavier: A or B?



3. The heavier object makes its side of the balance tip down. Which object is heavier: A or B?

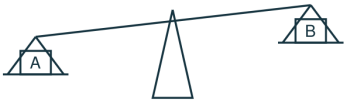

4. The heavier object makes its side of the balance tip down. Which object is heavier: A or B?

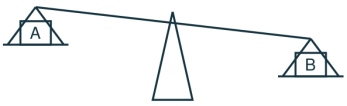

5. Write a problem like question 1 with new numbers or objects. Solve it and show your work.

You can point, speak, draw, or write. Adults can note any help they give.



WORKSHEET OUTPOST | Kindergarten Math — Supported

Extra practice: compare weight

Success criteria
I can compare two objects and tell how their measurements differ.

OW-K-113 E5 | Five questions

Name: _____ Date: _____

Try each problem. Tell an adult how you solved it. The adult can write down your answers.

1. The heavier object makes its side of the balance tip down. Which object is heavier: A or B?

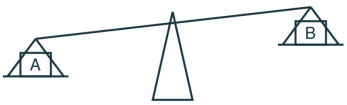

2. The heavier object makes its side of the balance tip down. Which object is heavier: A or B?



3. The heavier object makes its side of the balance tip down. Which object is heavier: A or B?

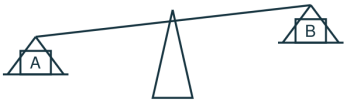

4. The heavier object makes its side of the balance tip down. Which object is heavier: A or B?

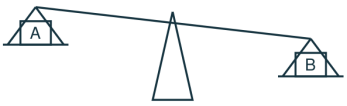

5. Write a problem like question 1 with new numbers or objects. Solve it and show your work.

You can point, speak, draw, or write. Adults can note any help they give.



WORKSHEET OUTPOST | Kindergarten Math — Supported

Extra practice: measure and explain

OW-K-114 E1 | Five questions

Success criteria
I can compare two objects and tell how their measurements differ.

Name: _____ Date: _____

Listen as an adult reads each question. Use counters or draw a picture to solve it.

1. Ribbons start at different places. How can you compare their lengths fairly?

2. A jug looks tall. Does that prove it holds more than a wide jar? Explain.

3. Is a big empty box always heavier than a small rock? How could you check?

4. Draw two towers. Circle the taller one. Explain how you compared their heights.

5. Write a problem like question 1 with new numbers or objects. Solve it and show your work.

You can point, speak, draw, or write. Adults can note any help they give.



WORKSHEET OUTPOST | Kindergarten Math — Supported

Extra practice: measure and explain

OW-K-114 E2 | Five questions

Success criteria
I can compare two objects and tell how their measurements differ.

Name: _____ Date: _____

Work with a partner. Build a model, then say or write your answer.

1. Ribbons start at different places. How can you compare their lengths fairly?

2. A jug looks tall. Does that prove it holds more than a wide jar? Explain.

3. Is a big empty box always heavier than a small rock? How could you check?

4. Draw two towers. Circle the taller one. Explain how you compared their heights.

5. Write a problem like question 1 with new numbers or objects. Solve it and show your work.

You can point, speak, draw, or write. Adults can note any help they give.



WORKSHEET OUTPOST | Kindergarten Math — Supported

Extra practice: measure and explain

OW-K-114 E3 | Five questions

Success criteria

I can compare two objects and tell how their measurements differ.

Name: _____ Date: _____

Work with a helper. Use objects, a number line, or a drawing to solve each problem.

1. Ribbons start at different places. How can you compare their lengths fairly?

2. A jug looks tall. Does that prove it holds more than a wide jar? Explain.

3. Is a big empty box always heavier than a small rock? How could you check?

4. Draw two towers. Circle the taller one. Explain how you compared their heights.

5. Write a problem like question 1 with new numbers or objects. Solve it and show your work.

You can point, speak, draw, or write. Adults can note any help they give.



WORKSHEET OUTPOST | Kindergarten Math — Supported

Extra practice: measure and explain

OW-K-114 E4 | Five questions

Success criteria
I can compare two objects and tell how their measurements differ.

Name: _____ Date: _____

Ask an adult to show you how to start. Then finish the problem together.

1. Ribbons start at different places. How can you compare their lengths fairly?

2. A jug looks tall. Does that prove it holds more than a wide jar? Explain.

3. Is a big empty box always heavier than a small rock? How could you check?

4. Draw two towers. Circle the taller one. Explain how you compared their heights.

5. Write a problem like question 1 with new numbers or objects. Solve it and show your work.

You can point, speak, draw, or write. Adults can note any help they give.



WORKSHEET OUTPOST | Kindergarten Math — Supported

Extra practice: measure and explain

OW-K-114 E5 | Five questions

Success criteria

I can compare two objects and tell how their measurements differ.

Name: _____ Date: _____

Try each problem. Tell an adult how you solved it. The adult can write down your answers.

1. Ribbons start at different places. How can you compare their lengths fairly?

2. A jug looks tall. Does that prove it holds more than a wide jar? Explain.

3. Is a big empty box always heavier than a small rock? How could you check?

4. Draw two towers. Circle the taller one. Explain how you compared their heights.

5. Write a problem like question 1 with new numbers or objects. Solve it and show your work.

You can point, speak, draw, or write. Adults can note any help they give.



WORKSHEET OUTPOST | Kindergarten Math — Supported

Extra practice: name the attribute

Success criteria
I can describe an object using words about its size or weight.

OW-K-115 E1 | Five questions

Name: _____ Date: _____

Listen as an adult reads each question. Use counters or draw a picture to solve it.

1. You want to know which ribbon is longer. What will you measure?

2. You want to know which box is heavier. What will you compare?

3. You want to know which jug holds more water. What will you compare?

4. You want to know which tower is taller. What will you measure?

5. Write a problem like question 1 with new numbers or objects. Solve it and show your work.

You can point, speak, draw, or write. Adults can note any help they give.



WORKSHEET OUTPOST | Kindergarten Math — Supported

Extra practice: name the attribute

OW-K-115 E2 | Five questions

Success criteria
I can describe an object using words about its size or weight.

Name: _____ Date: _____

Work with a partner. Build a model, then say or write your answer.

1. You want to know which ribbon is longer. What will you measure?

2. You want to know which box is heavier. What will you compare?

3. You want to know which jug holds more water. What will you compare?

4. You want to know which tower is taller. What will you measure?

5. Write a problem like question 1 with new numbers or objects. Solve it and show your work.

You can point, speak, draw, or write. Adults can note any help they give.



WORKSHEET OUTPOST | Kindergarten Math — Supported

Extra practice: name the attribute

Success criteria
I can describe an object using words about its size or weight.

OW-K-115 E3 | Five questions

Name: _____ Date: _____

Work with a helper. Use objects, a number line, or a drawing to solve each problem.

1. You want to know which ribbon is longer. What will you measure?

2. You want to know which box is heavier. What will you compare?

3. You want to know which jug holds more water. What will you compare?

4. You want to know which tower is taller. What will you measure?

5. Write a problem like question 1 with new numbers or objects. Solve it and show your work.

You can point, speak, draw, or write. Adults can note any help they give.



WORKSHEET OUTPOST | Kindergarten Math — Supported

Extra practice: name the attribute

OW-K-115 E4 | Five questions

Success criteria
I can describe an object using words about its size or weight.

Name: _____ Date: _____

Ask an adult to show you how to start. Then finish the problem together.

1. You want to know which ribbon is longer. What will you measure?

2. You want to know which box is heavier. What will you compare?

3. You want to know which jug holds more water. What will you compare?

4. You want to know which tower is taller. What will you measure?

5. Write a problem like question 1 with new numbers or objects. Solve it and show your work.

You can point, speak, draw, or write. Adults can note any help they give.



WORKSHEET OUTPOST | Kindergarten Math — Supported

Extra practice: name the attribute

Success criteria
I can describe an object using words about its size or weight.

OW-K-115 E5 | Five questions

Name: _____ Date: _____

Try each problem. Tell an adult how you solved it. The adult can write down your answers.

1. You want to know which ribbon is longer. What will you measure?

2. You want to know which box is heavier. What will you compare?

3. You want to know which jug holds more water. What will you compare?

4. You want to know which tower is taller. What will you measure?

5. Write a problem like question 1 with new numbers or objects. Solve it and show your work.

You can point, speak, draw, or write. Adults can note any help they give.



WORKSHEET OUTPOST | Kindergarten Math — Supported

Heavier and lighter objects

Success criteria
I can compare two objects and tell how their measurements differ.

OW-K-116 E1 | Five questions

Name: _____ Date: _____

Listen as an adult reads each question. Use counters or draw a picture to solve it.

1. The heavier object makes its side of the balance tip down. Which object is heavier: A or B?

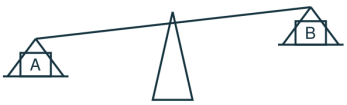

2. The heavier object makes its side of the balance tip down. Which object is heavier: A or B?



3. The heavier object makes its side of the balance tip down. Which object is heavier: A or B?

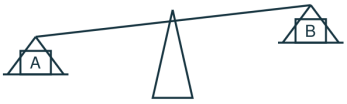

4. The heavier object makes its side of the balance tip down. Which object is heavier: A or B?

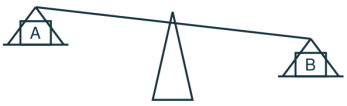

5. Write a problem like question 1 with new numbers or objects. Solve it and show your work.

You can point, speak, draw, or write. Adults can note any help they give.



WORKSHEET OUTPOST | Kindergarten Math — Supported

Heavier and lighter objects

Success criteria
I can compare two objects and tell how their measurements differ.

OW-K-116 E2 | Five questions

Name: _____ Date: _____

Work with a partner. Build a model, then say or write your answer.

1. The heavier object makes its side of the balance tip down. Which object is heavier: A or B?

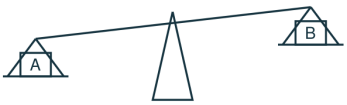

2. The heavier object makes its side of the balance tip down. Which object is heavier: A or B?



3. The heavier object makes its side of the balance tip down. Which object is heavier: A or B?

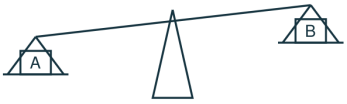

4. The heavier object makes its side of the balance tip down. Which object is heavier: A or B?

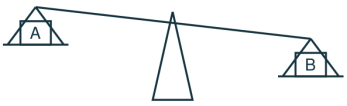

5. Write a problem like question 1 with new numbers or objects. Solve it and show your work.

You can point, speak, draw, or write. Adults can note any help they give.



WORKSHEET OUTPOST | Kindergarten Math — Supported

Heavier and lighter objects

Success criteria
I can compare two objects and tell how their measurements differ.

OW-K-116 E3 | Five questions

Name: _____ Date: _____

Work with a helper. Use objects, a number line, or a drawing to solve each problem.

1. The heavier object makes its side of the balance tip down. Which object is heavier: A or B?

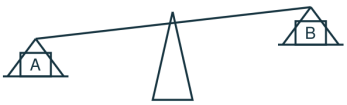

2. The heavier object makes its side of the balance tip down. Which object is heavier: A or B?



3. The heavier object makes its side of the balance tip down. Which object is heavier: A or B?

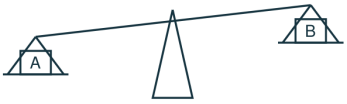

4. The heavier object makes its side of the balance tip down. Which object is heavier: A or B?

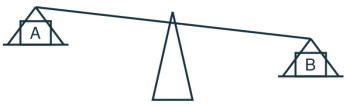

5. Write a problem like question 1 with new numbers or objects. Solve it and show your work.

You can point, speak, draw, or write. Adults can note any help they give.



WORKSHEET OUTPOST | Kindergarten Math — Supported

Heavier and lighter objects

Success criteria
I can compare two objects and tell how their measurements differ.

OW-K-116 E4 | Five questions

Name: _____ Date: _____

Ask an adult to show you how to start. Then finish the problem together.

1. The heavier object makes its side of the balance tip down. Which object is heavier: A or B?

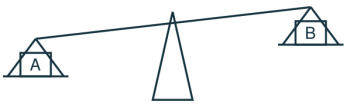

2. The heavier object makes its side of the balance tip down. Which object is heavier: A or B?



3. The heavier object makes its side of the balance tip down. Which object is heavier: A or B?

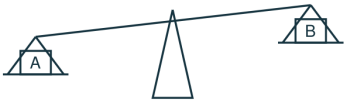

4. The heavier object makes its side of the balance tip down. Which object is heavier: A or B?

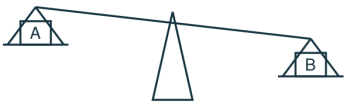

5. Write a problem like question 1 with new numbers or objects. Solve it and show your work.

You can point, speak, draw, or write. Adults can note any help they give.



WORKSHEET OUTPOST | Kindergarten Math — Supported

Heavier and lighter objects

Success criteria
I can compare two objects and tell how their measurements differ.

OW-K-116 E5 | Five questions

Name: _____ Date: _____

Try each problem. Tell an adult how you solved it. The adult can write down your answers.

1. The heavier object makes its side of the balance tip down. Which object is heavier: A or B?

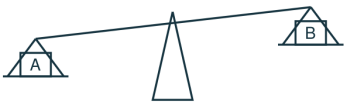

2. The heavier object makes its side of the balance tip down. Which object is heavier: A or B?



3. The heavier object makes its side of the balance tip down. Which object is heavier: A or B?

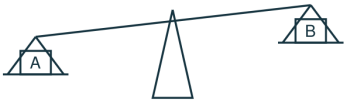

4. The heavier object makes its side of the balance tip down. Which object is heavier: A or B?

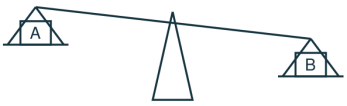

5. Write a problem like question 1 with new numbers or objects. Solve it and show your work.

You can point, speak, draw, or write. Adults can note any help they give.



WORKSHEET OUTPOST | Kindergarten Math — Supported

Longer, shorter, taller

OW-K-117 E1 | Five questions

Success criteria

I can compare two objects and tell how their measurements differ.

Name: _____ Date: _____

Listen as an adult reads each question. Use counters or draw a picture to solve it.

1. Compare A and B. Which is longer?

A 

B 

2. Compare A and B. Which is longer?

A 

B 

3. Compare A and B. Which is taller?



4. Compare A and B. Which is taller?



5. Write a problem like question 1 with new numbers or objects. Solve it and show your work.

You can point, speak, draw, or write. Adults can note any help they give.



WORKSHEET OUTPOST | Kindergarten Math — Supported

Longer, shorter, taller

OW-K-117 E2 | Five questions

Success criteria

I can compare two objects and tell how their measurements differ.

Name: _____ Date: _____

Work with a partner. Build a model, then say or write your answer.

1. Compare A and B. Which is longer?

A

B

2. Compare A and B. Which is longer?

A

B

3. Compare A and B. Which is taller?



4. Compare A and B. Which is taller?



5. Write a problem like question 1 with new numbers or objects. Solve it and show your work.

You can point, speak, draw, or write. Adults can note any help they give.



WORKSHEET OUTPOST | Kindergarten Math — Supported

Longer, shorter, taller

OW-K-117 E3 | Five questions

Success criteria

I can compare two objects and tell how their measurements differ.

Name: _____ Date: _____

Work with a helper. Use objects, a number line, or a drawing to solve each problem.

1. Compare A and B. Which is longer?

A

B

2. Compare A and B. Which is longer?

A

B

3. Compare A and B. Which is taller?



4. Compare A and B. Which is taller?



5. Write a problem like question 1 with new numbers or objects. Solve it and show your work.

You can point, speak, draw, or write. Adults can note any help they give.

Worksheet Outpost

Name: _____ Date: _____

WORKSHEET OUTPOST | Kindergarten Math — Supported

Longer, shorter, taller

OW-K-117 E4 | Five questions

Success criteria

I can compare two objects and tell how their measurements differ.

Name: _____ Date: _____

Ask an adult to show you how to start. Then finish the problem together.

1. Compare A and B. Which is longer?

A

B

2. Compare A and B. Which is longer?

A

B

3. Compare A and B. Which is taller?



4. Compare A and B. Which is taller?



5. Write a problem like question 1 with new numbers or objects. Solve it and show your work.

You can point, speak, draw, or write. Adults can note any help they give.



WORKSHEET OUTPOST | Kindergarten Math — Supported

Longer, shorter, taller

OW-K-117 E5 | Five questions

Success criteria

I can compare two objects and tell how their measurements differ.

Name: _____ Date: _____

Try each problem. Tell an adult how you solved it. The adult can write down your answers.

1. Compare A and B. Which is longer?

A

B

2. Compare A and B. Which is longer?

A

B

3. Compare A and B. Which is taller?



4. Compare A and B. Which is taller?



5. Write a problem like question 1 with new numbers or objects. Solve it and show your work.

You can point, speak, draw, or write. Adults can note any help they give.



WORKSHEET OUTPOST | Kindergarten Math — Supported

Which container holds more?

Success criteria
I can match or count the objects to show which group has more, fewer, or the same number.

OW-K-118 E1 | Five questions

Name: _____ Date: _____

Listen as an adult reads each question. Use counters or draw a picture to solve it.

1. Cup A holds 2 scoops. Cup B holds 5 scoops. All scoops are the same size. Which holds more?

2. Cup A holds 6 scoops. Cup B holds 3 scoops. All scoops are the same size. Which holds more?

3. Cup A holds 4 scoops. Cup B holds 7 scoops. All scoops are the same size. Which holds more?

4. Cup A holds 5 scoops. Cup B holds 2 scoops. All scoops are the same size. Which holds more?

5. Write a problem like question 1 with new numbers or objects. Solve it and show your work.

You can point, speak, draw, or write. Adults can note any help they give.



WORKSHEET OUTPOST | Kindergarten Math — Supported

Which container holds more?

Success criteria
I can match or count the objects to show which group has more, fewer, or the same number.

OW-K-118 E2 | Five questions

Name: _____ Date: _____

Work with a partner. Build a model, then say or write your answer.

1. Cup A holds 2 scoops. Cup B holds 5 scoops. All scoops are the same size. Which holds more?

2. Cup A holds 6 scoops. Cup B holds 3 scoops. All scoops are the same size. Which holds more?

3. Cup A holds 4 scoops. Cup B holds 7 scoops. All scoops are the same size. Which holds more?

4. Cup A holds 5 scoops. Cup B holds 2 scoops. All scoops are the same size. Which holds more?

5. Write a problem like question 1 with new numbers or objects. Solve it and show your work.

You can point, speak, draw, or write. Adults can note any help they give.



WORKSHEET OUTPOST | Kindergarten Math — Supported

Which container holds more?

Success criteria
I can match or count the objects to show which group has more, fewer, or the same number.

OW-K-118 E3 | Five questions

Name: _____ Date: _____

Work with a helper. Use objects, a number line, or a drawing to solve each problem.

1. Cup A holds 2 scoops. Cup B holds 5 scoops. All scoops are the same size. Which holds more?

2. Cup A holds 6 scoops. Cup B holds 3 scoops. All scoops are the same size. Which holds more?

3. Cup A holds 4 scoops. Cup B holds 7 scoops. All scoops are the same size. Which holds more?

4. Cup A holds 5 scoops. Cup B holds 2 scoops. All scoops are the same size. Which holds more?

5. Write a problem like question 1 with new numbers or objects. Solve it and show your work.

You can point, speak, draw, or write. Adults can note any help they give.



WORKSHEET OUTPOST | Kindergarten Math — Supported

Which container holds more?

Success criteria
I can match or count the objects to show which group has more, fewer, or the same number.

OW-K-118 E4 | Five questions

Name: _____ Date: _____

Ask an adult to show you how to start. Then finish the problem together.

1. Cup A holds 2 scoops. Cup B holds 5 scoops. All scoops are the same size. Which holds more?

2. Cup A holds 6 scoops. Cup B holds 3 scoops. All scoops are the same size. Which holds more?

3. Cup A holds 4 scoops. Cup B holds 7 scoops. All scoops are the same size. Which holds more?

4. Cup A holds 5 scoops. Cup B holds 2 scoops. All scoops are the same size. Which holds more?

5. Write a problem like question 1 with new numbers or objects. Solve it and show your work.

You can point, speak, draw, or write. Adults can note any help they give.



WORKSHEET OUTPOST | Kindergarten Math — Supported

Which container holds more?

Success criteria
I can match or count the objects to show which group has more, fewer, or the same number.

OW-K-118 E5 | Five questions

Name: _____ Date: _____

Try each problem. Tell an adult how you solved it. The adult can write down your answers.

1. Cup A holds 2 scoops. Cup B holds 5 scoops. All scoops are the same size. Which holds more?

2. Cup A holds 6 scoops. Cup B holds 3 scoops. All scoops are the same size. Which holds more?

3. Cup A holds 4 scoops. Cup B holds 7 scoops. All scoops are the same size. Which holds more?

4. Cup A holds 5 scoops. Cup B holds 2 scoops. All scoops are the same size. Which holds more?

5. Write a problem like question 1 with new numbers or objects. Solve it and show your work.

You can point, speak, draw, or write. Adults can note any help they give.



WORKSHEET OUTPOST | Kindergarten Math — Supported

Build eleven through thirteen

Success criteria
I can show a teen number as one ten and some extra ones.

OW-K-119 E1 | Five questions

Name: _____ Date: _____

Listen as an adult reads each question. Use counters or draw a picture to solve it.

1. Write the number. Complete: 10 + ____ = ____.

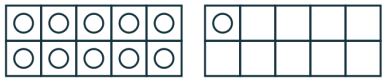

2. Write the number. Complete: 10 + ____ = ____.

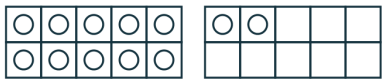

3. Write the number. Complete: 10 + ____ = ____.

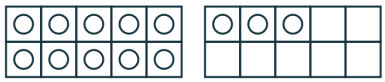

4. Write the number. Complete: 10 + ____ = ____.



5. Write a problem like question 1 with new numbers or objects. Solve it and show your work.

You can point, speak, draw, or write. Adults can note any help they give.



WORKSHEET OUTPOST | Kindergarten Math — Supported

Build eleven through thirteen

Success criteria
I can show a teen number as one ten and some extra ones.

OW-K-119 E2 | Five questions

Name: _____ Date: _____

Work with a partner. Build a model, then say or write your answer.

1. Write the number. Complete: 10 + ___ = ___.

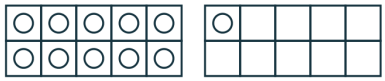

2. Write the number. Complete: 10 + ___ = ___.

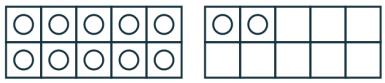

3. Write the number. Complete: 10 + ___ = ___.

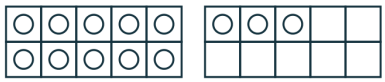

4. Write the number. Complete: 10 + ___ = ___.



5. Write a problem like question 1 with new numbers or objects. Solve it and show your work.

You can point, speak, draw, or write. Adults can note any help they give.



WORKSHEET OUTPOST | Kindergarten Math — Supported

Build eleven through thirteen

Success criteria
I can show a teen number as one ten and some extra ones.

OW-K-119 E3 | Five questions

Name: _____ Date: _____

Work with a helper. Use objects, a number line, or a drawing to solve each problem.

1. Write the number. Complete: 10 + ___ = ___.

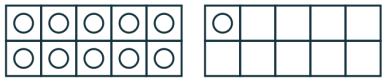

2. Write the number. Complete: 10 + ___ = ___.

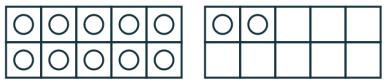

3. Write the number. Complete: 10 + ___ = ___.

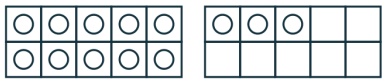

4. Write the number. Complete: 10 + ___ = ___.



5. Write a problem like question 1 with new numbers or objects. Solve it and show your work.

You can point, speak, draw, or write. Adults can note any help they give.



WORKSHEET OUTPOST | Kindergarten Math — Supported

Build eleven through thirteen

OW-K-119 E4 | Five questions

Success criteria

I can show a teen number as one ten and some extra ones.

Name: _____ Date: _____

Ask an adult to show you how to start. Then finish the problem together.

1. Write the number. Complete: 10 + ___ = ___.

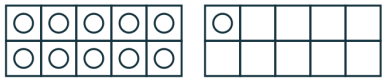

2. Write the number. Complete: 10 + ___ = ___.

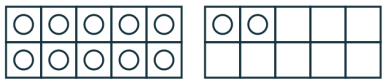

3. Write the number. Complete: 10 + ___ = ___.

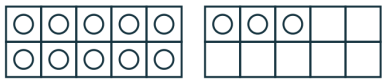

4. Write the number. Complete: 10 + ___ = ___.



5. Write a problem like question 1 with new numbers or objects. Solve it and show your work.

You can point, speak, draw, or write. Adults can note any help they give.



WORKSHEET OUTPOST | Kindergarten Math — Supported

Build eleven through thirteen

Success criteria
I can show a teen number as one ten and some extra ones.

OW-K-119 E5 | Five questions

Name: _____ Date: _____

Try each problem. Tell an adult how you solved it. The adult can write down your answers.

1. Write the number. Complete: 10 + ____ = ____.

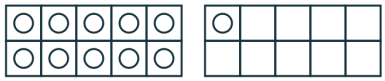

2. Write the number. Complete: 10 + ____ = ____.

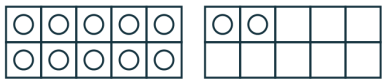

3. Write the number. Complete: 10 + ____ = ____.

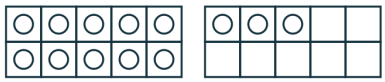

4. Write the number. Complete: 10 + ____ = ____.



5. Write a problem like question 1 with new numbers or objects. Solve it and show your work.

You can point, speak, draw, or write. Adults can note any help they give.



WORKSHEET OUTPOST | Kindergarten Math — Supported

Build fourteen through sixteen

Success criteria
I can show a teen number as one ten and some extra ones.

OW-K-120 E1 | Five questions

Name: _____ Date: _____

Listen as an adult reads each question. Use counters or draw a picture to solve it.

1. Write the number. Complete: 10 + ____ = ____.

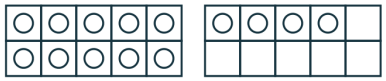

2. Write the number. Complete: 10 + ____ = ____.

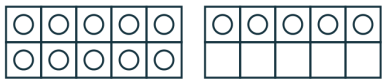

3. Write the number. Complete: 10 + ____ = ____.

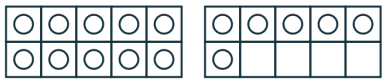

4. Write the number. Complete: 10 + ____ = ____.

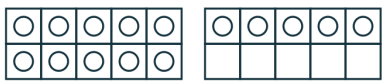

5. Write a problem like question 1 with new numbers or objects. Solve it and show your work.

You can point, speak, draw, or write. Adults can note any help they give.



WORKSHEET OUTPOST | Kindergarten Math — Supported

Build fourteen through sixteen

Success criteria
I can show a teen number as one ten and some extra ones.

OW-K-120 E2 | Five questions

Name: _____ Date: _____

Work with a partner. Build a model, then say or write your answer.

1. Write the number. Complete: 10 + ____ = ____.

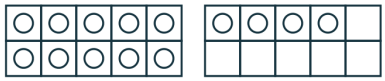

2. Write the number. Complete: 10 + ____ = ____.

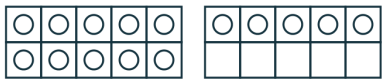

3. Write the number. Complete: 10 + ____ = ____.

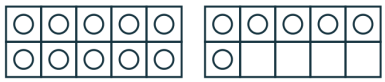

4. Write the number. Complete: 10 + ____ = ____.



5. Write a problem like question 1 with new numbers or objects. Solve it and show your work.

You can point, speak, draw, or write. Adults can note any help they give.



WORKSHEET OUTPOST | Kindergarten Math — Supported

Build fourteen through sixteen

OW-K-120 E3 | Five questions

Success criteria

I can show a teen number as one ten and some extra ones.

Name: _____ Date: _____

Work with a helper. Use objects, a number line, or a drawing to solve each problem.

1. Write the number. Complete: 10 + ____ = ____.

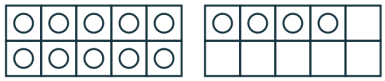

2. Write the number. Complete: 10 + ____ = ____.

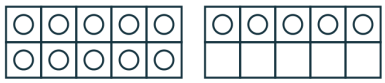

3. Write the number. Complete: 10 + ____ = ____.

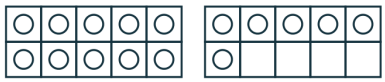

4. Write the number. Complete: 10 + ____ = ____.



5. Write a problem like question 1 with new numbers or objects. Solve it and show your work.

You can point, speak, draw, or write. Adults can note any help they give.



WORKSHEET OUTPOST | Kindergarten Math — Supported

Build fourteen through sixteen

OW-K-120 E4 | Five questions

Success criteria

I can show a teen number as one ten and some extra ones.

Name: _____ Date: _____

Ask an adult to show you how to start. Then finish the problem together.

1. Write the number. Complete: 10 + ____ = ____.

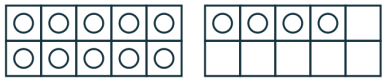

2. Write the number. Complete: 10 + ____ = ____.

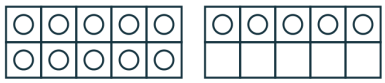

3. Write the number. Complete: 10 + ____ = ____.

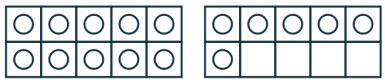

4. Write the number. Complete: 10 + ____ = ____.



5. Write a problem like question 1 with new numbers or objects. Solve it and show your work.

You can point, speak, draw, or write. Adults can note any help they give.



WORKSHEET OUTPOST | Kindergarten Math — Supported

Build fourteen through sixteen

OW-K-120 E5 | Five questions

Success criteria

I can show a teen number as one ten and some extra ones.

Name: _____ Date: _____

Try each problem. Tell an adult how you solved it. The adult can write down your answers.

1. Write the number. Complete: 10 + ____ = ____.

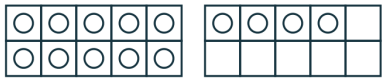

2. Write the number. Complete: 10 + ____ = ____.

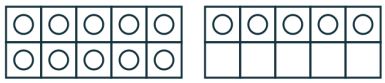

3. Write the number. Complete: 10 + ____ = ____.

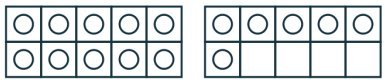

4. Write the number. Complete: 10 + ____ = ____.



5. Write a problem like question 1 with new numbers or objects. Solve it and show your work.

You can point, speak, draw, or write. Adults can note any help they give.



WORKSHEET OUTPOST | Kindergarten Math — Supported

Build seventeen through nineteen

Success criteria
I can show a teen number as one ten and some extra ones.

OW-K-121 E1 | Five questions

Name: _____ Date: _____

Listen as an adult reads each question. Use counters or draw a picture to solve it.

1. Write the number. Complete: 10 + ____ = ____.

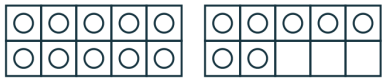

2. Write the number. Complete: 10 + ____ = ____.

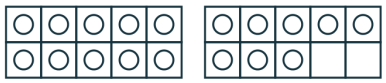

3. Write the number. Complete: 10 + ____ = ____.

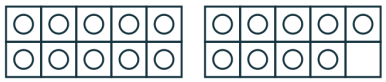

4. Write the number. Complete: 10 + ____ = ____.

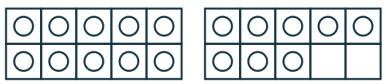

5. Write a problem like question 1 with new numbers or objects. Solve it and show your work.

You can point, speak, draw, or write. Adults can note any help they give.



WORKSHEET OUTPOST | Kindergarten Math — Supported

Build seventeen through nineteen

OW-K-121 E2 | Five questions

Success criteria
I can show a teen number as one ten and some extra ones.

Name: _____ Date: _____

Work with a partner. Build a model, then say or write your answer.

1. Write the number. Complete: 10 + ____ = ____.

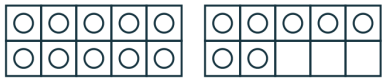

2. Write the number. Complete: 10 + ____ = ____.

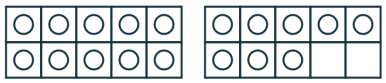

3. Write the number. Complete: 10 + ____ = ____.

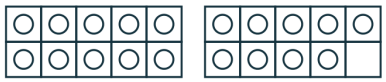

4. Write the number. Complete: 10 + ____ = ____.

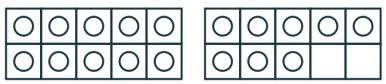

5. Write a problem like question 1 with new numbers or objects. Solve it and show your work.

You can point, speak, draw, or write. Adults can note any help they give.



WORKSHEET OUTPOST | Kindergarten Math — Supported

Build seventeen through nineteen

OW-K-121 E3 | Five questions

Success criteria
I can show a teen number as one ten and some extra ones.

Name: _____ Date: _____

Work with a helper. Use objects, a number line, or a drawing to solve each problem.

1. Write the number. Complete: 10 + ____ = ____.

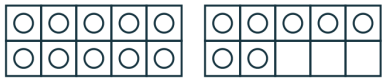

2. Write the number. Complete: 10 + ____ = ____.

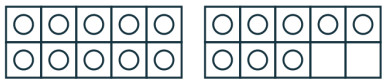

3. Write the number. Complete: 10 + ____ = ____.

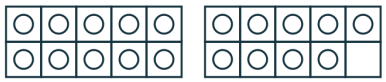

4. Write the number. Complete: 10 + ____ = ____.

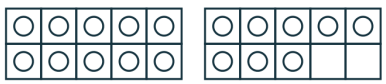

5. Write a problem like question 1 with new numbers or objects. Solve it and show your work.

You can point, speak, draw, or write. Adults can note any help they give.



WORKSHEET OUTPOST | Kindergarten Math — Supported

Build seventeen through nineteen

OW-K-121 E4 | Five questions

Success criteria

I can show a teen number as one ten and some extra ones.

Name: _____ Date: _____

Ask an adult to show you how to start. Then finish the problem together.

1. Write the number. Complete: 10 + ____ = ____.

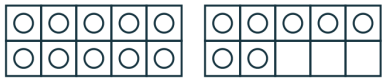

2. Write the number. Complete: 10 + ____ = ____.

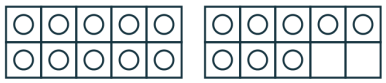

3. Write the number. Complete: 10 + ____ = ____.

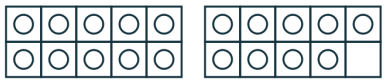

4. Write the number. Complete: 10 + ____ = ____.

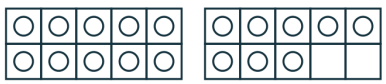

5. Write a problem like question 1 with new numbers or objects. Solve it and show your work.

You can point, speak, draw, or write. Adults can note any help they give.



WORKSHEET OUTPOST | Kindergarten Math — Supported

Build seventeen through nineteen

OW-K-121 E5 | Five questions

Success criteria

I can show a teen number as one ten and some extra ones.

Name: _____ Date: _____

Try each problem. Tell an adult how you solved it. The adult can write down your answers.

1. Write the number. Complete: 10 + ____ = ____.

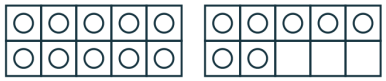

2. Write the number. Complete: 10 + ____ = ____.

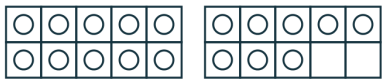

3. Write the number. Complete: 10 + ____ = ____.

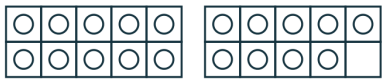

4. Write the number. Complete: 10 + ____ = ____.

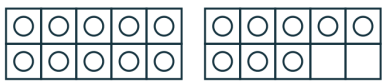

5. Write a problem like question 1 with new numbers or objects. Solve it and show your work.

You can point, speak, draw, or write. Adults can note any help they give.



WORKSHEET OUTPOST | Kindergarten Math — Supported

Extra practice: break apart teen numbers

OW-K-122 E1 | Five questions

Success criteria

I can show a teen number as one ten and some extra ones.

Name: _____ Date: _____

Listen as an adult reads each question. Use counters or draw a picture to solve it.

1. 12 = 10 + ____. Draw one group of 10 and the extra ones.

2. 14 = 10 + ____. Draw one group of 10 and the extra ones.

3. 17 = 10 + ____. Draw one group of 10 and the extra ones.

4. 19 = 10 + ____. Draw one group of 10 and the extra ones.

5. Write a problem like question 1 with new numbers or objects. Solve it and show your work.

You can point, speak, draw, or write. Adults can note any help they give.



WORKSHEET OUTPOST | Kindergarten Math — Supported

Extra practice: break apart teen numbers

OW-K-122 E2 | Five questions

Name: _____ Date: _____

Success criteria

I can show a teen number as one ten and some extra ones.

Work with a partner. Build a model, then say or write your answer.

1. 12 = 10 + ____. Draw one group of 10 and the extra ones.

2. 14 = 10 + ____. Draw one group of 10 and the extra ones.

3. 17 = 10 + ____. Draw one group of 10 and the extra ones.

4. 19 = 10 + ____. Draw one group of 10 and the extra ones.

5. Write a problem like question 1 with new numbers or objects. Solve it and show your work.

You can point, speak, draw, or write. Adults can note any help they give.



WORKSHEET OUTPOST | Kindergarten Math — Supported

Extra practice: break apart teen numbers

OW-K-122 E3 | Five questions

Success criteria

I can show a teen number as one ten and some extra ones.

Name: _____ Date: _____

Work with a helper. Use objects, a number line, or a drawing to solve each problem.

1. 12 = 10 + ____. Draw one group of 10 and the extra ones.

2. 14 = 10 + ____. Draw one group of 10 and the extra ones.

3. 17 = 10 + ____. Draw one group of 10 and the extra ones.

4. 19 = 10 + ____. Draw one group of 10 and the extra ones.

5. Write a problem like question 1 with new numbers or objects. Solve it and show your work.

You can point, speak, draw, or write. Adults can note any help they give.



WORKSHEET OUTPOST | Kindergarten Math — Supported

Extra practice: break apart teen numbers

OW-K-122 E4 | Five questions

Name: _____ Date: _____

Success criteria

I can show a teen number as one ten and some extra ones.

Ask an adult to show you how to start. Then finish the problem together.

1. 12 = 10 + ____. Draw one group of 10 and the extra ones.

2. 14 = 10 + ____. Draw one group of 10 and the extra ones.

3. 17 = 10 + ____. Draw one group of 10 and the extra ones.

4. 19 = 10 + ____. Draw one group of 10 and the extra ones.

5. Write a problem like question 1 with new numbers or objects. Solve it and show your work.

You can point, speak, draw, or write. Adults can note any help they give.



WORKSHEET OUTPOST | Kindergarten Math — Supported

Extra practice: break apart teen numbers

OW-K-122 E5 | Five questions

Success criteria

I can show a teen number as one ten and some extra ones.

Name: _____ Date: _____

Try each problem. Tell an adult how you solved it. The adult can write down your answers.

1. 12 = 10 + ____. Draw one group of 10 and the extra ones.

2. 14 = 10 + ____. Draw one group of 10 and the extra ones.

3. 17 = 10 + ____. Draw one group of 10 and the extra ones.

4. 19 = 10 + ____. Draw one group of 10 and the extra ones.

5. Write a problem like question 1 with new numbers or objects. Solve it and show your work.

You can point, speak, draw, or write. Adults can note any help they give.



WORKSHEET OUTPOST | Kindergarten Math — Supported

Extra practice: build 11, 12, and 13

OW-K-123 E1 | Five questions

Success criteria

I can show a teen number as one ten and some extra ones.

Name: _____ Date: _____

Listen as an adult reads each question. Use counters or draw a picture to solve it.

1. Write the number. Complete: 10 + ____ = ____.

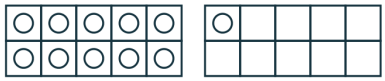

2. Write the number. Complete: 10 + ____ = ____.

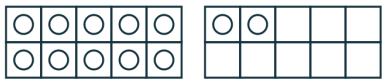

3. Write the number. Complete: 10 + ____ = ____.

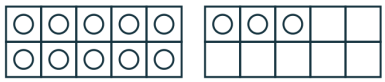

4. Write the number. Complete: 10 + ____ = ____.



5. Write a problem like question 1 with new numbers or objects. Solve it and show your work.

You can point, speak, draw, or write. Adults can note any help they give.



WORKSHEET OUTPOST | Kindergarten Math — Supported

Extra practice: build 11, 12, and 13

Success criteria
I can show a teen number as one ten and some extra ones.

OW-K-123 E2 | Five questions

Name: _____ Date: _____

Work with a partner. Build a model, then say or write your answer.

1. Write the number. Complete: 10 + ____ = ____.

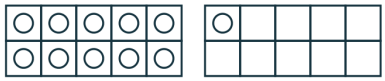

2. Write the number. Complete: 10 + ____ = ____.

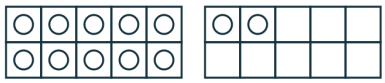

3. Write the number. Complete: 10 + ____ = ____.

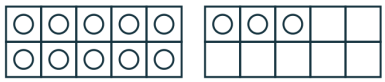

4. Write the number. Complete: 10 + ____ = ____.



5. Write a problem like question 1 with new numbers or objects. Solve it and show your work.

You can point, speak, draw, or write. Adults can note any help they give.



WORKSHEET OUTPOST | Kindergarten Math — Supported

Extra practice: build 11, 12, and 13

OW-K-123 E3 | Five questions

Success criteria

I can show a teen number as one ten and some extra ones.

Name: _____ Date: _____

Work with a helper. Use objects, a number line, or a drawing to solve each problem.

1. Write the number. Complete: 10 + ____ = ____.

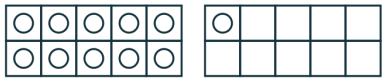

2. Write the number. Complete: 10 + ____ = ____.

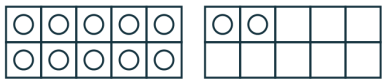

3. Write the number. Complete: 10 + ____ = ____.

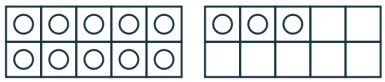

4. Write the number. Complete: 10 + ____ = ____.



5. Write a problem like question 1 with new numbers or objects. Solve it and show your work.

You can point, speak, draw, or write. Adults can note any help they give.



WORKSHEET OUTPOST | Kindergarten Math — Supported

Extra practice: build 11, 12, and 13

OW-K-123 E4 | Five questions

Success criteria

I can show a teen number as one ten and some extra ones.

Name: _____ Date: _____

Ask an adult to show you how to start. Then finish the problem together.

1. Write the number. Complete: 10 + ____ = ____.

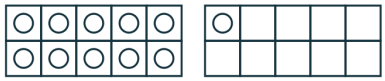

2. Write the number. Complete: 10 + ____ = ____.

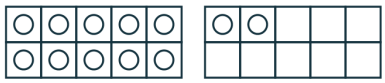

3. Write the number. Complete: 10 + ____ = ____.

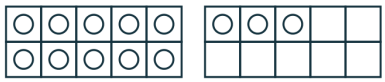

4. Write the number. Complete: 10 + ____ = ____.



5. Write a problem like question 1 with new numbers or objects. Solve it and show your work.

You can point, speak, draw, or write. Adults can note any help they give.



WORKSHEET OUTPOST | Kindergarten Math — Supported

Extra practice: build 11, 12, and 13

OW-K-123 E5 | Five questions

Success criteria

I can show a teen number as one ten and some extra ones.

Name: _____ Date: _____

Try each problem. Tell an adult how you solved it. The adult can write down your answers.

1. Write the number. Complete: 10 + ____ = ____.

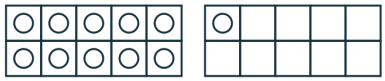

2. Write the number. Complete: 10 + ____ = ____.

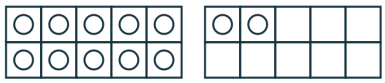

3. Write the number. Complete: 10 + ____ = ____.

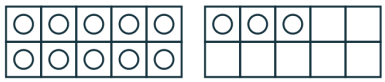

4. Write the number. Complete: 10 + ____ = ____.



5. Write a problem like question 1 with new numbers or objects. Solve it and show your work.

You can point, speak, draw, or write. Adults can note any help they give.



WORKSHEET OUTPOST | Kindergarten Math — Supported

Extra practice: build 14, 15, and 16

OW-K-124 E1 | Five questions

Success criteria

I can show a teen number as one ten and some extra ones.

Name: _____ Date: _____

Listen as an adult reads each question. Use counters or draw a picture to solve it.

1. Write the number. Complete: 10 + ____ = ____.

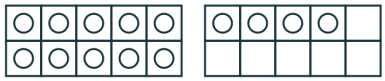

2. Write the number. Complete: 10 + ____ = ____.

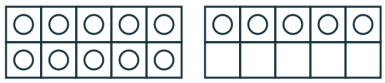

3. Write the number. Complete: 10 + ____ = ____.

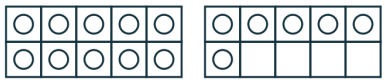

4. Write the number. Complete: 10 + ____ = ____.



5. Write a problem like question 1 with new numbers or objects. Solve it and show your work.

You can point, speak, draw, or write. Adults can note any help they give.



WORKSHEET OUTPOST | Kindergarten Math — Supported

Extra practice: build 14, 15, and 16

Success criteria
I can show a teen number as one ten and some extra ones.

OW-K-124 E2 | Five questions

Name: _____ Date: _____

Work with a partner. Build a model, then say or write your answer.

1. Write the number. Complete: 10 + ____ = ____.

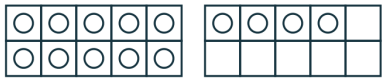

2. Write the number. Complete: 10 + ____ = ____.

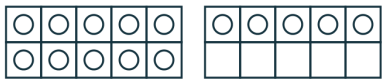

3. Write the number. Complete: 10 + ____ = ____.

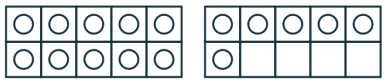

4. Write the number. Complete: 10 + ____ = ____.



5. Write a problem like question 1 with new numbers or objects. Solve it and show your work.

You can point, speak, draw, or write. Adults can note any help they give.



WORKSHEET OUTPOST | Kindergarten Math — Supported

Extra practice: build 14, 15, and 16

Success criteria
I can show a teen number as one ten and some extra ones.

OW-K-124 E3 | Five questions

Name: _____ Date: _____

Work with a helper. Use objects, a number line, or a drawing to solve each problem.

1. Write the number. Complete: 10 + ____ = ____.

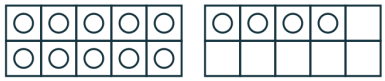

2. Write the number. Complete: 10 + ____ = ____.

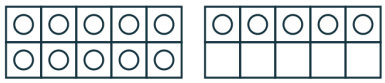

3. Write the number. Complete: 10 + ____ = ____.

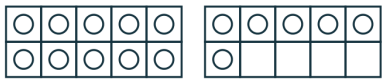

4. Write the number. Complete: 10 + ____ = ____.



5. Write a problem like question 1 with new numbers or objects. Solve it and show your work.

You can point, speak, draw, or write. Adults can note any help they give.



WORKSHEET OUTPOST | Kindergarten Math — Supported

Extra practice: build 14, 15, and 16

OW-K-124 E4 | Five questions

Success criteria

I can show a teen number as one ten and some extra ones.

Name: _____ Date: _____

Ask an adult to show you how to start. Then finish the problem together.

1. Write the number. Complete: 10 + ____ = ____.

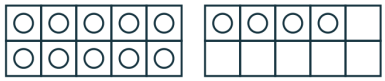

2. Write the number. Complete: 10 + ____ = ____.

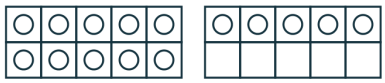

3. Write the number. Complete: 10 + ____ = ____.

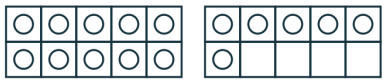

4. Write the number. Complete: 10 + ____ = ____.



5. Write a problem like question 1 with new numbers or objects. Solve it and show your work.

You can point, speak, draw, or write. Adults can note any help they give.



WORKSHEET OUTPOST | Kindergarten Math — Supported

Extra practice: build 14, 15, and 16

Success criteria
I can show a teen number as one ten and some extra ones.

OW-K-124 E5 | Five questions

Name: _____ Date: _____

Try each problem. Tell an adult how you solved it. The adult can write down your answers.

1. Write the number. Complete: 10 + ____ = ____.

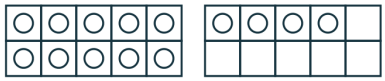

2. Write the number. Complete: 10 + ____ = ____.

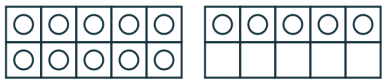

3. Write the number. Complete: 10 + ____ = ____.

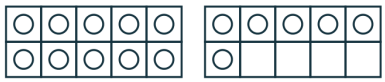

4. Write the number. Complete: 10 + ____ = ____.



5. Write a problem like question 1 with new numbers or objects. Solve it and show your work.

You can point, speak, draw, or write. Adults can note any help they give.



WORKSHEET OUTPOST | Kindergarten Math — Supported

Extra practice: build 17, 18, and 19

Success criteria
I can show a teen number as one ten and some extra ones.

OW-K-125 E1 | Five questions

Name: _____ Date: _____

Listen as an adult reads each question. Use counters or draw a picture to solve it.

1. Write the number. Complete: 10 + ____ = ____.

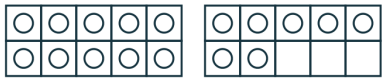

2. Write the number. Complete: 10 + ____ = ____.

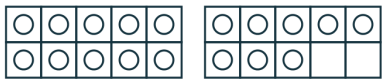

3. Write the number. Complete: 10 + ____ = ____.

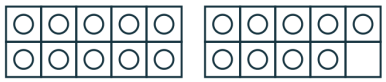

4. Write the number. Complete: 10 + ____ = ____.

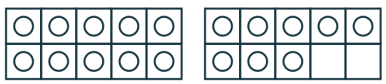

5. Write a problem like question 1 with new numbers or objects. Solve it and show your work.

You can point, speak, draw, or write. Adults can note any help they give.



WORKSHEET OUTPOST | Kindergarten Math — Supported

Extra practice: build 17, 18, and 19

Success criteria
I can show a teen number as one ten and some extra ones.

OW-K-125 E2 | Five questions

Name: _____ Date: _____

Work with a partner. Build a model, then say or write your answer.

1. Write the number. Complete: 10 + ____ = ____.

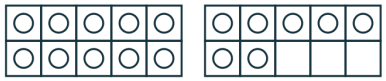

2. Write the number. Complete: 10 + ____ = ____.

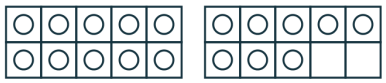

3. Write the number. Complete: 10 + ____ = ____.

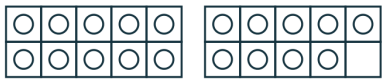

4. Write the number. Complete: 10 + ____ = ____.

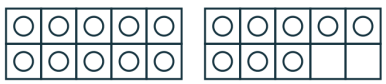

5. Write a problem like question 1 with new numbers or objects. Solve it and show your work.

You can point, speak, draw, or write. Adults can note any help they give.



WORKSHEET OUTPOST | Kindergarten Math — Supported

Extra practice: build 17, 18, and 19

Success criteria
I can show a teen number as one ten and some extra ones.

OW-K-125 E3 | Five questions

Name: _____ Date: _____

Work with a helper. Use objects, a number line, or a drawing to solve each problem.

1. Write the number. Complete: 10 + ____ = ____.

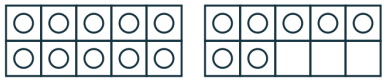

2. Write the number. Complete: 10 + ____ = ____.

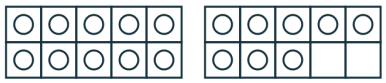

3. Write the number. Complete: 10 + ____ = ____.

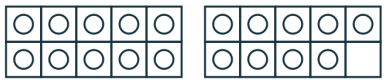

4. Write the number. Complete: 10 + ____ = ____.

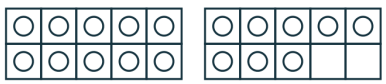

5. Write a problem like question 1 with new numbers or objects. Solve it and show your work.

You can point, speak, draw, or write. Adults can note any help they give.



WORKSHEET OUTPOST | Kindergarten Math — Supported

Extra practice: build 17, 18, and 19

OW-K-125 E4 | Five questions

Success criteria

I can show a teen number as one ten and some extra ones.

Name: _____ Date: _____

Ask an adult to show you how to start. Then finish the problem together.

1. Write the number. Complete: 10 + ____ = ____.

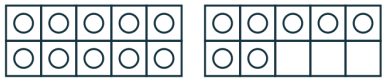

2. Write the number. Complete: 10 + ____ = ____.

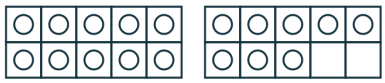

3. Write the number. Complete: 10 + ____ = ____.

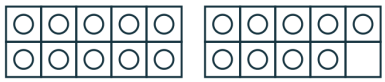

4. Write the number. Complete: 10 + ____ = ____.

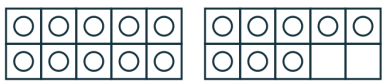

5. Write a problem like question 1 with new numbers or objects. Solve it and show your work.

You can point, speak, draw, or write. Adults can note any help they give.



WORKSHEET OUTPOST | Kindergarten Math — Supported

Extra practice: build 17, 18, and 19

Success criteria
I can show a teen number as one ten and some extra ones.

OW-K-125 E5 | Five questions

Name: _____ Date: _____

Try each problem. Tell an adult how you solved it. The adult can write down your answers.

1. Write the number. Complete: 10 + ____ = ____.

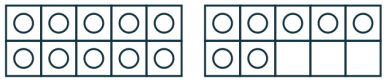

2. Write the number. Complete: 10 + ____ = ____.

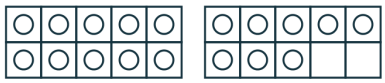

3. Write the number. Complete: 10 + ____ = ____.

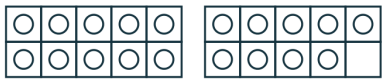

4. Write the number. Complete: 10 + ____ = ____.

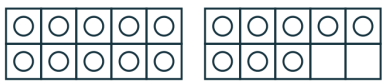

5. Write a problem like question 1 with new numbers or objects. Solve it and show your work.

You can point, speak, draw, or write. Adults can note any help they give.



WORKSHEET OUTPOST | Kindergarten Math — Supported

Extra practice: explain tens and extra ones

OW-K-126 E1 | Five questions

Success criteria

I can show a teen number as one ten and some extra ones.

Name: _____ Date: _____

Listen as an adult reads each question. Use counters or draw a picture to solve it.

1. Max says 12 is 10 and 3 more. Is Max right? Explain.

2. Max says 14 is 10 and 5 more. Is Max right? Explain.

3. Max says 17 is 10 and 8 more. Is Max right? Explain.

4. Max says 19 is 10 and 10 more. Is Max right? Explain.

5. Write a problem like question 1 with new numbers or objects. Solve it and show your work.

You can point, speak, draw, or write. Adults can note any help they give.



WORKSHEET OUTPOST | Kindergarten Math — Supported

Extra practice: explain tens and extra ones

OW-K-126 E2 | Five questions

Name: _____ Date: _____

Success criteria

I can show a teen number as one ten and some extra ones.

Work with a partner. Build a model, then say or write your answer.

1. Max says 12 is 10 and 3 more. Is Max right? Explain.

2. Max says 14 is 10 and 5 more. Is Max right? Explain.

3. Max says 17 is 10 and 8 more. Is Max right? Explain.

4. Max says 19 is 10 and 10 more. Is Max right? Explain.

5. Write a problem like question 1 with new numbers or objects. Solve it and show your work.

You can point, speak, draw, or write. Adults can note any help they give.



WORKSHEET OUTPOST | Kindergarten Math — Supported

Extra practice: explain tens and extra ones

OW-K-126 E3 | Five questions

Name: _____ Date: _____

Success criteria

I can show a teen number as one ten and some extra ones.

Work with a helper. Use objects, a number line, or a drawing to solve each problem.

1. Max says 12 is 10 and 3 more. Is Max right? Explain.

2. Max says 14 is 10 and 5 more. Is Max right? Explain.

3. Max says 17 is 10 and 8 more. Is Max right? Explain.

4. Max says 19 is 10 and 10 more. Is Max right? Explain.

5. Write a problem like question 1 with new numbers or objects. Solve it and show your work.

You can point, speak, draw, or write. Adults can note any help they give.



WORKSHEET OUTPOST | Kindergarten Math — Supported

Extra practice: explain tens and extra ones

OW-K-126 E4 | Five questions

Name: _____ Date: _____

Success criteria

I can show a teen number as one ten and some extra ones.

Ask an adult to show you how to start. Then finish the problem together.

1. Max says 12 is 10 and 3 more. Is Max right? Explain.

2. Max says 14 is 10 and 5 more. Is Max right? Explain.

3. Max says 17 is 10 and 8 more. Is Max right? Explain.

4. Max says 19 is 10 and 10 more. Is Max right? Explain.

5. Write a problem like question 1 with new numbers or objects. Solve it and show your work.

You can point, speak, draw, or write. Adults can note any help they give.



WORKSHEET OUTPOST | Kindergarten Math — Supported

Extra practice: explain tens and extra ones

OW-K-126 E5 | Five questions

Name: _____ Date: _____

Success criteria

I can show a teen number as one ten and some extra ones.

Try each problem. Tell an adult how you solved it. The adult can write down your answers.

1. Max says 12 is 10 and 3 more. Is Max right? Explain.

2. Max says 14 is 10 and 5 more. Is Max right? Explain.

3. Max says 17 is 10 and 8 more. Is Max right? Explain.

4. Max says 19 is 10 and 10 more. Is Max right? Explain.

5. Write a problem like question 1 with new numbers or objects. Solve it and show your work.

You can point, speak, draw, or write. Adults can note any help they give.



WORKSHEET OUTPOST | Kindergarten Math — Supported

Find the ten inside a teen number

Success criteria
I can show a teen number as one ten and some extra ones.

OW-K-127 E1 | Five questions

Name: _____ Date: _____

Listen as an adult reads each question. Use counters or draw a picture to solve it.

1. Max says 12 is 10 and 3 more. Is Max right? Explain.

2. Max says 14 is 10 and 5 more. Is Max right? Explain.

3. Max says 17 is 10 and 8 more. Is Max right? Explain.

4. Max says 19 is 10 and 10 more. Is Max right? Explain.

5. Write a problem like question 1 with new numbers or objects. Solve it and show your work.

You can point, speak, draw, or write. Adults can note any help they give.



WORKSHEET OUTPOST | Kindergarten Math — Supported

Find the ten inside a teen number

Success criteria
I can show a teen number as one ten and some extra ones.

OW-K-127 E2 | Five questions

Name: _____ Date: _____

Work with a partner. Build a model, then say or write your answer.

1. Max says 12 is 10 and 3 more. Is Max right? Explain.

2. Max says 14 is 10 and 5 more. Is Max right? Explain.

3. Max says 17 is 10 and 8 more. Is Max right? Explain.

4. Max says 19 is 10 and 10 more. Is Max right? Explain.

5. Write a problem like question 1 with new numbers or objects. Solve it and show your work.

You can point, speak, draw, or write. Adults can note any help they give.



WORKSHEET OUTPOST | Kindergarten Math — Supported

Find the ten inside a teen number

Success criteria
I can show a teen number as one ten and some extra ones.

OW-K-127 E3 | Five questions

Name: _____ Date: _____

Work with a helper. Use objects, a number line, or a drawing to solve each problem.

1. Max says 12 is 10 and 3 more. Is Max right? Explain.

2. Max says 14 is 10 and 5 more. Is Max right? Explain.

3. Max says 17 is 10 and 8 more. Is Max right? Explain.

4. Max says 19 is 10 and 10 more. Is Max right? Explain.

5. Write a problem like question 1 with new numbers or objects. Solve it and show your work.

You can point, speak, draw, or write. Adults can note any help they give.



WORKSHEET OUTPOST | Kindergarten Math — Supported

Find the ten inside a teen number

OW-K-127 E4 | Five questions

Success criteria
I can show a teen number as one ten and some extra ones.

Name: _____ Date: _____

Ask an adult to show you how to start. Then finish the problem together.

1. Max says 12 is 10 and 3 more. Is Max right? Explain.

2. Max says 14 is 10 and 5 more. Is Max right? Explain.

3. Max says 17 is 10 and 8 more. Is Max right? Explain.

4. Max says 19 is 10 and 10 more. Is Max right? Explain.

5. Write a problem like question 1 with new numbers or objects. Solve it and show your work.

You can point, speak, draw, or write. Adults can note any help they give.



WORKSHEET OUTPOST | Kindergarten Math — Supported

Find the ten inside a teen number

OW-K-127 E5 | Five questions

Success criteria

I can show a teen number as one ten and some extra ones.

Name: _____ Date: _____

Try each problem. Tell an adult how you solved it. The adult can write down your answers.

1. Max says 12 is 10 and 3 more. Is Max right? Explain.

2. Max says 14 is 10 and 5 more. Is Max right? Explain.

3. Max says 17 is 10 and 8 more. Is Max right? Explain.

4. Max says 19 is 10 and 10 more. Is Max right? Explain.

5. Write a problem like question 1 with new numbers or objects. Solve it and show your work.

You can point, speak, draw, or write. Adults can note any help they give.



WORKSHEET OUTPOST | Kindergarten Math — Supported

Split eleven through thirteen

Success criteria
I can show a teen number as one ten and some extra ones.

OW-K-128 E1 | Five questions

Name: _____ Date: _____

Listen as an adult reads each question. Use counters or draw a picture to solve it.

1. 11 = 10 + ___. Draw 10 dots together and the extra ones.

2. 12 = 10 + ___. Draw 10 dots together and the extra ones.

3. 13 = 10 + ___. Draw 10 dots together and the extra ones.

4. 11 = 10 + ___. Draw 10 dots together and the extra ones.

5. Write a problem like question 1 with new numbers or objects. Solve it and show your work.

You can point, speak, draw, or write. Adults can note any help they give.



WORKSHEET OUTPOST | Kindergarten Math — Supported

Split eleven through thirteen

Success criteria
I can show a teen number as one ten and some extra ones.

OW-K-128 E2 | Five questions

Name: _____ Date: _____

Work with a partner. Build a model, then say or write your answer.

1. 11 = 10 + ___. Draw 10 dots together and the extra ones.

2. 12 = 10 + ___. Draw 10 dots together and the extra ones.

3. 13 = 10 + ___. Draw 10 dots together and the extra ones.

4. 11 = 10 + ___. Draw 10 dots together and the extra ones.

5. Write a problem like question 1 with new numbers or objects. Solve it and show your work.

You can point, speak, draw, or write. Adults can note any help they give.



WORKSHEET OUTPOST | Kindergarten Math — Supported

Split eleven through thirteen

Success criteria
I can show a teen number as one ten and some extra ones.

OW-K-128 E3 | Five questions

Name: _____ Date: _____

Work with a helper. Use objects, a number line, or a drawing to solve each problem.

1. 11 = 10 + ___. Draw 10 dots together and the extra ones.

2. 12 = 10 + ___. Draw 10 dots together and the extra ones.

3. 13 = 10 + ___. Draw 10 dots together and the extra ones.

4. 11 = 10 + ___. Draw 10 dots together and the extra ones.

5. Write a problem like question 1 with new numbers or objects. Solve it and show your work.

You can point, speak, draw, or write. Adults can note any help they give.



WORKSHEET OUTPOST | Kindergarten Math — Supported

Split eleven through thirteen

Success criteria
I can show a teen number as one ten and some extra ones.

OW-K-128 E4 | Five questions

Name: _____ Date: _____

Ask an adult to show you how to start. Then finish the problem together.

1. 11 = 10 + ___. Draw 10 dots together and the extra ones.

2. 12 = 10 + ___. Draw 10 dots together and the extra ones.

3. 13 = 10 + ___. Draw 10 dots together and the extra ones.

4. 11 = 10 + ___. Draw 10 dots together and the extra ones.

5. Write a problem like question 1 with new numbers or objects. Solve it and show your work.

You can point, speak, draw, or write. Adults can note any help they give.



WORKSHEET OUTPOST | Kindergarten Math — Supported

Split eleven through thirteen

Success criteria
I can show a teen number as one ten and some extra ones.

OW-K-128 E5 | Five questions

Name: _____ Date: _____

Try each problem. Tell an adult how you solved it. The adult can write down your answers.

1. 11 = 10 + ___. Draw 10 dots together and the extra ones.

2. 12 = 10 + ___. Draw 10 dots together and the extra ones.

3. 13 = 10 + ___. Draw 10 dots together and the extra ones.

4. 11 = 10 + ___. Draw 10 dots together and the extra ones.

5. Write a problem like question 1 with new numbers or objects. Solve it and show your work.

You can point, speak, draw, or write. Adults can note any help they give.



WORKSHEET OUTPOST | Kindergarten Math — Supported

Split fourteen through sixteen

OW-K-129 E1 | Five questions

Success criteria

I can show a teen number as one ten and some extra ones.

Name: _____ Date: _____

Listen as an adult reads each question. Use counters or draw a picture to solve it.

1. 14 = 10 + ___. Draw 10 dots together and the extra ones.

2. 15 = 10 + ___. Draw 10 dots together and the extra ones.

3. 16 = 10 + ___. Draw 10 dots together and the extra ones.

4. 14 = 10 + ___. Draw 10 dots together and the extra ones.

5. Write a problem like question 1 with new numbers or objects. Solve it and show your work.

You can point, speak, draw, or write. Adults can note any help they give.



WORKSHEET OUTPOST | Kindergarten Math — Supported

Split fourteen through sixteen

OW-K-129 E2 | Five questions

Success criteria
I can show a teen number as one ten and some extra ones.

Name: _____ Date: _____

Work with a partner. Build a model, then say or write your answer.

1. 14 = 10 + ___. Draw 10 dots together and the extra ones.

2. 15 = 10 + ___. Draw 10 dots together and the extra ones.

3. 16 = 10 + ___. Draw 10 dots together and the extra ones.

4. 14 = 10 + ___. Draw 10 dots together and the extra ones.

5. Write a problem like question 1 with new numbers or objects. Solve it and show your work.

You can point, speak, draw, or write. Adults can note any help they give.



WORKSHEET OUTPOST | Kindergarten Math — Supported

Split fourteen through sixteen

OW-K-129 E3 | Five questions

Success criteria
I can show a teen number as one ten and some extra ones.

Name: _____ Date: _____

Work with a helper. Use objects, a number line, or a drawing to solve each problem.

1. 14 = 10 + ___. Draw 10 dots together and the extra ones.

2. 15 = 10 + ___. Draw 10 dots together and the extra ones.

3. 16 = 10 + ___. Draw 10 dots together and the extra ones.

4. 14 = 10 + ___. Draw 10 dots together and the extra ones.

5. Write a problem like question 1 with new numbers or objects. Solve it and show your work.

You can point, speak, draw, or write. Adults can note any help they give.



WORKSHEET OUTPOST | Kindergarten Math — Supported

Split fourteen through sixteen

OW-K-129 E4 | Five questions

Success criteria
I can show a teen number as one ten and some extra ones.

Name: _____ Date: _____

Ask an adult to show you how to start. Then finish the problem together.

1. 14 = 10 + ___. Draw 10 dots together and the extra ones.

2. 15 = 10 + ___. Draw 10 dots together and the extra ones.

3. 16 = 10 + ___. Draw 10 dots together and the extra ones.

4. 14 = 10 + ___. Draw 10 dots together and the extra ones.

5. Write a problem like question 1 with new numbers or objects. Solve it and show your work.

You can point, speak, draw, or write. Adults can note any help they give.



WORKSHEET OUTPOST | Kindergarten Math — Supported

Split fourteen through sixteen

OW-K-129 E5 | Five questions

Success criteria
I can show a teen number as one ten and some extra ones.

Name: _____ Date: _____

Try each problem. Tell an adult how you solved it. The adult can write down your answers.

1. 14 = 10 + ___. Draw 10 dots together and the extra ones.

2. 15 = 10 + ___. Draw 10 dots together and the extra ones.

3. 16 = 10 + ___. Draw 10 dots together and the extra ones.

4. 14 = 10 + ___. Draw 10 dots together and the extra ones.

5. Write a problem like question 1 with new numbers or objects. Solve it and show your work.

You can point, speak, draw, or write. Adults can note any help they give.



WORKSHEET OUTPOST | Kindergarten Math — Supported

Split seventeen through nineteen

OW-K-130 E1 | Five questions

Success criteria

I can show a teen number as one ten and some extra ones.

Name: _____ Date: _____

Listen as an adult reads each question. Use counters or draw a picture to solve it.

1. 17 = 10 + ___. Draw 10 dots together and the extra ones.

2. 18 = 10 + ___. Draw 10 dots together and the extra ones.

3. 19 = 10 + ___. Draw 10 dots together and the extra ones.

4. 17 = 10 + ___. Draw 10 dots together and the extra ones.

5. Write a problem like question 1 with new numbers or objects. Solve it and show your work.

You can point, speak, draw, or write. Adults can note any help they give.



WORKSHEET OUTPOST | Kindergarten Math — Supported

Split seventeen through nineteen

OW-K-130 E2 | Five questions

Success criteria

I can show a teen number as one ten and some extra ones.

Name: _____ Date: _____

Work with a partner. Build a model, then say or write your answer.

1. 17 = 10 + ___. Draw 10 dots together and the extra ones.

2. 18 = 10 + ___. Draw 10 dots together and the extra ones.

3. 19 = 10 + ___. Draw 10 dots together and the extra ones.

4. 17 = 10 + ___. Draw 10 dots together and the extra ones.

5. Write a problem like question 1 with new numbers or objects. Solve it and show your work.

You can point, speak, draw, or write. Adults can note any help they give.



WORKSHEET OUTPOST | Kindergarten Math — Supported

Split seventeen through nineteen

OW-K-130 E3 | Five questions

Success criteria

I can show a teen number as one ten and some extra ones.

Name: _____ Date: _____

Work with a helper. Use objects, a number line, or a drawing to solve each problem.

1. 17 = 10 + ___. Draw 10 dots together and the extra ones.

2. 18 = 10 + ___. Draw 10 dots together and the extra ones.

3. 19 = 10 + ___. Draw 10 dots together and the extra ones.

4. 17 = 10 + ___. Draw 10 dots together and the extra ones.

5. Write a problem like question 1 with new numbers or objects. Solve it and show your work.

You can point, speak, draw, or write. Adults can note any help they give.



WORKSHEET OUTPOST | Kindergarten Math — Supported

Split seventeen through nineteen

OW-K-130 E4 | Five questions

Success criteria

I can show a teen number as one ten and some extra ones.

Name: _____ Date: _____

Ask an adult to show you how to start. Then finish the problem together.

1. 17 = 10 + ___. Draw 10 dots together and the extra ones.

2. 18 = 10 + ___. Draw 10 dots together and the extra ones.

3. 19 = 10 + ___. Draw 10 dots together and the extra ones.

4. 17 = 10 + ___. Draw 10 dots together and the extra ones.

5. Write a problem like question 1 with new numbers or objects. Solve it and show your work.

You can point, speak, draw, or write. Adults can note any help they give.



WORKSHEET OUTPOST | Kindergarten Math — Supported

Split seventeen through nineteen

OW-K-130 E5 | Five questions

Success criteria

I can show a teen number as one ten and some extra ones.

Name: _____ Date: _____

Try each problem. Tell an adult how you solved it. The adult can write down your answers.

1. 17 = 10 + ___. Draw 10 dots together and the extra ones.

2. 18 = 10 + ___. Draw 10 dots together and the extra ones.

3. 19 = 10 + ___. Draw 10 dots together and the extra ones.

4. 17 = 10 + ___. Draw 10 dots together and the extra ones.

5. Write a problem like question 1 with new numbers or objects. Solve it and show your work.

You can point, speak, draw, or write. Adults can note any help they give.



WORKSHEET OUTPOST | Kindergarten Math — Supported

Build with solid objects

Success criteria
I can build or draw a shape and describe its parts.

OW-K-131 E1 | Five questions

Name: _____ Date: _____

Listen as an adult reads each question. Use counters or draw a picture to solve it.

1. Roll clay into a sphere. Draw it and tell whether it rolls.

2. With an adult, build a cube frame from sticks and clay. Draw it.

3. Make a cylinder from clay. Draw its flat ends.

4. Make a cone from clay. Draw and point to its tip and base.

5. Write a problem like question 1 with new numbers or objects. Solve it and show your work.

You can point, speak, draw, or write. Adults can note any help they give.



WORKSHEET OUTPOST | Kindergarten Math — Supported

Build with solid objects

Success criteria
I can build or draw a shape and describe its parts.

OW-K-131 E2 | Five questions

Name: _____ Date: _____

Work with a partner. Build a model, then say or write your answer.

1. Roll clay into a sphere. Draw it and tell whether it rolls.

2. With an adult, build a cube frame from sticks and clay. Draw it.

3. Make a cylinder from clay. Draw its flat ends.

4. Make a cone from clay. Draw and point to its tip and base.

5. Write a problem like question 1 with new numbers or objects. Solve it and show your work.

You can point, speak, draw, or write. Adults can note any help they give.



WORKSHEET OUTPOST | Kindergarten Math — Supported

Build with solid objects

Success criteria
I can build or draw a shape and describe its parts.

OW-K-131 E3 | Five questions

Name: _____ Date: _____

Work with a helper. Use objects, a number line, or a drawing to solve each problem.

1. Roll clay into a sphere. Draw it and tell whether it rolls.

2. With an adult, build a cube frame from sticks and clay. Draw it.

3. Make a cylinder from clay. Draw its flat ends.

4. Make a cone from clay. Draw and point to its tip and base.

5. Write a problem like question 1 with new numbers or objects. Solve it and show your work.

You can point, speak, draw, or write. Adults can note any help they give.



WORKSHEET OUTPOST | Kindergarten Math — Supported

Build with solid objects

Success criteria
I can build or draw a shape and describe its parts.

OW-K-131 E4 | Five questions

Name: _____ Date: _____

Ask an adult to show you how to start. Then finish the problem together.

1. Roll clay into a sphere. Draw it and tell whether it rolls.

2. With an adult, build a cube frame from sticks and clay. Draw it.

3. Make a cylinder from clay. Draw its flat ends.

4. Make a cone from clay. Draw and point to its tip and base.

5. Write a problem like question 1 with new numbers or objects. Solve it and show your work.

You can point, speak, draw, or write. Adults can note any help they give.



WORKSHEET OUTPOST | Kindergarten Math — Supported

Build with solid objects

Success criteria
I can build or draw a shape and describe its parts.

OW-K-131 E5 | Five questions

Name: _____ Date: _____

Try each problem. Tell an adult how you solved it. The adult can write down your answers.

1. Roll clay into a sphere. Draw it and tell whether it rolls.

2. With an adult, build a cube frame from sticks and clay. Draw it.

3. Make a cylinder from clay. Draw its flat ends.

4. Make a cone from clay. Draw and point to its tip and base.

5. Write a problem like question 1 with new numbers or objects. Solve it and show your work.

You can point, speak, draw, or write. Adults can note any help they give.



WORKSHEET OUTPOST | Kindergarten Math — Supported

Combine flat pieces

Success criteria
I can put shapes together to make a new shape.

OW-K-132 E1 | Five questions

Name: _____ Date: _____

Listen as an adult reads each question. Use counters or draw a picture to solve it.

1. Draw a square. Join opposite corners with a line. What two shapes do you see?

2. Draw two equal squares touching side by side. Name the outside shape.

3. Draw a rectangle. Divide it into two smaller rectangles.

4. Draw a large triangle. Draw a line from its top corner to the bottom side. Name the two smaller shapes.

5. Write a problem like question 1 with new numbers or objects. Solve it and show your work.

You can point, speak, draw, or write. Adults can note any help they give.



WORKSHEET OUTPOST | Kindergarten Math — Supported

Combine flat pieces

Success criteria
I can put shapes together to make a new shape.

OW-K-132 E2 | Five questions

Name: _____ Date: _____

Work with a partner. Build a model, then say or write your answer.

1. Draw a square. Join opposite corners with a line. What two shapes do you see?

2. Draw two equal squares touching side by side. Name the outside shape.

3. Draw a rectangle. Divide it into two smaller rectangles.

4. Draw a large triangle. Draw a line from its top corner to the bottom side. Name the two smaller shapes.

5. Write a problem like question 1 with new numbers or objects. Solve it and show your work.

You can point, speak, draw, or write. Adults can note any help they give.



WORKSHEET OUTPOST | Kindergarten Math — Supported

Combine flat pieces

Success criteria
I can put shapes together to make a new shape.

OW-K-132 E3 | Five questions

Name: _____ Date: _____

Work with a helper. Use objects, a number line, or a drawing to solve each problem.

1. Draw a square. Join opposite corners with a line. What two shapes do you see?

2. Draw two equal squares touching side by side. Name the outside shape.

3. Draw a rectangle. Divide it into two smaller rectangles.

4. Draw a large triangle. Draw a line from its top corner to the bottom side. Name the two smaller shapes.

5. Write a problem like question 1 with new numbers or objects. Solve it and show your work.

You can point, speak, draw, or write. Adults can note any help they give.



WORKSHEET OUTPOST | Kindergarten Math — Supported

Combine flat pieces

Success criteria
I can put shapes together to make a new shape.

OW-K-132 E4 | Five questions

Name: _____ Date: _____

Ask an adult to show you how to start. Then finish the problem together.

1. Draw a square. Join opposite corners with a line. What two shapes do you see?

2. Draw two equal squares touching side by side. Name the outside shape.

3. Draw a rectangle. Divide it into two smaller rectangles.

4. Draw a large triangle. Draw a line from its top corner to the bottom side. Name the two smaller shapes.

5. Write a problem like question 1 with new numbers or objects. Solve it and show your work.

You can point, speak, draw, or write. Adults can note any help they give.



WORKSHEET OUTPOST | Kindergarten Math — Supported

Combine flat pieces

Success criteria
I can put shapes together to make a new shape.

OW-K-132 E5 | Five questions

Name: _____ Date: _____

Try each problem. Tell an adult how you solved it. The adult can write down your answers.

1. Draw a square. Join opposite corners with a line. What two shapes do you see?

2. Draw two equal squares touching side by side. Name the outside shape.

3. Draw a rectangle. Divide it into two smaller rectangles.

4. Draw a large triangle. Draw a line from its top corner to the bottom side. Name the two smaller shapes.

5. Write a problem like question 1 with new numbers or objects. Solve it and show your work.

You can point, speak, draw, or write. Adults can note any help they give.



WORKSHEET OUTPOST | Kindergarten Math — Supported

Compare flat-shape features

Success criteria
I can tell how two shapes are alike and different.

OW-K-133 E1 | Five questions

Name: _____ Date: _____

Listen as an adult reads each question. Use counters or draw a picture to solve it.

1. Count the sides and corners. Does turning it change the shape?



2. Count the sides and corners. Does turning it change the shape?



3. Count the sides and corners. Does turning it change the shape?



4. Count the sides and corners. Does turning it change the shape?



5. Draw a shape like one on this page. Name it and describe one thing you notice about it.

You can point, speak, draw, or write. Adults can note any help they give.



WORKSHEET OUTPOST | Kindergarten Math — Supported

Compare flat-shape features

Success criteria
I can tell how two shapes are alike and different.

OW-K-133 E2 | Five questions

Name: _____ Date: _____

Work with a partner. Build a model, then say or write your answer.

1. Count the sides and corners. Does turning it change the shape?



2. Count the sides and corners. Does turning it change the shape?



3. Count the sides and corners. Does turning it change the shape?



4. Count the sides and corners. Does turning it change the shape?



5. Draw a shape like one on this page. Name it and describe one thing you notice about it.

You can point, speak, draw, or write. Adults can note any help they give.



WORKSHEET OUTPOST | Kindergarten Math — Supported

Compare flat-shape features

Success criteria
I can tell how two shapes are alike and different.

OW-K-133 E3 | Five questions

Name: _____ Date: _____

Work with a helper. Use objects, a number line, or a drawing to solve each problem.

1. Count the sides and corners. Does turning it change the shape?



2. Count the sides and corners. Does turning it change the shape?



3. Count the sides and corners. Does turning it change the shape?



4. Count the sides and corners. Does turning it change the shape?



5. Draw a shape like one on this page. Name it and describe one thing you notice about it.

You can point, speak, draw, or write. Adults can note any help they give.



WORKSHEET OUTPOST | Kindergarten Math — Supported

Compare flat-shape features

Success criteria
I can tell how two shapes are alike and different.

OW-K-133 E4 | Five questions

Name: _____ Date: _____

Ask an adult to show you how to start. Then finish the problem together.

1. Count the sides and corners. Does turning it change the shape?



2. Count the sides and corners. Does turning it change the shape?



3. Count the sides and corners. Does turning it change the shape?



4. Count the sides and corners. Does turning it change the shape?



5. Draw a shape like one on this page. Name it and describe one thing you notice about it.

You can point, speak, draw, or write. Adults can note any help they give.



WORKSHEET OUTPOST | Kindergarten Math — Supported

Compare flat-shape features

Success criteria
I can tell how two shapes are alike and different.

OW-K-133 E5 | Five questions

Name: _____ Date: _____

Try each problem. Tell an adult how you solved it. The adult can write down your answers.

1. Count the sides and corners. Does turning it change the shape?



2. Count the sides and corners. Does turning it change the shape?



3. Count the sides and corners. Does turning it change the shape?



4. Count the sides and corners. Does turning it change the shape?



5. Draw a shape like one on this page. Name it and describe one thing you notice about it.

You can point, speak, draw, or write. Adults can note any help they give.



WORKSHEET OUTPOST | Kindergarten Math — Supported

Compare solid-object features

Success criteria
I can tell how two shapes are alike and different.

OW-K-134 E1 | Five questions

Name: _____ Date: _____

Listen as an adult reads each question. Use counters or draw a picture to solve it.

1. Which can roll in every direction: a sphere or a cube?

2. Which has 6 flat square faces: a cube or a cone?

3. Which has 2 flat circular faces: a cone or a cylinder?

4. Name one way a cube and a cylinder are alike.

5. Write a problem like question 1 with new numbers or objects. Solve it and show your work.

You can point, speak, draw, or write. Adults can note any help they give.



WORKSHEET OUTPOST | Kindergarten Math — Supported

Compare solid-object features

Success criteria
I can tell how two shapes are alike and different.

OW-K-134 E2 | Five questions

Name: _____ Date: _____

Work with a partner. Build a model, then say or write your answer.

1. Which can roll in every direction: a sphere or a cube?

2. Which has 6 flat square faces: a cube or a cone?

3. Which has 2 flat circular faces: a cone or a cylinder?

4. Name one way a cube and a cylinder are alike.

5. Write a problem like question 1 with new numbers or objects. Solve it and show your work.

You can point, speak, draw, or write. Adults can note any help they give.



WORKSHEET OUTPOST | Kindergarten Math — Supported

Compare solid-object features

Success criteria
I can tell how two shapes are alike and different.

OW-K-134 E3 | Five questions

Name: _____ Date: _____

Work with a helper. Use objects, a number line, or a drawing to solve each problem.

1. Which can roll in every direction: a sphere or a cube?

2. Which has 6 flat square faces: a cube or a cone?

3. Which has 2 flat circular faces: a cone or a cylinder?

4. Name one way a cube and a cylinder are alike.

5. Write a problem like question 1 with new numbers or objects. Solve it and show your work.

You can point, speak, draw, or write. Adults can note any help they give.



WORKSHEET OUTPOST | Kindergarten Math — Supported

Compare solid-object features

Success criteria
I can tell how two shapes are alike and different.

OW-K-134 E4 | Five questions

Name: _____ Date: _____

Ask an adult to show you how to start. Then finish the problem together.

1. Which can roll in every direction: a sphere or a cube?

2. Which has 6 flat square faces: a cube or a cone?

3. Which has 2 flat circular faces: a cone or a cylinder?

4. Name one way a cube and a cylinder are alike.

5. Write a problem like question 1 with new numbers or objects. Solve it and show your work.

You can point, speak, draw, or write. Adults can note any help they give.



WORKSHEET OUTPOST | Kindergarten Math — Supported

Compare solid-object features

Success criteria
I can tell how two shapes are alike and different.

OW-K-134 E5 | Five questions

Name: _____ Date: _____

Try each problem. Tell an adult how you solved it. The adult can write down your answers.

1. Which can roll in every direction: a sphere or a cube?

2. Which has 6 flat square faces: a cube or a cone?

3. Which has 2 flat circular faces: a cone or a cylinder?

4. Name one way a cube and a cylinder are alike.

5. Write a problem like question 1 with new numbers or objects. Solve it and show your work.

You can point, speak, draw, or write. Adults can note any help they give.



WORKSHEET OUTPOST | Kindergarten Math — Supported

Describe a shape clearly

OW-K-135 E1 | Five questions

Success criteria

I can name a shape even when it is turned or a different size.

Name: _____ Date: _____

Listen as an adult reads each question. Use counters or draw a picture to solve it.

1. Name the shape. Explain using its sides or curved edge.



2. Name the shape. Explain using its sides or curved edge.



3. Name the shape. Explain using its sides or curved edge.



4. Name the shape. Explain using its sides or curved edge.



5. Draw a shape like one on this page. Name it and describe one thing you notice about it.

You can point, speak, draw, or write. Adults can note any help they give.



WORKSHEET OUTPOST | Kindergarten Math — Supported

Describe a shape clearly

OW-K-135 E2 | Five questions

Success criteria

I can name a shape even when it is turned or a different size.

Name: _____ Date: _____

Work with a partner. Build a model, then say or write your answer.

1. Name the shape. Explain using its sides or curved edge.



2. Name the shape. Explain using its sides or curved edge.



3. Name the shape. Explain using its sides or curved edge.



4. Name the shape. Explain using its sides or curved edge.



5. Draw a shape like one on this page. Name it and describe one thing you notice about it.

You can point, speak, draw, or write. Adults can note any help they give.



WORKSHEET OUTPOST | Kindergarten Math — Supported

Describe a shape clearly

Success criteria
I can name a shape even when it is turned or a different size.

OW-K-135 E3 | Five questions

Name: _____ Date: _____

Work with a helper. Use objects, a number line, or a drawing to solve each problem.

1. Name the shape. Explain using its sides or curved edge.



2. Name the shape. Explain using its sides or curved edge.



3. Name the shape. Explain using its sides or curved edge.



4. Name the shape. Explain using its sides or curved edge.



5. Draw a shape like one on this page. Name it and describe one thing you notice about it.

You can point, speak, draw, or write. Adults can note any help they give.



WORKSHEET OUTPOST | Kindergarten Math — Supported

Describe a shape clearly

OW-K-135 E4 | Five questions

Success criteria

I can name a shape even when it is turned or a different size.

Name: _____ Date: _____

Ask an adult to show you how to start. Then finish the problem together.

1. Name the shape. Explain using its sides or curved edge.



2. Name the shape. Explain using its sides or curved edge.



3. Name the shape. Explain using its sides or curved edge.



4. Name the shape. Explain using its sides or curved edge.



5. Draw a shape like one on this page. Name it and describe one thing you notice about it.

You can point, speak, draw, or write. Adults can note any help they give.



WORKSHEET OUTPOST | Kindergarten Math — Supported

Describe a shape clearly

Success criteria
I can name a shape even when it is turned or a different size.

OW-K-135 E5 | Five questions

Name: _____ Date: _____

Try each problem. Tell an adult how you solved it. The adult can write down your answers.

1. Name the shape. Explain using its sides or curved edge.



2. Name the shape. Explain using its sides or curved edge.



3. Name the shape. Explain using its sides or curved edge.



4. Name the shape. Explain using its sides or curved edge.



5. Draw a shape like one on this page. Name it and describe one thing you notice about it.

You can point, speak, draw, or write. Adults can note any help they give.



WORKSHEET OUTPOST | Kindergarten Math — Supported

Draw and build flat shapes

Success criteria
I can build or draw a shape and describe its parts.

OW-K-136 E1 | Five questions

Name: _____ Date: _____

Listen as an adult reads each question. Use counters or draw a picture to solve it.

1. Build a triangle with sticks or draw it. Count sides and corners.

2. Build a square with sticks or draw it. Count sides and corners.

3. Build a rectangle with sticks or draw it. Count sides and corners.

4. Build a hexagon with sticks or draw it. Count sides and corners.

5. Draw a shape like one on this page. Name it and describe one thing you notice about it.

You can point, speak, draw, or write. Adults can note any help they give.



WORKSHEET OUTPOST | Kindergarten Math — Supported

Draw and build flat shapes

Success criteria
I can build or draw a shape and describe its parts.

OW-K-136 E2 | Five questions

Name: _____ Date: _____

Work with a partner. Build a model, then say or write your answer.

1. Build a triangle with sticks or draw it. Count sides and corners.

2. Build a square with sticks or draw it. Count sides and corners.

3. Build a rectangle with sticks or draw it. Count sides and corners.

4. Build a hexagon with sticks or draw it. Count sides and corners.

5. Draw a shape like one on this page. Name it and describe one thing you notice about it.

You can point, speak, draw, or write. Adults can note any help they give.



WORKSHEET OUTPOST | Kindergarten Math — Supported

Draw and build flat shapes

Success criteria
I can build or draw a shape and describe its parts.

OW-K-136 E3 | Five questions

Name: _____ Date: _____

Work with a helper. Use objects, a number line, or a drawing to solve each problem.

1. Build a triangle with sticks or draw it. Count sides and corners.

2. Build a square with sticks or draw it. Count sides and corners.

3. Build a rectangle with sticks or draw it. Count sides and corners.

4. Build a hexagon with sticks or draw it. Count sides and corners.

5. Draw a shape like one on this page. Name it and describe one thing you notice about it.

You can point, speak, draw, or write. Adults can note any help they give.



WORKSHEET OUTPOST | Kindergarten Math — Supported

Draw and build flat shapes

Success criteria
I can build or draw a shape and describe its parts.

OW-K-136 E4 | Five questions

Name: _____ Date: _____

Ask an adult to show you how to start. Then finish the problem together.

1. Build a triangle with sticks or draw it. Count sides and corners.

2. Build a square with sticks or draw it. Count sides and corners.

3. Build a rectangle with sticks or draw it. Count sides and corners.

4. Build a hexagon with sticks or draw it. Count sides and corners.

5. Draw a shape like one on this page. Name it and describe one thing you notice about it.

You can point, speak, draw, or write. Adults can note any help they give.



WORKSHEET OUTPOST | Kindergarten Math — Supported

Draw and build flat shapes

Success criteria
I can build or draw a shape and describe its parts.

OW-K-136 E5 | Five questions

Name: _____ Date: _____

Try each problem. Tell an adult how you solved it. The adult can write down your answers.

1. Build a triangle with sticks or draw it. Count sides and corners.

2. Build a square with sticks or draw it. Count sides and corners.

3. Build a rectangle with sticks or draw it. Count sides and corners.

4. Build a hexagon with sticks or draw it. Count sides and corners.

5. Draw a shape like one on this page. Name it and describe one thing you notice about it.

You can point, speak, draw, or write. Adults can note any help they give.



WORKSHEET OUTPOST | Kindergarten Math — Supported

Extra practice: build and explain

Success criteria
I can build or draw a shape and describe its parts.

OW-K-137 E1 | Five questions

Name: _____ Date: _____

Listen as an adult reads each question. Use counters or draw a picture to solve it.

1. Use 3 straight sticks to build a flat shape. Draw and name it.

2. Use 6 straight sticks to build a flat shape with 6 sides. Draw and name it.

3. With an adult, use clay and sticks to build a cube frame. Draw your model.

4. Roll clay into a sphere. Draw it. Can it roll or stack easily?

5. Write a problem like question 1 with new numbers or objects. Solve it and show your work.

You can point, speak, draw, or write. Adults can note any help they give.



WORKSHEET OUTPOST | Kindergarten Math — Supported

Extra practice: build and explain

Success criteria
I can build or draw a shape and describe its parts.

OW-K-137 E2 | Five questions

Name: _____ Date: _____

Work with a partner. Build a model, then say or write your answer.

1. Use 3 straight sticks to build a flat shape. Draw and name it.

2. Use 6 straight sticks to build a flat shape with 6 sides. Draw and name it.

3. With an adult, use clay and sticks to build a cube frame. Draw your model.

4. Roll clay into a sphere. Draw it. Can it roll or stack easily?

5. Write a problem like question 1 with new numbers or objects. Solve it and show your work.

You can point, speak, draw, or write. Adults can note any help they give.



WORKSHEET OUTPOST | Kindergarten Math — Supported

Extra practice: build and explain

Success criteria
I can build or draw a shape and describe its parts.

OW-K-137 E3 | Five questions

Name: _____ Date: _____

Work with a helper. Use objects, a number line, or a drawing to solve each problem.

1. Use 3 straight sticks to build a flat shape. Draw and name it.

2. Use 6 straight sticks to build a flat shape with 6 sides. Draw and name it.

3. With an adult, use clay and sticks to build a cube frame. Draw your model.

4. Roll clay into a sphere. Draw it. Can it roll or stack easily?

5. Write a problem like question 1 with new numbers or objects. Solve it and show your work.

You can point, speak, draw, or write. Adults can note any help they give.



WORKSHEET OUTPOST | Kindergarten Math — Supported

Extra practice: build and explain

Success criteria
I can build or draw a shape and describe its parts.

OW-K-137 E4 | Five questions

Name: _____ Date: _____

Ask an adult to show you how to start. Then finish the problem together.

1. Use 3 straight sticks to build a flat shape. Draw and name it.

2. Use 6 straight sticks to build a flat shape with 6 sides. Draw and name it.

3. With an adult, use clay and sticks to build a cube frame. Draw your model.

4. Roll clay into a sphere. Draw it. Can it roll or stack easily?

5. Write a problem like question 1 with new numbers or objects. Solve it and show your work.

You can point, speak, draw, or write. Adults can note any help they give.



WORKSHEET OUTPOST | Kindergarten Math — Supported

Extra practice: build and explain

Success criteria
I can build or draw a shape and describe its parts.

OW-K-137 E5 | Five questions

Name: _____ Date: _____

Try each problem. Tell an adult how you solved it. The adult can write down your answers.

1. Use 3 straight sticks to build a flat shape. Draw and name it.

2. Use 6 straight sticks to build a flat shape with 6 sides. Draw and name it.

3. With an adult, use clay and sticks to build a cube frame. Draw your model.

4. Roll clay into a sphere. Draw it. Can it roll or stack easily?

5. Write a problem like question 1 with new numbers or objects. Solve it and show your work.

You can point, speak, draw, or write. Adults can note any help they give.



WORKSHEET OUTPOST | Kindergarten Math — Supported

Extra practice: circles and triangles

Success criteria
I can name a shape even when it is turned or a different size.

OW-K-138 E1 | Five questions

Name: _____ Date: _____

Listen as an adult reads each question. Use counters or draw a picture to solve it.

1. Name the shape. Tell how you know.



2. Name the shape. Tell how you know.



3. Name the shape. Tell how you know.



4. Name the shape. Tell how you know.



5. Write a problem like question 1 with new numbers or objects. Solve it and show your work.

You can point, speak, draw, or write. Adults can note any help they give.



WORKSHEET OUTPOST | Kindergarten Math — Supported

Extra practice: circles and triangles

Success criteria
I can name a shape even when it is turned or a different size.

OW-K-138 E2 | Five questions

Name: _____ Date: _____

Work with a partner. Build a model, then say or write your answer.

1. Name the shape. Tell how you know.



2. Name the shape. Tell how you know.



3. Name the shape. Tell how you know.



4. Name the shape. Tell how you know.



5. Write a problem like question 1 with new numbers or objects. Solve it and show your work.

You can point, speak, draw, or write. Adults can note any help they give.



WORKSHEET OUTPOST | Kindergarten Math — Supported

Extra practice: circles and triangles

Success criteria
I can name a shape even when it is turned or a different size.

OW-K-138 E3 | Five questions

Name: _____ Date: _____

Work with a helper. Use objects, a number line, or a drawing to solve each problem.

1. Name the shape. Tell how you know.



2. Name the shape. Tell how you know.



3. Name the shape. Tell how you know.



4. Name the shape. Tell how you know.



5. Write a problem like question 1 with new numbers or objects. Solve it and show your work.

You can point, speak, draw, or write. Adults can note any help they give.



WORKSHEET OUTPOST | Kindergarten Math — Supported

Extra practice: circles and triangles

OW-K-138 E4 | Five questions

Success criteria
I can name a shape even when it is turned or a different size.

Name: _____ Date: _____

Ask an adult to show you how to start. Then finish the problem together.

1. Name the shape. Tell how you know.



2. Name the shape. Tell how you know.



3. Name the shape. Tell how you know.



4. Name the shape. Tell how you know.



5. Write a problem like question 1 with new numbers or objects. Solve it and show your work.

You can point, speak, draw, or write. Adults can note any help they give.



WORKSHEET OUTPOST | Kindergarten Math — Supported

Extra practice: circles and triangles

OW-K-138 E5 | Five questions

Success criteria
I can name a shape even when it is turned or a different size.

Name: _____ Date: _____

Try each problem. Tell an adult how you solved it. The adult can write down your answers.

1. Name the shape. Tell how you know.



2. Name the shape. Tell how you know.



3. Name the shape. Tell how you know.



4. Name the shape. Tell how you know.



5. Write a problem like question 1 with new numbers or objects. Solve it and show your work.

You can point, speak, draw, or write. Adults can note any help they give.



WORKSHEET OUTPOST | Kindergarten Math — Supported

Extra practice: compare flat shapes

Success criteria
I can tell how two shapes are alike and different.

OW-K-139 E1 | Five questions

Name: _____ Date: _____

Listen as an adult reads each question. Use counters or draw a picture to solve it.

1. Count the sides and corners. Does turning it change the shape?



2. Count the sides and corners. Does turning it change the shape?



3. Count the sides and corners. Does turning it change the shape?



4. Count the sides and corners. Does turning it change the shape?



5. Draw a shape like one on this page. Name it and describe one thing you notice about it.

You can point, speak, draw, or write. Adults can note any help they give.



WORKSHEET OUTPOST | Kindergarten Math — Supported

Extra practice: compare flat shapes

Success criteria
I can tell how two shapes are alike and different.

OW-K-139 E2 | Five questions

Name: _____ Date: _____

Work with a partner. Build a model, then say or write your answer.

1. Count the sides and corners. Does turning it change the shape?



2. Count the sides and corners. Does turning it change the shape?



3. Count the sides and corners. Does turning it change the shape?



4. Count the sides and corners. Does turning it change the shape?



5. Draw a shape like one on this page. Name it and describe one thing you notice about it.

You can point, speak, draw, or write. Adults can note any help they give.



WORKSHEET OUTPOST | Kindergarten Math — Supported

Extra practice: compare flat shapes

OW-K-139 E3 | Five questions

Success criteria
I can tell how two shapes are alike and different.

Name: _____ Date: _____

Work with a helper. Use objects, a number line, or a drawing to solve each problem.

1. Count the sides and corners. Does turning it change the shape?



2. Count the sides and corners. Does turning it change the shape?



3. Count the sides and corners. Does turning it change the shape?



4. Count the sides and corners. Does turning it change the shape?



5. Draw a shape like one on this page. Name it and describe one thing you notice about it.

You can point, speak, draw, or write. Adults can note any help they give.



WORKSHEET OUTPOST | Kindergarten Math — Supported

Extra practice: compare flat shapes

Success criteria
I can tell how two shapes are alike and different.

OW-K-139 E4 | Five questions

Name: _____ Date: _____

Ask an adult to show you how to start. Then finish the problem together.

1. Count the sides and corners. Does turning it change the shape?



2. Count the sides and corners. Does turning it change the shape?



3. Count the sides and corners. Does turning it change the shape?



4. Count the sides and corners. Does turning it change the shape?



5. Draw a shape like one on this page. Name it and describe one thing you notice about it.

You can point, speak, draw, or write. Adults can note any help they give.



WORKSHEET OUTPOST | Kindergarten Math — Supported

Extra practice: compare flat shapes

OW-K-139 E5 | Five questions

Success criteria
I can tell how two shapes are alike and different.

Name: _____ Date: _____

Try each problem. Tell an adult how you solved it. The adult can write down your answers.

1. Count the sides and corners. Does turning it change the shape?



2. Count the sides and corners. Does turning it change the shape?



3. Count the sides and corners. Does turning it change the shape?



4. Count the sides and corners. Does turning it change the shape?



5. Draw a shape like one on this page. Name it and describe one thing you notice about it.

You can point, speak, draw, or write. Adults can note any help they give.



WORKSHEET OUTPOST | Kindergarten Math — Supported

Extra practice: compare solid shapes

OW-K-140 E1 | Five questions

Success criteria
I can tell how two shapes are alike and different.

Name: _____ Date: _____

Listen as an adult reads each question. Use counters or draw a picture to solve it.

1. Which can roll in every direction: a sphere or a cube?

2. Which has 6 flat square faces: a cube or a cone?

3. Which has 2 flat circular faces: a cone or a cylinder?

4. Name one way a cube and a cylinder are alike.

5. Draw a shape like one on this page. Name it and describe one thing you notice about it.

You can point, speak, draw, or write. Adults can note any help they give.



WORKSHEET OUTPOST | Kindergarten Math — Supported

Extra practice: compare solid shapes

OW-K-140 E2 | Five questions

Name: _____ Date: _____

Success criteria
I can tell how two shapes are alike and different.

Work with a partner. Build a model, then say or write your answer.

1. Which can roll in every direction: a sphere or a cube?

2. Which has 6 flat square faces: a cube or a cone?

3. Which has 2 flat circular faces: a cone or a cylinder?

4. Name one way a cube and a cylinder are alike.

5. Draw a shape like one on this page. Name it and describe one thing you notice about it.

You can point, speak, draw, or write. Adults can note any help they give.



WORKSHEET OUTPOST | Kindergarten Math — Supported

Extra practice: compare solid shapes

OW-K-140 E3 | Five questions

Success criteria
I can tell how two shapes are alike and different.

Name: _____ Date: _____

Work with a helper. Use objects, a number line, or a drawing to solve each problem.

1. Which can roll in every direction: a sphere or a cube?

2. Which has 6 flat square faces: a cube or a cone?

3. Which has 2 flat circular faces: a cone or a cylinder?

4. Name one way a cube and a cylinder are alike.

5. Draw a shape like one on this page. Name it and describe one thing you notice about it.

You can point, speak, draw, or write. Adults can note any help they give.



WORKSHEET OUTPOST | Kindergarten Math — Supported

Extra practice: compare solid shapes

OW-K-140 E4 | Five questions

Name: _____ Date: _____

Success criteria
I can tell how two shapes are alike and different.

Ask an adult to show you how to start. Then finish the problem together.

1. Which can roll in every direction: a sphere or a cube?

2. Which has 6 flat square faces: a cube or a cone?

3. Which has 2 flat circular faces: a cone or a cylinder?

4. Name one way a cube and a cylinder are alike.

5. Draw a shape like one on this page. Name it and describe one thing you notice about it.

You can point, speak, draw, or write. Adults can note any help they give.



WORKSHEET OUTPOST | Kindergarten Math — Supported

Extra practice: compare solid shapes

OW-K-140 E5 | Five questions

Success criteria
I can tell how two shapes are alike and different.

Name: _____ Date: _____

Try each problem. Tell an adult how you solved it. The adult can write down your answers.

1. Which can roll in every direction: a sphere or a cube?

2. Which has 6 flat square faces: a cube or a cone?

3. Which has 2 flat circular faces: a cone or a cylinder?

4. Name one way a cube and a cylinder are alike.

5. Draw a shape like one on this page. Name it and describe one thing you notice about it.

You can point, speak, draw, or write. Adults can note any help they give.



WORKSHEET OUTPOST | Kindergarten Math — Supported

Extra practice: find shapes around you

OW-K-141 E1 | Five questions

Success criteria
I can name a shape and tell where it is.

Name: _____ Date: _____

Listen as an adult reads each question. Use counters or draw a picture to solve it.

1. Which solid shape looks like a ball? Draw or name it.

2. Which solid shape looks like a soup can?

3. Draw a triangle above a circle.

4. Draw a square beside a rectangle that is not a square.

5. Draw a shape like one on this page. Name it and describe one thing you notice about it.

You can point, speak, draw, or write. Adults can note any help they give.



WORKSHEET OUTPOST | Kindergarten Math — Supported

Extra practice: find shapes around you

OW-K-141 E2 | Five questions

Name: _____ Date: _____

Success criteria

I can name a shape and tell where it is.

Work with a partner. Build a model, then say or write your answer.

1. Which solid shape looks like a ball? Draw or name it.

2. Which solid shape looks like a soup can?

3. Draw a triangle above a circle.

4. Draw a square beside a rectangle that is not a square.

5. Draw a shape like one on this page. Name it and describe one thing you notice about it.

You can point, speak, draw, or write. Adults can note any help they give.



WORKSHEET OUTPOST | Kindergarten Math — Supported

Extra practice: find shapes around you

OW-K-141 E3 | Five questions

Success criteria
I can name a shape and tell where it is.

Name: _____ Date: _____

Work with a helper. Use objects, a number line, or a drawing to solve each problem.

1. Which solid shape looks like a ball? Draw or name it.

2. Which solid shape looks like a soup can?

3. Draw a triangle above a circle.

4. Draw a square beside a rectangle that is not a square.

5. Draw a shape like one on this page. Name it and describe one thing you notice about it.

You can point, speak, draw, or write. Adults can note any help they give.



WORKSHEET OUTPOST | Kindergarten Math — Supported

Extra practice: find shapes around you

OW-K-141 E4 | Five questions

Success criteria
I can name a shape and tell where it is.

Name: _____ Date: _____

Ask an adult to show you how to start. Then finish the problem together.

1. Which solid shape looks like a ball? Draw or name it.

2. Which solid shape looks like a soup can?

3. Draw a triangle above a circle.

4. Draw a square beside a rectangle that is not a square.

5. Draw a shape like one on this page. Name it and describe one thing you notice about it.

You can point, speak, draw, or write. Adults can note any help they give.



WORKSHEET OUTPOST | Kindergarten Math — Supported

Extra practice: find shapes around you

OW-K-141 E5 | Five questions

Success criteria
I can name a shape and tell where it is.

Name: _____ Date: _____

Try each problem. Tell an adult how you solved it. The adult can write down your answers.

1. Which solid shape looks like a ball? Draw or name it.

2. Which solid shape looks like a soup can?

3. Draw a triangle above a circle.

4. Draw a square beside a rectangle that is not a square.

5. Draw a shape like one on this page. Name it and describe one thing you notice about it.

You can point, speak, draw, or write. Adults can note any help they give.



WORKSHEET OUTPOST | Kindergarten Math — Supported

Extra practice: flat faces and solid objects

OW-K-142 E1 | Five questions

Success criteria

I can tell how two shapes are alike and different.

Name: _____ Date: _____

Listen as an adult reads each question. Use counters or draw a picture to solve it.

1. A cube has flat faces. What shape is each face?



2. A cylinder has 2 flat faces. What shape are they?



3. Is a circle the same as a sphere? Explain.

4. Name a solid with a circular base and a point.

5. Write a problem like question 1 with new numbers or objects. Solve it and show your work.

You can point, speak, draw, or write. Adults can note any help they give.



WORKSHEET OUTPOST | Kindergarten Math — Supported

Extra practice: flat faces and solid objects

OW-K-142 E2 | Five questions

Name: _____ Date: _____

Success criteria

I can tell how two shapes are alike and different.

Work with a partner. Build a model, then say or write your answer.

1. A cube has flat faces. What shape is each face?



2. A cylinder has 2 flat faces. What shape are they?



3. Is a circle the same as a sphere? Explain.

4. Name a solid with a circular base and a point.

5. Write a problem like question 1 with new numbers or objects. Solve it and show your work.

You can point, speak, draw, or write. Adults can note any help they give.



WORKSHEET OUTPOST | Kindergarten Math — Supported

Extra practice: flat faces and solid objects

OW-K-142 E3 | Five questions

Success criteria

I can tell how two shapes are alike and different.

Name: _____ Date: _____

Work with a helper. Use objects, a number line, or a drawing to solve each problem.

1. A cube has flat faces. What shape is each face?



2. A cylinder has 2 flat faces. What shape are they?



3. Is a circle the same as a sphere? Explain.

4. Name a solid with a circular base and a point.

5. Write a problem like question 1 with new numbers or objects. Solve it and show your work.

You can point, speak, draw, or write. Adults can note any help they give.



WORKSHEET OUTPOST | Kindergarten Math — Supported

Extra practice: flat faces and solid objects

OW-K-142 E4 | Five questions

Name: _____ Date: _____

Success criteria

I can tell how two shapes are alike and different.

Ask an adult to show you how to start. Then finish the problem together.

1. A cube has flat faces. What shape is each face?



2. A cylinder has 2 flat faces. What shape are they?



3. Is a circle the same as a sphere? Explain.

4. Name a solid with a circular base and a point.

5. Write a problem like question 1 with new numbers or objects. Solve it and show your work.

You can point, speak, draw, or write. Adults can note any help they give.



WORKSHEET OUTPOST | Kindergarten Math — Supported

Extra practice: flat faces and solid objects

OW-K-142 E5 | Five questions

Name: _____ Date: _____

Success criteria

I can tell how two shapes are alike and different.

Try each problem. Tell an adult how you solved it. The adult can write down your answers.

1. A cube has flat faces. What shape is each face?



2. A cylinder has 2 flat faces. What shape are they?



3. Is a circle the same as a sphere? Explain.

4. Name a solid with a circular base and a point.

5. Write a problem like question 1 with new numbers or objects. Solve it and show your work.

You can point, speak, draw, or write. Adults can note any help they give.



WORKSHEET OUTPOST | Kindergarten Math — Supported

Extra practice: flat or solid?

Success criteria
I can tell whether a shape is flat or solid.

OW-K-143 E1 | Five questions

Name: _____ Date: _____

Listen as an adult reads each question. Use counters or draw a picture to solve it.

1. Is the shape flat (2-D) or solid (3-D)?



2. Is the shape flat (2-D) or solid (3-D)?



3. Is the shape flat (2-D) or solid (3-D)?



4. Is the shape flat (2-D) or solid (3-D)?



5. Write a problem like question 1 with new numbers or objects. Solve it and show your work.

You can point, speak, draw, or write. Adults can note any help they give.



WORKSHEET OUTPOST | Kindergarten Math — Supported

Extra practice: flat or solid?

Success criteria
I can tell whether a shape is flat or solid.

OW-K-143 E2 | Five questions

Name: _____ Date: _____

Work with a partner. Build a model, then say or write your answer.

1. Is the shape flat (2-D) or solid (3-D)?



2. Is the shape flat (2-D) or solid (3-D)?



3. Is the shape flat (2-D) or solid (3-D)?



4. Is the shape flat (2-D) or solid (3-D)?



5. Write a problem like question 1 with new numbers or objects. Solve it and show your work.

You can point, speak, draw, or write. Adults can note any help they give.



WORKSHEET OUTPOST | Kindergarten Math — Supported

Extra practice: flat or solid?

Success criteria
I can tell whether a shape is flat or solid.

OW-K-143 E3 | Five questions

Name: _____ Date: _____

Work with a helper. Use objects, a number line, or a drawing to solve each problem.

1. Is the shape flat (2-D) or solid (3-D)?



2. Is the shape flat (2-D) or solid (3-D)?



3. Is the shape flat (2-D) or solid (3-D)?



4. Is the shape flat (2-D) or solid (3-D)?



5. Write a problem like question 1 with new numbers or objects. Solve it and show your work.

You can point, speak, draw, or write. Adults can note any help they give.



WORKSHEET OUTPOST | Kindergarten Math — Supported

Extra practice: flat or solid?

Success criteria
I can tell whether a shape is flat or solid.

OW-K-143 E4 | Five questions

Name: _____ Date: _____

Ask an adult to show you how to start. Then finish the problem together.

1. Is the shape flat (2-D) or solid (3-D)?



2. Is the shape flat (2-D) or solid (3-D)?



3. Is the shape flat (2-D) or solid (3-D)?



4. Is the shape flat (2-D) or solid (3-D)?



5. Write a problem like question 1 with new numbers or objects. Solve it and show your work.

You can point, speak, draw, or write. Adults can note any help they give.



WORKSHEET OUTPOST | Kindergarten Math — Supported

Extra practice: flat or solid?

Success criteria
I can tell whether a shape is flat or solid.

OW-K-143 E5 | Five questions

Name: _____ Date: _____

Try each problem. Tell an adult how you solved it. The adult can write down your answers.

1. Is the shape flat (2-D) or solid (3-D)?



2. Is the shape flat (2-D) or solid (3-D)?



3. Is the shape flat (2-D) or solid (3-D)?



4. Is the shape flat (2-D) or solid (3-D)?



5. Write a problem like question 1 with new numbers or objects. Solve it and show your work.

You can point, speak, draw, or write. Adults can note any help they give.



WORKSHEET OUTPOST | Kindergarten Math — Supported

Extra practice: join and split shapes

OW-K-144 E1 | Five questions

Success criteria
I can put shapes together to make a new shape.

Name: _____ Date: _____

Listen as an adult reads each question. Use counters or draw a picture to solve it.

1. Draw a square. Join opposite corners with a line. What two shapes do you see?

2. Draw two equal squares touching side by side. Name the outside shape.

3. Draw a rectangle. Divide it into two smaller rectangles.

4. Draw a large triangle. Draw a line from its top corner to the bottom side. Name the two smaller shapes.

5. Draw a shape like one on this page. Name it and describe one thing you notice about it.

You can point, speak, draw, or write. Adults can note any help they give.



WORKSHEET OUTPOST | Kindergarten Math — Supported

Extra practice: join and split shapes

OW-K-144 E2 | Five questions

Success criteria
I can put shapes together to make a new shape.

Name: _____ Date: _____

Work with a partner. Build a model, then say or write your answer.

1. Draw a square. Join opposite corners with a line. What two shapes do you see?

2. Draw two equal squares touching side by side. Name the outside shape.

3. Draw a rectangle. Divide it into two smaller rectangles.

4. Draw a large triangle. Draw a line from its top corner to the bottom side. Name the two smaller shapes.

5. Draw a shape like one on this page. Name it and describe one thing you notice about it.

You can point, speak, draw, or write. Adults can note any help they give.



WORKSHEET OUTPOST | Kindergarten Math — Supported

Extra practice: join and split shapes

OW-K-144 E3 | Five questions

Success criteria
I can put shapes together to make a new shape.

Name: _____ Date: _____

Work with a helper. Use objects, a number line, or a drawing to solve each problem.

1. Draw a square. Join opposite corners with a line. What two shapes do you see?

2. Draw two equal squares touching side by side. Name the outside shape.

3. Draw a rectangle. Divide it into two smaller rectangles.

4. Draw a large triangle. Draw a line from its top corner to the bottom side. Name the two smaller shapes.

5. Draw a shape like one on this page. Name it and describe one thing you notice about it.

You can point, speak, draw, or write. Adults can note any help they give.



WORKSHEET OUTPOST | Kindergarten Math — Supported

Extra practice: join and split shapes

OW-K-144 E4 | Five questions

Success criteria
I can put shapes together to make a new shape.

Name: _____ Date: _____

Ask an adult to show you how to start. Then finish the problem together.

1. Draw a square. Join opposite corners with a line. What two shapes do you see?

2. Draw two equal squares touching side by side. Name the outside shape.

3. Draw a rectangle. Divide it into two smaller rectangles.

4. Draw a large triangle. Draw a line from its top corner to the bottom side. Name the two smaller shapes.

5. Draw a shape like one on this page. Name it and describe one thing you notice about it.

You can point, speak, draw, or write. Adults can note any help they give.



WORKSHEET OUTPOST | Kindergarten Math — Supported

Extra practice: join and split shapes

OW-K-144 E5 | Five questions

Success criteria
I can put shapes together to make a new shape.

Name: _____ Date: _____

Try each problem. Tell an adult how you solved it. The adult can write down your answers.

1. Draw a square. Join opposite corners with a line. What two shapes do you see?

2. Draw two equal squares touching side by side. Name the outside shape.

3. Draw a rectangle. Divide it into two smaller rectangles.

4. Draw a large triangle. Draw a line from its top corner to the bottom side. Name the two smaller shapes.

5. Draw a shape like one on this page. Name it and describe one thing you notice about it.

You can point, speak, draw, or write. Adults can note any help they give.



WORKSHEET OUTPOST | Kindergarten Math — Supported

Extra practice: name solid shapes

OW-K-145 E1 | Five questions

Success criteria

I can name a shape even when it is turned or a different size.

Name: _____ Date: _____

Listen as an adult reads each question. Use counters or draw a picture to solve it.

1. Name this solid shape.



2. Name this solid shape.



3. Name this solid shape.



4. Name this solid shape.



5. Draw a shape like one on this page. Name it and describe one thing you notice about it.

You can point, speak, draw, or write. Adults can note any help they give.



WORKSHEET OUTPOST | Kindergarten Math — Supported

Extra practice: name solid shapes

OW-K-145 E2 | Five questions

Success criteria
I can name a shape even when it is turned or a different size.

Name: _____ Date: _____

Work with a partner. Build a model, then say or write your answer.

1. Name this solid shape.



2. Name this solid shape.



3. Name this solid shape.



4. Name this solid shape.



5. Draw a shape like one on this page. Name it and describe one thing you notice about it.

You can point, speak, draw, or write. Adults can note any help they give.



WORKSHEET OUTPOST | Kindergarten Math — Supported

Extra practice: name solid shapes

OW-K-145 E3 | Five questions

Success criteria
I can name a shape even when it is turned or a different size.

Name: _____ Date: _____

Work with a helper. Use objects, a number line, or a drawing to solve each problem.

1. Name this solid shape.



2. Name this solid shape.



3. Name this solid shape.



4. Name this solid shape.



5. Draw a shape like one on this page. Name it and describe one thing you notice about it.

You can point, speak, draw, or write. Adults can note any help they give.



WORKSHEET OUTPOST | Kindergarten Math — Supported

Extra practice: name solid shapes

OW-K-145 E4 | Five questions

Success criteria
I can name a shape even when it is turned or a different size.

Name: _____ Date: _____

Ask an adult to show you how to start. Then finish the problem together.

1. Name this solid shape.



2. Name this solid shape.



3. Name this solid shape.



4. Name this solid shape.



5. Draw a shape like one on this page. Name it and describe one thing you notice about it.

You can point, speak, draw, or write. Adults can note any help they give.



WORKSHEET OUTPOST | Kindergarten Math — Supported

Extra practice: name solid shapes

OW-K-145 E5 | Five questions

Success criteria
I can name a shape even when it is turned or a different size.

Name: _____ Date: _____

Try each problem. Tell an adult how you solved it. The adult can write down your answers.

1. Name this solid shape.



2. Name this solid shape.



3. Name this solid shape.



4. Name this solid shape.



5. Draw a shape like one on this page. Name it and describe one thing you notice about it.

You can point, speak, draw, or write. Adults can note any help they give.



WORKSHEET OUTPOST | Kindergarten Math — Supported

Extra practice: squares, rectangles, and hexagons

OW-K-146 E1 | Five questions

Success criteria

I can name a shape even when it is turned or a different size.

Name: _____ Date: _____

Listen as an adult reads each question. Use counters or draw a picture to solve it.

1. Name the shape. Count its straight sides.



2. Name the shape. Count its straight sides.



3. Name the shape. Count its straight sides.



4. Name the shape. Count its straight sides.



5. Write a problem like question 1 with new numbers or objects. Solve it and show your work.

You can point, speak, draw, or write. Adults can note any help they give.



WORKSHEET OUTPOST | Kindergarten Math — Supported

Extra practice: squares, rectangles, and hexagons

OW-K-146 E2 | Five questions

Name: _____ Date: _____

Success criteria

I can name a shape even when it is turned or a different size.

Work with a partner. Build a model, then say or write your answer.

1. Name the shape. Count its straight sides.



2. Name the shape. Count its straight sides.



3. Name the shape. Count its straight sides.



4. Name the shape. Count its straight sides.



5. Write a problem like question 1 with new numbers or objects. Solve it and show your work.

You can point, speak, draw, or write. Adults can note any help they give.



WORKSHEET OUTPOST | Kindergarten Math — Supported

Extra practice: squares, rectangles, and hexagons

OW-K-146 E3 | Five questions

Success criteria

I can name a shape even when it is turned or a different size.

Name: _____ Date: _____

Work with a helper. Use objects, a number line, or a drawing to solve each problem.

1. Name the shape. Count its straight sides.



2. Name the shape. Count its straight sides.



3. Name the shape. Count its straight sides.



4. Name the shape. Count its straight sides.



5. Write a problem like question 1 with new numbers or objects. Solve it and show your work.

You can point, speak, draw, or write. Adults can note any help they give.



WORKSHEET OUTPOST | Kindergarten Math — Supported

Extra practice: squares, rectangles, and hexagons

OW-K-146 E4 | Five questions

Name: _____ Date: _____

Success criteria

I can name a shape even when it is turned or a different size.

Ask an adult to show you how to start. Then finish the problem together.

1. Name the shape. Count its straight sides.



2. Name the shape. Count its straight sides.



3. Name the shape. Count its straight sides.



4. Name the shape. Count its straight sides.



5. Write a problem like question 1 with new numbers or objects. Solve it and show your work.

You can point, speak, draw, or write. Adults can note any help they give.



WORKSHEET OUTPOST | Kindergarten Math — Supported

Extra practice: squares, rectangles, and hexagons

OW-K-146 E5 | Five questions

Success criteria

I can name a shape even when it is turned or a different size.

Name: _____ Date: _____

Try each problem. Tell an adult how you solved it. The adult can write down your answers.

1. Name the shape. Count its straight sides.



2. Name the shape. Count its straight sides.



3. Name the shape. Count its straight sides.



4. Name the shape. Count its straight sides.



5. Write a problem like question 1 with new numbers or objects. Solve it and show your work.

You can point, speak, draw, or write. Adults can note any help they give.



WORKSHEET OUTPOST | Kindergarten Math — Supported

Flat pictures and solid objects

Success criteria
I can tell whether a shape is flat or solid.

OW-K-147 E1 | Five questions

Name: _____ Date: _____

Listen as an adult reads each question. Use counters or draw a picture to solve it.

1. Is the shape flat (2-D) or solid (3-D)?



2. Is the shape flat (2-D) or solid (3-D)?



3. Is the shape flat (2-D) or solid (3-D)?



4. Is the shape flat (2-D) or solid (3-D)?



5. Write a problem like question 1 with new numbers or objects. Solve it and show your work.

You can point, speak, draw, or write. Adults can note any help they give.



WORKSHEET OUTPOST | Kindergarten Math — Supported

Flat pictures and solid objects

Success criteria
I can tell whether a shape is flat or solid.

OW-K-147 E2 | Five questions

Name: _____ Date: _____

Work with a partner. Build a model, then say or write your answer.

1. Is the shape flat (2-D) or solid (3-D)?



2. Is the shape flat (2-D) or solid (3-D)?



3. Is the shape flat (2-D) or solid (3-D)?



4. Is the shape flat (2-D) or solid (3-D)?



5. Write a problem like question 1 with new numbers or objects. Solve it and show your work.

You can point, speak, draw, or write. Adults can note any help they give.



WORKSHEET OUTPOST | Kindergarten Math — Supported

Flat pictures and solid objects

Success criteria
I can tell whether a shape is flat or solid.

OW-K-147 E3 | Five questions

Name: _____ Date: _____

Work with a helper. Use objects, a number line, or a drawing to solve each problem.

1. Is the shape flat (2-D) or solid (3-D)?



2. Is the shape flat (2-D) or solid (3-D)?



3. Is the shape flat (2-D) or solid (3-D)?



4. Is the shape flat (2-D) or solid (3-D)?



5. Write a problem like question 1 with new numbers or objects. Solve it and show your work.

You can point, speak, draw, or write. Adults can note any help they give.



WORKSHEET OUTPOST | Kindergarten Math — Supported

Flat pictures and solid objects

Success criteria
I can tell whether a shape is flat or solid.

OW-K-147 E4 | Five questions

Name: _____ Date: _____

Ask an adult to show you how to start. Then finish the problem together.

1. Is the shape flat (2-D) or solid (3-D)?



2. Is the shape flat (2-D) or solid (3-D)?



3. Is the shape flat (2-D) or solid (3-D)?



4. Is the shape flat (2-D) or solid (3-D)?



5. Write a problem like question 1 with new numbers or objects. Solve it and show your work.

You can point, speak, draw, or write. Adults can note any help they give.



WORKSHEET OUTPOST | Kindergarten Math — Supported

Flat pictures and solid objects

Success criteria
I can tell whether a shape is flat or solid.

OW-K-147 E5 | Five questions

Name: _____ Date: _____

Try each problem. Tell an adult how you solved it. The adult can write down your answers.

1. Is the shape flat (2-D) or solid (3-D)?



2. Is the shape flat (2-D) or solid (3-D)?



3. Is the shape flat (2-D) or solid (3-D)?



4. Is the shape flat (2-D) or solid (3-D)?



5. Write a problem like question 1 with new numbers or objects. Solve it and show your work.

You can point, speak, draw, or write. Adults can note any help they give.



WORKSHEET OUTPOST | Kindergarten Math — Supported

Four-sided shapes

OW-K-148 E1 | Five questions

Success criteria

I can name a shape even when it is turned or a different size.

Name: _____ Date: _____

Listen as an adult reads each question. Use counters or draw a picture to solve it.

1. Name this shape. Count its sides. A square is a special rectangle.

2. Name this shape. Count its sides. A square is a special rectangle.

3. Name this shape. Count its sides. A square is a special rectangle.

4. Name this shape. Count its sides. A square is a special rectangle.

5. Draw a shape like one on this page. Name it and describe one thing you notice about it.

You can point, speak, draw, or write. Adults can note any help they give.



WORKSHEET OUTPOST | Kindergarten Math — Supported

Four-sided shapes

OW-K-148 E2 | Five questions

Success criteria

I can name a shape even when it is turned or a different size.

Name: _____ Date: _____

Work with a partner. Build a model, then say or write your answer.

1. Name this shape. Count its sides. A square is a special rectangle.



2. Name this shape. Count its sides. A square is a special rectangle.



3. Name this shape. Count its sides. A square is a special rectangle.



4. Name this shape. Count its sides. A square is a special rectangle.



5. Draw a shape like one on this page. Name it and describe one thing you notice about it.

You can point, speak, draw, or write. Adults can note any help they give.



WORKSHEET OUTPOST | Kindergarten Math — Supported

Four-sided shapes

OW-K-148 E3 | Five questions

Success criteria

I can name a shape even when it is turned or a different size.

Name: _____ Date: _____

Work with a helper. Use objects, a number line, or a drawing to solve each problem.

1. Name this shape. Count its sides. A square is a special rectangle.



2. Name this shape. Count its sides. A square is a special rectangle.



3. Name this shape. Count its sides. A square is a special rectangle.



4. Name this shape. Count its sides. A square is a special rectangle.



5. Draw a shape like one on this page. Name it and describe one thing you notice about it.

You can point, speak, draw, or write. Adults can note any help they give.



WORKSHEET OUTPOST | Kindergarten Math — Supported

Four-sided shapes

OW-K-148 E4 | Five questions

Success criteria

I can name a shape even when it is turned or a different size.

Name: _____ Date: _____

Ask an adult to show you how to start. Then finish the problem together.

1. Name this shape. Count its sides. A square is a special rectangle.



2. Name this shape. Count its sides. A square is a special rectangle.



3. Name this shape. Count its sides. A square is a special rectangle.



4. Name this shape. Count its sides. A square is a special rectangle.



5. Draw a shape like one on this page. Name it and describe one thing you notice about it.

You can point, speak, draw, or write. Adults can note any help they give.



WORKSHEET OUTPOST | Kindergarten Math — Supported

Four-sided shapes

OW-K-148 E5 | Five questions

Success criteria

I can name a shape even when it is turned or a different size.

Name: _____ Date: _____

Try each problem. Tell an adult how you solved it. The adult can write down your answers.

1. Name this shape. Count its sides. A square is a special rectangle.



2. Name this shape. Count its sides. A square is a special rectangle.



3. Name this shape. Count its sides. A square is a special rectangle.



4. Name this shape. Count its sides. A square is a special rectangle.



5. Draw a shape like one on this page. Name it and describe one thing you notice about it.

You can point, speak, draw, or write. Adults can note any help they give.

Worksheet Outpost

Name: _____ Date: _____

WORKSHEET OUTPOST | Kindergarten Math — Supported

Naming solid objects

OW-K-149 E1 | Five questions

Success criteria

I can name a shape even when it is turned or a different size.

Name: _____ Date: _____

Listen as an adult reads each question. Use counters or draw a picture to solve it.

1. Name this solid shape.



2. Name this solid shape.



3. Name this solid shape.



4. Name this solid shape.



5. Write a problem like question 1 with new numbers or objects. Solve it and show your work.

You can point, speak, draw, or write. Adults can note any help they give.



WORKSHEET OUTPOST | Kindergarten Math — Supported

Naming solid objects

OW-K-149 E2 | Five questions

Success criteria

I can name a shape even when it is turned or a different size.

Name: _____ Date: _____

Work with a partner. Build a model, then say or write your answer.

1. Name this solid shape.



2. Name this solid shape.



3. Name this solid shape.



4. Name this solid shape.



5. Write a problem like question 1 with new numbers or objects. Solve it and show your work.

You can point, speak, draw, or write. Adults can note any help they give.



WORKSHEET OUTPOST | Kindergarten Math — Supported

Naming solid objects

OW-K-149 E3 | Five questions

Success criteria

I can name a shape even when it is turned or a different size.

Name: _____ Date: _____

Work with a helper. Use objects, a number line, or a drawing to solve each problem.

1. Name this solid shape.



2. Name this solid shape.



3. Name this solid shape.



4. Name this solid shape.



5. Write a problem like question 1 with new numbers or objects. Solve it and show your work.

You can point, speak, draw, or write. Adults can note any help they give.



WORKSHEET OUTPOST | Kindergarten Math — Supported

Naming solid objects

OW-K-149 E4 | Five questions

Success criteria

I can name a shape even when it is turned or a different size.

Name: _____ Date: _____

Ask an adult to show you how to start. Then finish the problem together.

1. Name this solid shape.



2. Name this solid shape.



3. Name this solid shape.



4. Name this solid shape.



5. Write a problem like question 1 with new numbers or objects. Solve it and show your work.

You can point, speak, draw, or write. Adults can note any help they give.



WORKSHEET OUTPOST | Kindergarten Math — Supported

Naming solid objects

OW-K-149 E5 | Five questions

Success criteria

I can name a shape even when it is turned or a different size.

Name: _____ Date: _____

Try each problem. Tell an adult how you solved it. The adult can write down your answers.

1. Name this solid shape.



2. Name this solid shape.



3. Name this solid shape.



4. Name this solid shape.



5. Write a problem like question 1 with new numbers or objects. Solve it and show your work.

You can point, speak, draw, or write. Adults can note any help they give.



WORKSHEET OUTPOST | Kindergarten Math — Supported

Round shapes and three-sided shapes

OW-K-150 E1 | Five questions

Success criteria
I can name a shape even when it is turned or a different size.

Name: _____ Date: _____

Listen as an adult reads each question. Use counters or draw a picture to solve it.

1. Name the shape. Tell how you know.



2. Name the shape. Tell how you know.



3. Name the shape. Tell how you know.



4. Name the shape. Tell how you know.



5. Draw a shape like one on this page. Name it and describe one thing you notice about it.

You can point, speak, draw, or write. Adults can note any help they give.



WORKSHEET OUTPOST | Kindergarten Math — Supported

Round shapes and three-sided shapes

OW-K-150 E2 | Five questions

Name: _____ Date: _____

Success criteria

I can name a shape even when it is turned or a different size.

Work with a partner. Build a model, then say or write your answer.

1. Name the shape. Tell how you know.



2. Name the shape. Tell how you know.



3. Name the shape. Tell how you know.



4. Name the shape. Tell how you know.



5. Draw a shape like one on this page. Name it and describe one thing you notice about it.

You can point, speak, draw, or write. Adults can note any help they give.



WORKSHEET OUTPOST | Kindergarten Math — Supported

Round shapes and three-sided shapes

OW-K-150 E3 | Five questions

Success criteria
I can name a shape even when it is turned or a different size.

Name: _____ Date: _____

Work with a helper. Use objects, a number line, or a drawing to solve each problem.

1. Name the shape. Tell how you know.



2. Name the shape. Tell how you know.



3. Name the shape. Tell how you know.



4. Name the shape. Tell how you know.



5. Draw a shape like one on this page. Name it and describe one thing you notice about it.

You can point, speak, draw, or write. Adults can note any help they give.



WORKSHEET OUTPOST | Kindergarten Math — Supported

Round shapes and three-sided shapes

OW-K-150 E4 | Five questions

Success criteria
I can name a shape even when it is turned or a different size.

Name: _____ Date: _____

Ask an adult to show you how to start. Then finish the problem together.

1. Name the shape. Tell how you know.



2. Name the shape. Tell how you know.



3. Name the shape. Tell how you know.



4. Name the shape. Tell how you know.



5. Draw a shape like one on this page. Name it and describe one thing you notice about it.

You can point, speak, draw, or write. Adults can note any help they give.



WORKSHEET OUTPOST | Kindergarten Math — Supported

Round shapes and three-sided shapes

OW-K-150 E5 | Five questions

Success criteria
I can name a shape even when it is turned or a different size.

Name: _____ Date: _____

Try each problem. Tell an adult how you solved it. The adult can write down your answers.

1. Name the shape. Tell how you know.



2. Name the shape. Tell how you know.



3. Name the shape. Tell how you know.



4. Name the shape. Tell how you know.



5. Draw a shape like one on this page. Name it and describe one thing you notice about it.

You can point, speak, draw, or write. Adults can note any help they give.



WORKSHEET OUTPOST | Kindergarten Math — Supported

Shapes around the room

Success criteria
I can name a shape and tell where it is.

OW-K-151 E1 | Five questions

Name: _____ Date: _____

Listen as an adult reads each question. Use counters or draw a picture to solve it.

1. Which solid shape looks like a ball? Draw or name it.

2. Which solid shape looks like a soup can?

3. Draw a triangle above a circle.

4. Draw a square beside a rectangle that is not a square.

5. Draw a shape like one on this page. Name it and describe one thing you notice about it.

You can point, speak, draw, or write. Adults can note any help they give.



WORKSHEET OUTPOST | Kindergarten Math — Supported

Shapes around the room

Success criteria
I can name a shape and tell where it is.

OW-K-151 E2 | Five questions

Name: _____ Date: _____

Work with a partner. Build a model, then say or write your answer.

1. Which solid shape looks like a ball? Draw or name it.

2. Which solid shape looks like a soup can?

3. Draw a triangle above a circle.

4. Draw a square beside a rectangle that is not a square.

5. Draw a shape like one on this page. Name it and describe one thing you notice about it.

You can point, speak, draw, or write. Adults can note any help they give.



WORKSHEET OUTPOST | Kindergarten Math — Supported

Shapes around the room

Success criteria
I can name a shape and tell where it is.

OW-K-151 E3 | Five questions

Name: _____ Date: _____

Work with a helper. Use objects, a number line, or a drawing to solve each problem.

1. Which solid shape looks like a ball? Draw or name it.

2. Which solid shape looks like a soup can?

3. Draw a triangle above a circle.

4. Draw a square beside a rectangle that is not a square.

5. Draw a shape like one on this page. Name it and describe one thing you notice about it.

You can point, speak, draw, or write. Adults can note any help they give.



WORKSHEET OUTPOST | Kindergarten Math — Supported

Shapes around the room

Success criteria
I can name a shape and tell where it is.

OW-K-151 E4 | Five questions

Name: _____ Date: _____

Ask an adult to show you how to start. Then finish the problem together.

1. Which solid shape looks like a ball? Draw or name it.

2. Which solid shape looks like a soup can?

3. Draw a triangle above a circle.

4. Draw a square beside a rectangle that is not a square.

5. Draw a shape like one on this page. Name it and describe one thing you notice about it.

You can point, speak, draw, or write. Adults can note any help they give.



WORKSHEET OUTPOST | Kindergarten Math — Supported

Shapes around the room

Success criteria
I can name a shape and tell where it is.

OW-K-151 E5 | Five questions

Name: _____ Date: _____

Try each problem. Tell an adult how you solved it. The adult can write down your answers.

1. Which solid shape looks like a ball? Draw or name it.

2. Which solid shape looks like a soup can?

3. Draw a triangle above a circle.

4. Draw a square beside a rectangle that is not a square.

5. Draw a shape like one on this page. Name it and describe one thing you notice about it.

You can point, speak, draw, or write. Adults can note any help they give.



WORKSHEET OUTPOST | Kindergarten Math — Supported

Six-sided shapes

OW-K-152 E1 | Five questions

Success criteria

I can name a shape even when it is turned or a different size.

Name: _____ Date: _____

Listen as an adult reads each question. Use counters or draw a picture to solve it.

1. Count the sides. Name the shape.



2. Draw a closed shape with 6 straight sides. Name it.

3. Does turning a hexagon change its number of sides? Explain.

4. Jo draws 5 sides and calls it a hexagon. Is Jo right?

5. Draw a shape like one on this page. Name it and describe one thing you notice about it.

You can point, speak, draw, or write. Adults can note any help they give.



WORKSHEET OUTPOST | Kindergarten Math — Supported

Six-sided shapes

OW-K-152 E2 | Five questions

Success criteria

I can name a shape even when it is turned or a different size.

Name: _____ Date: _____

Work with a partner. Build a model, then say or write your answer.

1. Count the sides. Name the shape.



2. Draw a closed shape with 6 straight sides. Name it.

3. Does turning a hexagon change its number of sides? Explain.

4. Jo draws 5 sides and calls it a hexagon. Is Jo right?

5. Draw a shape like one on this page. Name it and describe one thing you notice about it.

You can point, speak, draw, or write. Adults can note any help they give.



WORKSHEET OUTPOST | Kindergarten Math — Supported

Six-sided shapes

OW-K-152 E3 | Five questions

Success criteria

I can name a shape even when it is turned or a different size.

Name: _____ Date: _____

Work with a helper. Use objects, a number line, or a drawing to solve each problem.

1. Count the sides. Name the shape.



2. Draw a closed shape with 6 straight sides. Name it.

3. Does turning a hexagon change its number of sides? Explain.

4. Jo draws 5 sides and calls it a hexagon. Is Jo right?

5. Draw a shape like one on this page. Name it and describe one thing you notice about it.

You can point, speak, draw, or write. Adults can note any help they give.



WORKSHEET OUTPOST | Kindergarten Math — Supported

Six-sided shapes

OW-K-152 E4 | Five questions

Success criteria

I can name a shape even when it is turned or a different size.

Name: _____ Date: _____

Ask an adult to show you how to start. Then finish the problem together.

1. Count the sides. Name the shape.



2. Draw a closed shape with 6 straight sides. Name it.

3. Does turning a hexagon change its number of sides? Explain.

4. Jo draws 5 sides and calls it a hexagon. Is Jo right?

5. Draw a shape like one on this page. Name it and describe one thing you notice about it.

You can point, speak, draw, or write. Adults can note any help they give.



WORKSHEET OUTPOST | Kindergarten Math — Supported

Six-sided shapes

OW-K-152 E5 | Five questions

Success criteria

I can name a shape even when it is turned or a different size.

Name: _____ Date: _____

Try each problem. Tell an adult how you solved it. The adult can write down your answers.

1. Count the sides. Name the shape.



2. Draw a closed shape with 6 straight sides. Name it.

3. Does turning a hexagon change its number of sides? Explain.

4. Jo draws 5 sides and calls it a hexagon. Is Jo right?

5. Draw a shape like one on this page. Name it and describe one thing you notice about it.

You can point, speak, draw, or write. Adults can note any help they give.



WORKSHEET OUTPOST | Kindergarten Math — Supported

Sort flat shapes and solid objects

OW-K-153 E1 | Five questions

Success criteria

I can sort the objects into groups and count how many are in each group.

Name: _____ Date: _____

Listen as an adult reads each question. Use counters or draw a picture to solve it.

1. A cube has flat faces. What shape is each face?



2. A cylinder has 2 flat faces. What shape are they?



3. Is a circle the same as a sphere? Explain.

4. Name a solid with a circular base and a point.

5. Draw three objects. Sort them into groups and explain your rule.

You can point, speak, draw, or write. Adults can note any help they give.



WORKSHEET OUTPOST | Kindergarten Math — Supported

Sort flat shapes and solid objects

OW-K-153 E2 | Five questions

Success criteria
I can sort the objects into groups and count how many are in each group.

Name: _____ Date: _____

Work with a partner. Build a model, then say or write your answer.

1. A cube has flat faces. What shape is each face?



2. A cylinder has 2 flat faces. What shape are they?



3. Is a circle the same as a sphere? Explain.

4. Name a solid with a circular base and a point.

5. Draw three objects. Sort them into groups and explain your rule.

You can point, speak, draw, or write. Adults can note any help they give.



WORKSHEET OUTPOST | Kindergarten Math — Supported

Sort flat shapes and solid objects

OW-K-153 E3 | Five questions

Success criteria
I can sort the objects into groups and count how many are in each group.

Name: _____ Date: _____

Work with a helper. Use objects, a number line, or a drawing to solve each problem.

1. A cube has flat faces. What shape is each face?



2. A cylinder has 2 flat faces. What shape are they?



3. Is a circle the same as a sphere? Explain.

4. Name a solid with a circular base and a point.

5. Draw three objects. Sort them into groups and explain your rule.

You can point, speak, draw, or write. Adults can note any help they give.



WORKSHEET OUTPOST | Kindergarten Math — Supported

Sort flat shapes and solid objects

OW-K-153 E4 | Five questions

Success criteria

I can sort the objects into groups and count how many are in each group.

Name: _____ Date: _____

Ask an adult to show you how to start. Then finish the problem together.

1. A cube has flat faces. What shape is each face?



2. A cylinder has 2 flat faces. What shape are they?



3. Is a circle the same as a sphere? Explain.

4. Name a solid with a circular base and a point.

5. Draw three objects. Sort them into groups and explain your rule.

You can point, speak, draw, or write. Adults can note any help they give.



WORKSHEET OUTPOST | Kindergarten Math — Supported

Sort flat shapes and solid objects

OW-K-153 E5 | Five questions

Success criteria

I can sort the objects into groups and count how many are in each group.

Name: _____ Date: _____

Try each problem. Tell an adult how you solved it. The adult can write down your answers.

1. A cube has flat faces. What shape is each face?



2. A cylinder has 2 flat faces. What shape are they?



3. Is a circle the same as a sphere? Explain.

4. Name a solid with a circular base and a point.

5. Draw three objects. Sort them into groups and explain your rule.

You can point, speak, draw, or write. Adults can note any help they give.



WORKSHEET OUTPOST | Kindergarten Math — Supported

Solve a shape puzzle another way

OW-K-154 E1 | Five questions

Success criteria
I can build or draw a shape and describe its parts.

Name: _____ Date: _____

Listen as an adult reads each question. Use counters or draw a picture to solve it.

1. Try making a square with 3 sticks. Can you make a square? Explain what you would change.

2. A clay ball falls from a stack. Try a cube instead. Explain.

3. Try joining two equal triangles to make a square. Draw your result.

4. Your rectangle has a gap at one corner. How can you fix it?

5. Draw a shape like one on this page. Name it and describe one thing you notice about it.

You can point, speak, draw, or write. Adults can note any help they give.



WORKSHEET OUTPOST | Kindergarten Math — Supported

Solve a shape puzzle another way

OW-K-154 E2 | Five questions

Success criteria
I can build or draw a shape and describe its parts.

Name: _____ Date: _____

Work with a partner. Build a model, then say or write your answer.

1. Try making a square with 3 sticks. Can you make a square? Explain what you would change.

2. A clay ball falls from a stack. Try a cube instead. Explain.

3. Try joining two equal triangles to make a square. Draw your result.

4. Your rectangle has a gap at one corner. How can you fix it?

5. Draw a shape like one on this page. Name it and describe one thing you notice about it.

You can point, speak, draw, or write. Adults can note any help they give.



WORKSHEET OUTPOST | Kindergarten Math — Supported

Solve a shape puzzle another way

Success criteria
I can build or draw a shape and describe its parts.

OW-K-154 E3 | Five questions

Name: _____ Date: _____

Work with a helper. Use objects, a number line, or a drawing to solve each problem.

1. Try making a square with 3 sticks. Can you make a square? Explain what you would change.

2. A clay ball falls from a stack. Try a cube instead. Explain.

3. Try joining two equal triangles to make a square. Draw your result.

4. Your rectangle has a gap at one corner. How can you fix it?

5. Draw a shape like one on this page. Name it and describe one thing you notice about it.

You can point, speak, draw, or write. Adults can note any help they give.



WORKSHEET OUTPOST | Kindergarten Math — Supported

Solve a shape puzzle another way

OW-K-154 E4 | Five questions

Success criteria
I can build or draw a shape and describe its parts.

Name: _____ Date: _____

Ask an adult to show you how to start. Then finish the problem together.

1. Try making a square with 3 sticks. Can you make a square? Explain what you would change.

2. A clay ball falls from a stack. Try a cube instead. Explain.

3. Try joining two equal triangles to make a square. Draw your result.

4. Your rectangle has a gap at one corner. How can you fix it?

5. Draw a shape like one on this page. Name it and describe one thing you notice about it.

You can point, speak, draw, or write. Adults can note any help they give.



WORKSHEET OUTPOST | Kindergarten Math — Supported

Solve a shape puzzle another way

OW-K-154 E5 | Five questions

Success criteria
I can build or draw a shape and describe its parts.

Name: _____ Date: _____

Try each problem. Tell an adult how you solved it. The adult can write down your answers.

1. Try making a square with 3 sticks. Can you make a square? Explain what you would change.

2. A clay ball falls from a stack. Try a cube instead. Explain.

3. Try joining two equal triangles to make a square. Draw your result.

4. Your rectangle has a gap at one corner. How can you fix it?

5. Draw a shape like one on this page. Name it and describe one thing you notice about it.

You can point, speak, draw, or write. Adults can note any help they give.



WORKSHEET OUTPOST | Kindergarten Math — Supported

Choose a model for taking away

Success criteria
I can use objects or a drawing to solve the number story.

OW-K-155 E1 | Five questions

Name: _____ Date: _____

Listen as an adult reads each question. Use counters or draw a picture to solve it.

1. Choose counters or a drawing. Show 4 birds with 1 flying away. How many are left?

2. Choose counters or a drawing. Show 5 birds with 2 flying away. How many are left?

3. Choose counters or a drawing. Show 6 birds with 3 flying away. How many are left?

4. Choose counters or a drawing. Show 7 birds with 2 flying away. How many are left?

5. Write a problem like question 1 with new numbers or objects. Solve it and show your work.

You can point, speak, draw, or write. Adults can note any help they give.



WORKSHEET OUTPOST | Kindergarten Math — Supported

Choose a model for taking away

Success criteria
I can use objects or a drawing to solve the number story.

OW-K-155 E2 | Five questions

Name: _____ Date: _____

Work with a partner. Build a model, then say or write your answer.

1. Choose counters or a drawing. Show 4 birds with 1 flying away. How many are left?

2. Choose counters or a drawing. Show 5 birds with 2 flying away. How many are left?

3. Choose counters or a drawing. Show 6 birds with 3 flying away. How many are left?

4. Choose counters or a drawing. Show 7 birds with 2 flying away. How many are left?

5. Write a problem like question 1 with new numbers or objects. Solve it and show your work.

You can point, speak, draw, or write. Adults can note any help they give.



WORKSHEET OUTPOST | Kindergarten Math — Supported

Choose a model for taking away

Success criteria
I can use objects or a drawing to solve the number story.

OW-K-155 E3 | Five questions

Name: _____ Date: _____

Work with a helper. Use objects, a number line, or a drawing to solve each problem.

1. Choose counters or a drawing. Show 4 birds with 1 flying away. How many are left?

2. Choose counters or a drawing. Show 5 birds with 2 flying away. How many are left?

3. Choose counters or a drawing. Show 6 birds with 3 flying away. How many are left?

4. Choose counters or a drawing. Show 7 birds with 2 flying away. How many are left?

5. Write a problem like question 1 with new numbers or objects. Solve it and show your work.

You can point, speak, draw, or write. Adults can note any help they give.



WORKSHEET OUTPOST | Kindergarten Math — Supported

Choose a model for taking away

Success criteria
I can use objects or a drawing to solve the number story.

OW-K-155 E4 | Five questions

Name: _____ Date: _____

Ask an adult to show you how to start. Then finish the problem together.

1. Choose counters or a drawing. Show 4 birds with 1 flying away. How many are left?

2. Choose counters or a drawing. Show 5 birds with 2 flying away. How many are left?

3. Choose counters or a drawing. Show 6 birds with 3 flying away. How many are left?

4. Choose counters or a drawing. Show 7 birds with 2 flying away. How many are left?

5. Write a problem like question 1 with new numbers or objects. Solve it and show your work.

You can point, speak, draw, or write. Adults can note any help they give.



WORKSHEET OUTPOST | Kindergarten Math — Supported

Choose a model for taking away

Success criteria
I can use objects or a drawing to solve the number story.

OW-K-155 E5 | Five questions

Name: _____ Date: _____

Try each problem. Tell an adult how you solved it. The adult can write down your answers.

1. Choose counters or a drawing. Show 4 birds with 1 flying away. How many are left?

2. Choose counters or a drawing. Show 5 birds with 2 flying away. How many are left?

3. Choose counters or a drawing. Show 6 birds with 3 flying away. How many are left?

4. Choose counters or a drawing. Show 7 birds with 2 flying away. How many are left?

5. Write a problem like question 1 with new numbers or objects. Solve it and show your work.

You can point, speak, draw, or write. Adults can note any help they give.



WORKSHEET OUTPOST | Kindergarten Math — Supported

Extra practice: show subtraction

Success criteria
I can show what happens when I put groups together or take some away.

OW-K-156 E1 | Five questions

Name: _____ Date: _____

Listen as an adult reads each question. Use counters or draw a picture to solve it.

1. Draw 3 circles. Cross out 1. How many are left?

2. Draw 4 circles. Cross out 2. How many are left?

3. Draw 5 circles. Cross out 3. How many are left?

4. Draw 6 circles. Cross out 2. How many are left?

5. Write a problem like question 1 with new numbers or objects. Solve it and show your work.

You can point, speak, draw, or write. Adults can note any help they give.



WORKSHEET OUTPOST | Kindergarten Math — Supported

Extra practice: show subtraction

Success criteria
I can show what happens when I put groups together or take some away.

OW-K-156 E2 | Five questions

Name: _____ Date: _____

Work with a partner. Build a model, then say or write your answer.

1. Draw 3 circles. Cross out 1. How many are left?

2. Draw 4 circles. Cross out 2. How many are left?

3. Draw 5 circles. Cross out 3. How many are left?

4. Draw 6 circles. Cross out 2. How many are left?

5. Write a problem like question 1 with new numbers or objects. Solve it and show your work.

You can point, speak, draw, or write. Adults can note any help they give.



WORKSHEET OUTPOST | Kindergarten Math — Supported

Extra practice: show subtraction

OW-K-156 E3 | Five questions

Success criteria
I can show what happens when I put groups together or take some away.

Name: _____ Date: _____

Work with a helper. Use objects, a number line, or a drawing to solve each problem.

1. Draw 3 circles. Cross out 1. How many are left?

2. Draw 4 circles. Cross out 2. How many are left?

3. Draw 5 circles. Cross out 3. How many are left?

4. Draw 6 circles. Cross out 2. How many are left?

5. Write a problem like question 1 with new numbers or objects. Solve it and show your work.

You can point, speak, draw, or write. Adults can note any help they give.



WORKSHEET OUTPOST | Kindergarten Math — Supported

Extra practice: show subtraction

OW-K-156 E4 | Five questions

Success criteria
I can show what happens when I put groups together or take some away.

Name: _____ Date: _____

Ask an adult to show you how to start. Then finish the problem together.

1. Draw 3 circles. Cross out 1. How many are left?

2. Draw 4 circles. Cross out 2. How many are left?

3. Draw 5 circles. Cross out 3. How many are left?

4. Draw 6 circles. Cross out 2. How many are left?

5. Write a problem like question 1 with new numbers or objects. Solve it and show your work.

You can point, speak, draw, or write. Adults can note any help they give.



WORKSHEET OUTPOST | Kindergarten Math — Supported

Extra practice: show subtraction

OW-K-156 E5 | Five questions

Success criteria
I can show what happens when I put groups together or take some away.

Name: _____ Date: _____

Try each problem. Tell an adult how you solved it. The adult can write down your answers.

1. Draw 3 circles. Cross out 1. How many are left?

2. Draw 4 circles. Cross out 2. How many are left?

3. Draw 5 circles. Cross out 3. How many are left?

4. Draw 6 circles. Cross out 2. How many are left?

5. Write a problem like question 1 with new numbers or objects. Solve it and show your work.

You can point, speak, draw, or write. Adults can note any help they give.



WORKSHEET OUTPOST | Kindergarten Math — Supported

Extra practice: solve subtraction stories

OW-K-157 E1 | Five questions

Success criteria
I can use objects or a drawing to solve the number story.

Name: _____ Date: _____

Listen as an adult reads each question. Use counters or draw a picture to solve it.

1. 3 ducks swim in a pond. One duck swims away. How many are left? Show your work.

2. 4 ducks swim in a pond. 2 swim away. How many are left? Show your work.

3. 5 ducks swim in a pond. 3 swim away. How many are left? Show your work.

4. 6 ducks swim in a pond. 2 swim away. How many are left? Show your work.

5. Write a problem like question 1 with new numbers or objects. Solve it and show your work.

You can point, speak, draw, or write. Adults can note any help they give.



WORKSHEET OUTPOST | Kindergarten Math — Supported

Extra practice: solve subtraction stories

OW-K-157 E2 | Five questions

Name: _____ Date: _____

Success criteria

I can use objects or a drawing to solve the number story.

Work with a partner. Build a model, then say or write your answer.

1. 3 ducks swim in a pond. One duck swims away. How many are left? Show your work.

2. 4 ducks swim in a pond. 2 swim away. How many are left? Show your work.

3. 5 ducks swim in a pond. 3 swim away. How many are left? Show your work.

4. 6 ducks swim in a pond. 2 swim away. How many are left? Show your work.

5. Write a problem like question 1 with new numbers or objects. Solve it and show your work.

You can point, speak, draw, or write. Adults can note any help they give.



WORKSHEET OUTPOST | Kindergarten Math — Supported

Extra practice: solve subtraction stories

OW-K-157 E3 | Five questions

Success criteria
I can use objects or a drawing to solve the number story.

Name: _____ Date: _____

Work with a helper. Use objects, a number line, or a drawing to solve each problem.

1. 3 ducks swim in a pond. One duck swims away. How many are left? Show your work.

2. 4 ducks swim in a pond. 2 swim away. How many are left? Show your work.

3. 5 ducks swim in a pond. 3 swim away. How many are left? Show your work.

4. 6 ducks swim in a pond. 2 swim away. How many are left? Show your work.

5. Write a problem like question 1 with new numbers or objects. Solve it and show your work.

You can point, speak, draw, or write. Adults can note any help they give.



WORKSHEET OUTPOST | Kindergarten Math — Supported

Extra practice: solve subtraction stories

OW-K-157 E4 | Five questions

Success criteria
I can use objects or a drawing to solve the number story.

Name: _____ Date: _____

Ask an adult to show you how to start. Then finish the problem together.

1. 3 ducks swim in a pond. One duck swims away. How many are left? Show your work.

2. 4 ducks swim in a pond. 2 swim away. How many are left? Show your work.

3. 5 ducks swim in a pond. 3 swim away. How many are left? Show your work.

4. 6 ducks swim in a pond. 2 swim away. How many are left? Show your work.

5. Write a problem like question 1 with new numbers or objects. Solve it and show your work.

You can point, speak, draw, or write. Adults can note any help they give.



WORKSHEET OUTPOST | Kindergarten Math — Supported

Extra practice: solve subtraction stories

OW-K-157 E5 | Five questions

Success criteria
I can use objects or a drawing to solve the number story.

Name: _____ Date: _____

Try each problem. Tell an adult how you solved it. The adult can write down your answers.

1. 3 ducks swim in a pond. One duck swims away. How many are left? Show your work.

2. 4 ducks swim in a pond. 2 swim away. How many are left? Show your work.

3. 5 ducks swim in a pond. 3 swim away. How many are left? Show your work.

4. 6 ducks swim in a pond. 2 swim away. How many are left? Show your work.

5. Write a problem like question 1 with new numbers or objects. Solve it and show your work.

You can point, speak, draw, or write. Adults can note any help they give.



WORKSHEET OUTPOST | Kindergarten Math — Supported

Extra practice: take a group apart

Success criteria
I can use objects or a drawing to solve the number story.

OW-K-158 E1 | Five questions

Name: _____ Date: _____

Listen as an adult reads each question. Use counters or draw a picture to solve it.

1. There are 3 buttons. 1 is red. The rest are blue. How many are blue? Draw to solve.

2. There are 4 buttons. 2 are red. The rest are blue. How many are blue? Draw to solve.

3. There are 5 buttons. 3 are red. The rest are blue. How many are blue? Draw to solve.

4. There are 6 buttons. 2 are red. The rest are blue. How many are blue? Draw to solve.

5. Write a problem like question 1 with new numbers or objects. Solve it and show your work.

You can point, speak, draw, or write. Adults can note any help they give.



WORKSHEET OUTPOST | Kindergarten Math — Supported

Extra practice: take a group apart

Success criteria
I can use objects or a drawing to solve the number story.

OW-K-158 E2 | Five questions

Name: _____ Date: _____

Work with a partner. Build a model, then say or write your answer.

1. There are 3 buttons. 1 is red. The rest are blue. How many are blue? Draw to solve.

2. There are 4 buttons. 2 are red. The rest are blue. How many are blue? Draw to solve.

3. There are 5 buttons. 3 are red. The rest are blue. How many are blue? Draw to solve.

4. There are 6 buttons. 2 are red. The rest are blue. How many are blue? Draw to solve.

5. Write a problem like question 1 with new numbers or objects. Solve it and show your work.

You can point, speak, draw, or write. Adults can note any help they give.



WORKSHEET OUTPOST | Kindergarten Math — Supported

Extra practice: take a group apart

Success criteria
I can use objects or a drawing to solve the number story.

OW-K-158 E3 | Five questions

Name: _____ Date: _____

Work with a helper. Use objects, a number line, or a drawing to solve each problem.

1. There are 3 buttons. 1 is red. The rest are blue. How many are blue? Draw to solve.

2. There are 4 buttons. 2 are red. The rest are blue. How many are blue? Draw to solve.

3. There are 5 buttons. 3 are red. The rest are blue. How many are blue? Draw to solve.

4. There are 6 buttons. 2 are red. The rest are blue. How many are blue? Draw to solve.

5. Write a problem like question 1 with new numbers or objects. Solve it and show your work.

You can point, speak, draw, or write. Adults can note any help they give.



WORKSHEET OUTPOST | Kindergarten Math — Supported

Extra practice: take a group apart

Success criteria
I can use objects or a drawing to solve the number story.

OW-K-158 E4 | Five questions

Name: _____ Date: _____

Ask an adult to show you how to start. Then finish the problem together.

1. There are 3 buttons. 1 is red. The rest are blue. How many are blue? Draw to solve.

2. There are 4 buttons. 2 are red. The rest are blue. How many are blue? Draw to solve.

3. There are 5 buttons. 3 are red. The rest are blue. How many are blue? Draw to solve.

4. There are 6 buttons. 2 are red. The rest are blue. How many are blue? Draw to solve.

5. Write a problem like question 1 with new numbers or objects. Solve it and show your work.

You can point, speak, draw, or write. Adults can note any help they give.



WORKSHEET OUTPOST | Kindergarten Math — Supported

Extra practice: take a group apart

Success criteria
I can use objects or a drawing to solve the number story.

OW-K-158 E5 | Five questions

Name: _____ Date: _____

Try each problem. Tell an adult how you solved it. The adult can write down your answers.

1. There are 3 buttons. 1 is red. The rest are blue. How many are blue? Draw to solve.

2. There are 4 buttons. 2 are red. The rest are blue. How many are blue? Draw to solve.

3. There are 5 buttons. 3 are red. The rest are blue. How many are blue? Draw to solve.

4. There are 6 buttons. 2 are red. The rest are blue. How many are blue? Draw to solve.

5. Write a problem like question 1 with new numbers or objects. Solve it and show your work.

You can point, speak, draw, or write. Adults can note any help they give.



WORKSHEET OUTPOST | Kindergarten Math — Supported

Extra practice: take away pictures

OW-K-159 E1 | Five questions

Success criteria

I can show what happens when I put groups together or take some away.

Name: _____ Date: _____

Listen as an adult reads each question. Use counters or draw a picture to solve it.

1. Some dots are crossed out. How many are left?

○ ○ ⊗

2. Some dots are crossed out. How many are left?

○ ○ ⊗ ⊗

3. Some dots are crossed out. How many are left?

○ ○ ⊗ ⊗ ⊗

4. Some dots are crossed out. How many are left?

○ ○ ○ ○ ⊗ ⊗

5. Write a problem like question 1 with new numbers or objects. Solve it and show your work.

You can point, speak, draw, or write. Adults can note any help they give.



WORKSHEET OUTPOST | Kindergarten Math — Supported

Extra practice: take away pictures

OW-K-159 E2 | Five questions

Success criteria

I can show what happens when I put groups together or take some away.

Name: _____ Date: _____

Work with a partner. Build a model, then say or write your answer.

1. Some dots are crossed out. How many are left?

○ ○ ⊗

2. Some dots are crossed out. How many are left?

○ ○ ⊗ ⊗

3. Some dots are crossed out. How many are left?

○ ○ ⊗ ⊗ ⊗

4. Some dots are crossed out. How many are left?

○ ○ ○ ○ ⊗ ⊗

5. Write a problem like question 1 with new numbers or objects. Solve it and show your work.

You can point, speak, draw, or write. Adults can note any help they give.



WORKSHEET OUTPOST | Kindergarten Math — Supported

Extra practice: take away pictures

OW-K-159 E3 | Five questions

Success criteria

I can show what happens when I put groups together or take some away.

Name: _____ Date: _____

Work with a helper. Use objects, a number line, or a drawing to solve each problem.

1. Some dots are crossed out. How many are left?

○ ○ ⊗

2. Some dots are crossed out. How many are left?

○ ○ ⊗ ⊗

3. Some dots are crossed out. How many are left?

○ ○ ⊗ ⊗ ⊗

4. Some dots are crossed out. How many are left?

○ ○ ○ ○ ⊗ ⊗

5. Write a problem like question 1 with new numbers or objects. Solve it and show your work.

You can point, speak, draw, or write. Adults can note any help they give.



WORKSHEET OUTPOST | Kindergarten Math — Supported

Extra practice: take away pictures

OW-K-159 E4 | Five questions

Name: _____ Date: _____

Success criteria

I can show what happens when I put groups together or take some away.

Ask an adult to show you how to start. Then finish the problem together.

1. Some dots are crossed out. How many are left?

○ ○ ⊗

2. Some dots are crossed out. How many are left?

○ ○ ⊗ ⊗

3. Some dots are crossed out. How many are left?

○ ○ ⊗ ⊗ ⊗

4. Some dots are crossed out. How many are left?

○ ○ ○ ○ ⊗ ⊗

5. Write a problem like question 1 with new numbers or objects. Solve it and show your work.

You can point, speak, draw, or write. Adults can note any help they give.



WORKSHEET OUTPOST | Kindergarten Math — Supported

Extra practice: take away pictures

OW-K-159 E5 | Five questions

Success criteria

I can show what happens when I put groups together or take some away.

Name: _____ Date: _____

Try each problem. Tell an adult how you solved it. The adult can write down your answers.

1. Some dots are crossed out. How many are left?

○ ○ ⊗

2. Some dots are crossed out. How many are left?

○ ○ ⊗ ⊗

3. Some dots are crossed out. How many are left?

○ ○ ⊗ ⊗ ⊗

4. Some dots are crossed out. How many are left?

○ ○ ○ ○ ⊗ ⊗

5. Write a problem like question 1 with new numbers or objects. Solve it and show your work.

You can point, speak, draw, or write. Adults can note any help they give.



WORKSHEET OUTPOST | Kindergarten Math — Supported

Extra practice: write subtraction equations

OW-K-160 E1 | Five questions

Name: _____ Date: _____

Success criteria

I can show what happens when I put groups together or take some away.

Listen as an adult reads each question. Use counters or draw a picture to solve it.

1. Write a subtraction equation for the picture.

○ ○ ⊗

2. Write a subtraction equation for the picture.

○ ○ ⊗ ⊗

3. Write a subtraction equation for the picture.

○ ○ ⊗ ⊗ ⊗

4. Write a subtraction equation for the picture.

○ ○ ○ ○ ⊗ ⊗

5. Write a problem like question 1 with new numbers or objects. Solve it and show your work.

You can point, speak, draw, or write. Adults can note any help they give.



WORKSHEET OUTPOST | Kindergarten Math — Supported

Extra practice: write subtraction equations

OW-K-160 E2 | Five questions

Name: _____ Date: _____

Success criteria

I can show what happens when I put groups together or take some away.

Work with a partner. Build a model, then say or write your answer.

1. Write a subtraction equation for the picture.

○ ○ ⊗

2. Write a subtraction equation for the picture.

○ ○ ⊗ ⊗

3. Write a subtraction equation for the picture.

○ ○ ⊗ ⊗ ⊗

4. Write a subtraction equation for the picture.

○ ○ ○ ○ ⊗ ⊗

5. Write a problem like question 1 with new numbers or objects. Solve it and show your work.

You can point, speak, draw, or write. Adults can note any help they give.



WORKSHEET OUTPOST | Kindergarten Math — Supported

Extra practice: write subtraction equations

OW-K-160 E3 | Five questions

Name: _____ Date: _____

Success criteria

I can show what happens when I put groups together or take some away.

Work with a helper. Use objects, a number line, or a drawing to solve each problem.

1. Write a subtraction equation for the picture.

○ ○ ⊗

2. Write a subtraction equation for the picture.

○ ○ ⊗ ⊗

3. Write a subtraction equation for the picture.

○ ○ ⊗ ⊗ ⊗

4. Write a subtraction equation for the picture.

○ ○ ○ ○ ⊗ ⊗

5. Write a problem like question 1 with new numbers or objects. Solve it and show your work.

You can point, speak, draw, or write. Adults can note any help they give.



WORKSHEET OUTPOST | Kindergarten Math — Supported

Extra practice: write subtraction equations

OW-K-160 E4 | Five questions

Name: _____ Date: _____

Success criteria

I can show what happens when I put groups together or take some away.

Ask an adult to show you how to start. Then finish the problem together.

1. Write a subtraction equation for the picture.

○ ○ ⊗

2. Write a subtraction equation for the picture.

○ ○ ⊗ ⊗

3. Write a subtraction equation for the picture.

○ ○ ⊗ ⊗ ⊗

4. Write a subtraction equation for the picture.

○ ○ ○ ○ ⊗ ⊗

5. Write a problem like question 1 with new numbers or objects. Solve it and show your work.

You can point, speak, draw, or write. Adults can note any help they give.



WORKSHEET OUTPOST | Kindergarten Math — Supported

Extra practice: write subtraction equations

OW-K-160 E5 | Five questions

Name: _____ Date: _____

Success criteria

I can show what happens when I put groups together or take some away.

Try each problem. Tell an adult how you solved it. The adult can write down your answers.

1. Write a subtraction equation for the picture.

○ ○ ⊗

2. Write a subtraction equation for the picture.

○ ○ ⊗ ⊗

3. Write a subtraction equation for the picture.

○ ○ ⊗ ⊗ ⊗

4. Write a subtraction equation for the picture.

○ ○ ○ ○ ⊗ ⊗

5. Write a problem like question 1 with new numbers or objects. Solve it and show your work.

You can point, speak, draw, or write. Adults can note any help they give.



WORKSHEET OUTPOST | Kindergarten Math — Supported

Patterns in small differences

Success criteria
I can add and subtract numbers up to five.

OW-K-161 E1 | Five questions

Name: _____ Date: _____

Listen as an adult reads each question. Use counters or draw a picture to solve it.

1. 2 - 0 = ___. 2 - 1 = ___. Describe the pattern you see.

2. 3 - 0 = ___. 3 - 1 = ___. Describe the pattern you see.

3. 4 - 0 = ___. 4 - 1 = ___. Describe the pattern you see.

4. 5 - 0 = ___. 5 - 1 = ___. Describe the pattern you see.

5. Write a problem like question 1 with new numbers or objects. Solve it and show your work.

You can point, speak, draw, or write. Adults can note any help they give.



WORKSHEET OUTPOST | Kindergarten Math — Supported

Patterns in small differences

Success criteria
I can add and subtract numbers up to five.

OW-K-161 E2 | Five questions

Name: _____ Date: _____

Work with a partner. Build a model, then say or write your answer.

1. 2 - 0 = ___. 2 - 1 = ___. Describe the pattern you see.

2. 3 - 0 = ___. 3 - 1 = ___. Describe the pattern you see.

3. 4 - 0 = ___. 4 - 1 = ___. Describe the pattern you see.

4. 5 - 0 = ___. 5 - 1 = ___. Describe the pattern you see.

5. Write a problem like question 1 with new numbers or objects. Solve it and show your work.

You can point, speak, draw, or write. Adults can note any help they give.



WORKSHEET OUTPOST | Kindergarten Math — Supported

Patterns in small differences

Success criteria
I can add and subtract numbers up to five.

OW-K-161 E3 | Five questions

Name: _____ Date: _____

Work with a helper. Use objects, a number line, or a drawing to solve each problem.

1. 2 - 0 = ___. 2 - 1 = ___. Describe the pattern you see.

2. 3 - 0 = ___. 3 - 1 = ___. Describe the pattern you see.

3. 4 - 0 = ___. 4 - 1 = ___. Describe the pattern you see.

4. 5 - 0 = ___. 5 - 1 = ___. Describe the pattern you see.

5. Write a problem like question 1 with new numbers or objects. Solve it and show your work.

You can point, speak, draw, or write. Adults can note any help they give.



WORKSHEET OUTPOST | Kindergarten Math — Supported

Patterns in small differences

Success criteria
I can add and subtract numbers up to five.

OW-K-161 E4 | Five questions

Name: _____ Date: _____

Ask an adult to show you how to start. Then finish the problem together.

1. 2 - 0 = ___. 2 - 1 = ___. Describe the pattern you see.

2. 3 - 0 = ___. 3 - 1 = ___. Describe the pattern you see.

3. 4 - 0 = ___. 4 - 1 = ___. Describe the pattern you see.

4. 5 - 0 = ___. 5 - 1 = ___. Describe the pattern you see.

5. Write a problem like question 1 with new numbers or objects. Solve it and show your work.

You can point, speak, draw, or write. Adults can note any help they give.



WORKSHEET OUTPOST | Kindergarten Math — Supported

Patterns in small differences

Success criteria
I can add and subtract numbers up to five.

OW-K-161 E5 | Five questions

Name: _____ Date: _____

Try each problem. Tell an adult how you solved it. The adult can write down your answers.

1. 2 - 0 = ___. 2 - 1 = ___. Describe the pattern you see.

2. 3 - 0 = ___. 3 - 1 = ___. Describe the pattern you see.

3. 4 - 0 = ___. 4 - 1 = ___. Describe the pattern you see.

4. 5 - 0 = ___. 5 - 1 = ___. Describe the pattern you see.

5. Write a problem like question 1 with new numbers or objects. Solve it and show your work.

You can point, speak, draw, or write. Adults can note any help they give.



WORKSHEET OUTPOST | Kindergarten Math — Supported

Pictures and minus signs

OW-K-162 E1 | Five questions

Success criteria

I can show what happens when I put groups together or take some away.

Name: _____ Date: _____

Listen as an adult reads each question. Use counters or draw a picture to solve it.

1. Write a subtraction equation for the picture.

○ ○ ⊗

2. Write a subtraction equation for the picture.

○ ○ ⊗ ⊗

3. Write a subtraction equation for the picture.

○ ○ ⊗ ⊗ ⊗

4. Write a subtraction equation for the picture.

○ ○ ○ ○ ⊗ ⊗

5. Write a problem like question 1 with new numbers or objects. Solve it and show your work.

You can point, speak, draw, or write. Adults can note any help they give.



WORKSHEET OUTPOST | Kindergarten Math — Supported

Pictures and minus signs

OW-K-162 E2 | Five questions

Success criteria

I can show what happens when I put groups together or take some away.

Name: _____ Date: _____

Work with a partner. Build a model, then say or write your answer.

1. Write a subtraction equation for the picture.

○ ○ ⊗

2. Write a subtraction equation for the picture.

○ ○ ⊗ ⊗

3. Write a subtraction equation for the picture.

○ ○ ⊗ ⊗ ⊗

4. Write a subtraction equation for the picture.

○ ○ ○ ○ ⊗ ⊗

5. Write a problem like question 1 with new numbers or objects. Solve it and show your work.

You can point, speak, draw, or write. Adults can note any help they give.



WORKSHEET OUTPOST | Kindergarten Math — Supported

Pictures and minus signs

OW-K-162 E3 | Five questions

Success criteria

I can show what happens when I put groups together or take some away.

Name: _____ Date: _____

Work with a helper. Use objects, a number line, or a drawing to solve each problem.

1. Write a subtraction equation for the picture.

○ ○ ⊗

2. Write a subtraction equation for the picture.

○ ○ ⊗ ⊗

3. Write a subtraction equation for the picture.

○ ○ ⊗ ⊗ ⊗

4. Write a subtraction equation for the picture.

○ ○ ○ ○ ⊗ ⊗

5. Write a problem like question 1 with new numbers or objects. Solve it and show your work.

You can point, speak, draw, or write. Adults can note any help they give.



WORKSHEET OUTPOST | Kindergarten Math — Supported

Pictures and minus signs

OW-K-162 E4 | Five questions

Success criteria

I can show what happens when I put groups together or take some away.

Name: _____ Date: _____

Ask an adult to show you how to start. Then finish the problem together.

1. Write a subtraction equation for the picture.

○ ○ ⊗

2. Write a subtraction equation for the picture.

○ ○ ⊗ ⊗

3. Write a subtraction equation for the picture.

○ ○ ⊗ ⊗ ⊗

4. Write a subtraction equation for the picture.

○ ○ ○ ○ ⊗ ⊗

5. Write a problem like question 1 with new numbers or objects. Solve it and show your work.

You can point, speak, draw, or write. Adults can note any help they give.



WORKSHEET OUTPOST | Kindergarten Math — Supported

Pictures and minus signs

OW-K-162 E5 | Five questions

Success criteria

I can show what happens when I put groups together or take some away.

Name: _____ Date: _____

Try each problem. Tell an adult how you solved it. The adult can write down your answers.

1. Write a subtraction equation for the picture.

○ ○ ⊗

2. Write a subtraction equation for the picture.

○ ○ ⊗ ⊗

3. Write a subtraction equation for the picture.

○ ○ ⊗ ⊗ ⊗

4. Write a subtraction equation for the picture.

○ ○ ○ ○ ⊗ ⊗

5. Write a problem like question 1 with new numbers or objects. Solve it and show your work.

You can point, speak, draw, or write. Adults can note any help they give.



WORKSHEET OUTPOST | Kindergarten Math — Supported

Removing objects from a set

OW-K-163 E1 | Five questions

Success criteria

I can show what happens when I put groups together or take some away.

Name: _____ Date: _____

Listen as an adult reads each question. Use counters or draw a picture to solve it.

1. Some dots are crossed out. How many are left?

○ ○ ⊗

2. Some dots are crossed out. How many are left?

○ ○ ⊗ ⊗

3. Some dots are crossed out. How many are left?

○ ○ ⊗ ⊗ ⊗

4. Some dots are crossed out. How many are left?

○ ○ ○ ○ ⊗ ⊗

5. Write a problem like question 1 with new numbers or objects. Solve it and show your work.

You can point, speak, draw, or write. Adults can note any help they give.



WORKSHEET OUTPOST | Kindergarten Math — Supported

Removing objects from a set

OW-K-163 E2 | Five questions

Success criteria

I can show what happens when I put groups together or take some away.

Name: _____ Date: _____

Work with a partner. Build a model, then say or write your answer.

1. Some dots are crossed out. How many are left?

○ ○ ⊗

2. Some dots are crossed out. How many are left?

○ ○ ⊗ ⊗

3. Some dots are crossed out. How many are left?

○ ○ ⊗ ⊗ ⊗

4. Some dots are crossed out. How many are left?

○ ○ ○ ○ ⊗ ⊗

5. Write a problem like question 1 with new numbers or objects. Solve it and show your work.

You can point, speak, draw, or write. Adults can note any help they give.



WORKSHEET OUTPOST | Kindergarten Math — Supported

Removing objects from a set

OW-K-163 E3 | Five questions

Success criteria

I can show what happens when I put groups together or take some away.

Name: _____ Date: _____

Work with a helper. Use objects, a number line, or a drawing to solve each problem.

1. Some dots are crossed out. How many are left?

○ ○ ⊗

2. Some dots are crossed out. How many are left?

○ ○ ⊗ ⊗

3. Some dots are crossed out. How many are left?

○ ○ ⊗ ⊗ ⊗

4. Some dots are crossed out. How many are left?

○ ○ ○ ○ ⊗ ⊗

5. Write a problem like question 1 with new numbers or objects. Solve it and show your work.

You can point, speak, draw, or write. Adults can note any help they give.



WORKSHEET OUTPOST | Kindergarten Math — Supported

Removing objects from a set

OW-K-163 E4 | Five questions

Success criteria

I can show what happens when I put groups together or take some away.

Name: _____ Date: _____

Ask an adult to show you how to start. Then finish the problem together.

1. Some dots are crossed out. How many are left?

○ ○ ⊗

2. Some dots are crossed out. How many are left?

○ ○ ⊗ ⊗

3. Some dots are crossed out. How many are left?

○ ○ ⊗ ⊗ ⊗

4. Some dots are crossed out. How many are left?

○ ○ ○ ○ ⊗ ⊗

5. Write a problem like question 1 with new numbers or objects. Solve it and show your work.

You can point, speak, draw, or write. Adults can note any help they give.



WORKSHEET OUTPOST | Kindergarten Math — Supported

Removing objects from a set

OW-K-163 E5 | Five questions

Success criteria

I can show what happens when I put groups together or take some away.

Name: _____ Date: _____

Try each problem. Tell an adult how you solved it. The adult can write down your answers.

1. Some dots are crossed out. How many are left?

○ ○ ⊗

2. Some dots are crossed out. How many are left?

○ ○ ⊗ ⊗

3. Some dots are crossed out. How many are left?

○ ○ ⊗ ⊗ ⊗

4. Some dots are crossed out. How many are left?

○ ○ ○ ○ ⊗ ⊗

5. Write a problem like question 1 with new numbers or objects. Solve it and show your work.

You can point, speak, draw, or write. Adults can note any help they give.



WORKSHEET OUTPOST | Kindergarten Math — Supported

Separate a collection into parts

Success criteria
I can use objects or a drawing to solve the number story.

OW-K-164 E1 | Five questions

Name: _____ Date: _____

Listen as an adult reads each question. Use counters or draw a picture to solve it.

1. There are 3 buttons. 1 is red. The rest are blue. How many are blue? Draw to solve.

2. There are 4 buttons. 2 are red. The rest are blue. How many are blue? Draw to solve.

3. There are 5 buttons. 3 are red. The rest are blue. How many are blue? Draw to solve.

4. There are 6 buttons. 2 are red. The rest are blue. How many are blue? Draw to solve.

5. Write a problem like question 1 with new numbers or objects. Solve it and show your work.

You can point, speak, draw, or write. Adults can note any help they give.



WORKSHEET OUTPOST | Kindergarten Math — Supported

Separate a collection into parts

Success criteria
I can use objects or a drawing to solve the number story.

OW-K-164 E2 | Five questions

Name: _____ Date: _____

Work with a partner. Build a model, then say or write your answer.

1. There are 3 buttons. 1 is red. The rest are blue. How many are blue? Draw to solve.

2. There are 4 buttons. 2 are red. The rest are blue. How many are blue? Draw to solve.

3. There are 5 buttons. 3 are red. The rest are blue. How many are blue? Draw to solve.

4. There are 6 buttons. 2 are red. The rest are blue. How many are blue? Draw to solve.

5. Write a problem like question 1 with new numbers or objects. Solve it and show your work.

You can point, speak, draw, or write. Adults can note any help they give.



WORKSHEET OUTPOST | Kindergarten Math — Supported

Separate a collection into parts

Success criteria
I can use objects or a drawing to solve the number story.

OW-K-164 E3 | Five questions

Name: _____ Date: _____

Work with a helper. Use objects, a number line, or a drawing to solve each problem.

1. There are 3 buttons. 1 is red. The rest are blue. How many are blue? Draw to solve.

2. There are 4 buttons. 2 are red. The rest are blue. How many are blue? Draw to solve.

3. There are 5 buttons. 3 are red. The rest are blue. How many are blue? Draw to solve.

4. There are 6 buttons. 2 are red. The rest are blue. How many are blue? Draw to solve.

5. Write a problem like question 1 with new numbers or objects. Solve it and show your work.

You can point, speak, draw, or write. Adults can note any help they give.



WORKSHEET OUTPOST | Kindergarten Math — Supported

Separate a collection into parts

Success criteria
I can use objects or a drawing to solve the number story.

OW-K-164 E4 | Five questions

Name: _____ Date: _____

Ask an adult to show you how to start. Then finish the problem together.

1. There are 3 buttons. 1 is red. The rest are blue. How many are blue? Draw to solve.

2. There are 4 buttons. 2 are red. The rest are blue. How many are blue? Draw to solve.

3. There are 5 buttons. 3 are red. The rest are blue. How many are blue? Draw to solve.

4. There are 6 buttons. 2 are red. The rest are blue. How many are blue? Draw to solve.

5. Write a problem like question 1 with new numbers or objects. Solve it and show your work.

You can point, speak, draw, or write. Adults can note any help they give.



WORKSHEET OUTPOST | Kindergarten Math — Supported

Separate a collection into parts

Success criteria
I can use objects or a drawing to solve the number story.

OW-K-164 E5 | Five questions

Name: _____ Date: _____

Try each problem. Tell an adult how you solved it. The adult can write down your answers.

1. There are 3 buttons. 1 is red. The rest are blue. How many are blue? Draw to solve.

2. There are 4 buttons. 2 are red. The rest are blue. How many are blue? Draw to solve.

3. There are 5 buttons. 3 are red. The rest are blue. How many are blue? Draw to solve.

4. There are 6 buttons. 2 are red. The rest are blue. How many are blue? Draw to solve.

5. Write a problem like question 1 with new numbers or objects. Solve it and show your work.

You can point, speak, draw, or write. Adults can note any help they give.



WORKSHEET OUTPOST | Kindergarten Math — Supported

Show objects leaving

OW-K-165 E1 | Five questions

Success criteria

I can show what happens when I put groups together or take some away.

Name: _____ Date: _____

Listen as an adult reads each question. Use counters or draw a picture to solve it.

1. Draw 3 circles. Cross out 1. How many are left?

2. Draw 4 circles. Cross out 2. How many are left?

3. Draw 5 circles. Cross out 3. How many are left?

4. Draw 6 circles. Cross out 2. How many are left?

5. Write a problem like question 1 with new numbers or objects. Solve it and show your work.

You can point, speak, draw, or write. Adults can note any help they give.



WORKSHEET OUTPOST | Kindergarten Math — Supported

Show objects leaving

OW-K-165 E2 | Five questions

Success criteria

I can show what happens when I put groups together or take some away.

Name: _____ Date: _____

Work with a partner. Build a model, then say or write your answer.

1. Draw 3 circles. Cross out 1. How many are left?

2. Draw 4 circles. Cross out 2. How many are left?

3. Draw 5 circles. Cross out 3. How many are left?

4. Draw 6 circles. Cross out 2. How many are left?

5. Write a problem like question 1 with new numbers or objects. Solve it and show your work.

You can point, speak, draw, or write. Adults can note any help they give.



WORKSHEET OUTPOST | Kindergarten Math — Supported

Show objects leaving

OW-K-165 E3 | Five questions

Success criteria

I can show what happens when I put groups together or take some away.

Name: _____ Date: _____

Work with a helper. Use objects, a number line, or a drawing to solve each problem.

1. Draw 3 circles. Cross out 1. How many are left?

2. Draw 4 circles. Cross out 2. How many are left?

3. Draw 5 circles. Cross out 3. How many are left?

4. Draw 6 circles. Cross out 2. How many are left?

5. Write a problem like question 1 with new numbers or objects. Solve it and show your work.

You can point, speak, draw, or write. Adults can note any help they give.



WORKSHEET OUTPOST | Kindergarten Math — Supported

Show objects leaving

OW-K-165 E4 | Five questions

Success criteria

I can show what happens when I put groups together or take some away.

Name: _____ Date: _____

Ask an adult to show you how to start. Then finish the problem together.

1. Draw 3 circles. Cross out 1. How many are left?

2. Draw 4 circles. Cross out 2. How many are left?

3. Draw 5 circles. Cross out 3. How many are left?

4. Draw 6 circles. Cross out 2. How many are left?

5. Write a problem like question 1 with new numbers or objects. Solve it and show your work.

You can point, speak, draw, or write. Adults can note any help they give.



WORKSHEET OUTPOST | Kindergarten Math — Supported

Show objects leaving

OW-K-165 E5 | Five questions

Success criteria

I can show what happens when I put groups together or take some away.

Name: _____ Date: _____

Try each problem. Tell an adult how you solved it. The adult can write down your answers.

1. Draw 3 circles. Cross out 1. How many are left?

2. Draw 4 circles. Cross out 2. How many are left?

3. Draw 5 circles. Cross out 3. How many are left?

4. Draw 6 circles. Cross out 2. How many are left?

5. Write a problem like question 1 with new numbers or objects. Solve it and show your work.

You can point, speak, draw, or write. Adults can note any help they give.



WORKSHEET OUTPOST | Kindergarten Math — Supported

Taking a group apart

OW-K-166 E1 | Five questions

Success criteria

I can use objects or a drawing to solve the number story.

Name: _____ Date: _____

Listen as an adult reads each question. Use counters or draw a picture to solve it.

1. 3 ducks swim in a pond. One duck swims away. How many are left? Show your work.

2. 4 buttons are in a box. 2 are red. The rest are blue. How many are blue?

3. 5 ducks swim in a pond. 3 swim away. How many are left? Show your work.

4. 6 beads are in a bag. 2 are round. The rest are stars. How many are stars?

5. Write a problem like question 1 with new numbers or objects. Solve it and show your work.

You can point, speak, draw, or write. Adults can note any help they give.



WORKSHEET OUTPOST | Kindergarten Math — Supported

Taking a group apart

OW-K-166 E2 | Five questions

Success criteria

I can use objects or a drawing to solve the number story.

Name: _____ Date: _____

Work with a partner. Build a model, then say or write your answer.

1. 3 ducks swim in a pond. One duck swims away. How many are left? Show your work.

2. 4 buttons are in a box. 2 are red. The rest are blue. How many are blue?

3. 5 ducks swim in a pond. 3 swim away. How many are left? Show your work.

4. 6 beads are in a bag. 2 are round. The rest are stars. How many are stars?

5. Write a problem like question 1 with new numbers or objects. Solve it and show your work.

You can point, speak, draw, or write. Adults can note any help they give.



WORKSHEET OUTPOST | Kindergarten Math — Supported

Taking a group apart

OW-K-166 E3 | Five questions

Success criteria

I can use objects or a drawing to solve the number story.

Name: _____ Date: _____

Work with a helper. Use objects, a number line, or a drawing to solve each problem.

1. 3 ducks swim in a pond. One duck swims away. How many are left? Show your work.

2. 4 buttons are in a box. 2 are red. The rest are blue. How many are blue?

3. 5 ducks swim in a pond. 3 swim away. How many are left? Show your work.

4. 6 beads are in a bag. 2 are round. The rest are stars. How many are stars?

5. Write a problem like question 1 with new numbers or objects. Solve it and show your work.

You can point, speak, draw, or write. Adults can note any help they give.



WORKSHEET OUTPOST | Kindergarten Math — Supported

Taking a group apart

OW-K-166 E4 | Five questions

Success criteria

I can use objects or a drawing to solve the number story.

Name: _____ Date: _____

Ask an adult to show you how to start. Then finish the problem together.

1. 3 ducks swim in a pond. One duck swims away. How many are left? Show your work.

2. 4 buttons are in a box. 2 are red. The rest are blue. How many are blue?

3. 5 ducks swim in a pond. 3 swim away. How many are left? Show your work.

4. 6 beads are in a bag. 2 are round. The rest are stars. How many are stars?

5. Write a problem like question 1 with new numbers or objects. Solve it and show your work.

You can point, speak, draw, or write. Adults can note any help they give.



WORKSHEET OUTPOST | Kindergarten Math — Supported

Taking a group apart

OW-K-166 E5 | Five questions

Success criteria

I can use objects or a drawing to solve the number story.

Name: _____ Date: _____

Try each problem. Tell an adult how you solved it. The adult can write down your answers.

1. 3 ducks swim in a pond. One duck swims away. How many are left? Show your work.

2. 4 buttons are in a box. 2 are red. The rest are blue. How many are blue?

3. 5 ducks swim in a pond. 3 swim away. How many are left? Show your work.

4. 6 beads are in a bag. 2 are round. The rest are stars. How many are stars?

5. Write a problem like question 1 with new numbers or objects. Solve it and show your work.

You can point, speak, draw, or write. Adults can note any help they give.