

WORKSHEET OUTPOST | Kindergarten Math — Supported

Small sets in different layouts

OW-K-077 E1 | Five questions

Success criteria

I can count each object once and tell how many there are.

Name: _____ Date: _____

Listen as an adult reads each question. Use counters or draw a picture to solve it.

1. Count the dots. Write the number.

○

2. Count the dots. Write the number.

○ ○

3. Count the dots. Write the number.

○ ○ ○

4. Count the dots. Write the number.

○ ○

5. Write a problem like question 1 with new numbers or objects. Solve it and show your work.

You can point, speak, draw, or write. Adults can note any help they give.



WORKSHEET OUTPOST | Kindergarten Math — Supported

Small sets in different layouts

OW-K-077 E2 | Five questions

Success criteria
I can count each object once and tell how many there are.

Name: _____ Date: _____

Work with a partner. Build a model, then say or write your answer.

1. Count the dots. Write the number.

○

2. Count the dots. Write the number.

○ ○

3. Count the dots. Write the number.

○ ○ ○

4. Count the dots. Write the number.

○ ○

5. Write a problem like question 1 with new numbers or objects. Solve it and show your work.

You can point, speak, draw, or write. Adults can note any help they give.



WORKSHEET OUTPOST | Kindergarten Math — Supported

Small sets in different layouts

OW-K-077 E3 | Five questions

Success criteria
I can count each object once and tell how many there are.

Name: _____ Date: _____

Work with a helper. Use objects, a number line, or a drawing to solve each problem.

1. Count the dots. Write the number.

○

2. Count the dots. Write the number.

○ ○

3. Count the dots. Write the number.

○ ○ ○

4. Count the dots. Write the number.

○ ○

5. Write a problem like question 1 with new numbers or objects. Solve it and show your work.

You can point, speak, draw, or write. Adults can note any help they give.



WORKSHEET OUTPOST | Kindergarten Math — Supported

Small sets in different layouts

OW-K-077 E4 | Five questions

Success criteria
I can count each object once and tell how many there are.

Name: _____ Date: _____

Ask an adult to show you how to start. Then finish the problem together.

1. Count the dots. Write the number.

○

2. Count the dots. Write the number.

○ ○

3. Count the dots. Write the number.

○ ○ ○

4. Count the dots. Write the number.

○ ○

5. Write a problem like question 1 with new numbers or objects. Solve it and show your work.

You can point, speak, draw, or write. Adults can note any help they give.



WORKSHEET OUTPOST | Kindergarten Math — Supported

Small sets in different layouts

OW-K-077 E5 | Five questions

Success criteria
I can count each object once and tell how many there are.

Name: _____ Date: _____

Try each problem. Tell an adult how you solved it. The adult can write down your answers.

1. Count the dots. Write the number.

○

2. Count the dots. Write the number.

○ ○

3. Count the dots. Write the number.

○ ○ ○

4. Count the dots. Write the number.

○ ○

5. Write a problem like question 1 with new numbers or objects. Solve it and show your work.

You can point, speak, draw, or write. Adults can note any help they give.