

WORKSHEET OUTPOST | Kindergarten Math — Supported

Writing zero

OW-K-083 E1 | Five questions

Success criteria

I can write the number and show a group that matches it.

Name: _____ Date: _____

Listen as an adult reads each question. Use counters or draw a picture to solve it.

1. Write 0. Draw an empty plate.

2. Write the number for no apples.

3. Draw a box with zero dots inside.

4. Read: 0, 1, 2. Circle the number that means none.

5. Write a problem like question 1 with new numbers or objects. Solve it and show your work.

You can point, speak, draw, or write. Adults can note any help they give.



WORKSHEET OUTPOST | Kindergarten Math — Supported

Writing zero

OW-K-083 E2 | Five questions

Success criteria

I can write the number and show a group that matches it.

Name: _____ Date: _____

Work with a partner. Build a model, then say or write your answer.

1. Write 0. Draw an empty plate.

2. Write the number for no apples.

3. Draw a box with zero dots inside.

4. Read: 0, 1, 2. Circle the number that means none.

5. Write a problem like question 1 with new numbers or objects. Solve it and show your work.

You can point, speak, draw, or write. Adults can note any help they give.



WORKSHEET OUTPOST | Kindergarten Math — Supported

Writing zero

OW-K-083 E3 | Five questions

Success criteria

I can write the number and show a group that matches it.

Name: _____ Date: _____

Work with a helper. Use objects, a number line, or a drawing to solve each problem.

1. Write 0. Draw an empty plate.

2. Write the number for no apples.

3. Draw a box with zero dots inside.

4. Read: 0, 1, 2. Circle the number that means none.

5. Write a problem like question 1 with new numbers or objects. Solve it and show your work.

You can point, speak, draw, or write. Adults can note any help they give.



WORKSHEET OUTPOST | Kindergarten Math — Supported

Writing zero

OW-K-083 E4 | Five questions

Success criteria

I can write the number and show a group that matches it.

Name: _____ Date: _____

Ask an adult to show you how to start. Then finish the problem together.

1. Write 0. Draw an empty plate.

2. Write the number for no apples.

3. Draw a box with zero dots inside.

4. Read: 0, 1, 2. Circle the number that means none.

5. Write a problem like question 1 with new numbers or objects. Solve it and show your work.

You can point, speak, draw, or write. Adults can note any help they give.



WORKSHEET OUTPOST | Kindergarten Math — Supported

Writing zero

OW-K-083 E5 | Five questions

Success criteria

I can write the number and show a group that matches it.

Name: _____ Date: _____

Try each problem. Tell an adult how you solved it. The adult can write down your answers.

1. Write 0. Draw an empty plate.

2. Write the number for no apples.

3. Draw a box with zero dots inside.

4. Read: 0, 1, 2. Circle the number that means none.

5. Write a problem like question 1 with new numbers or objects. Solve it and show your work.

You can point, speak, draw, or write. Adults can note any help they give.