

WORKSHEET OUTPOST | Kindergarten Math — Supported

Counting sets through ten

Success criteria
I can touch each dot once and tell how many there are.

OW-K-020 E1 | Five questions

Name: _____ Date: _____

Listen as an adult reads each question. Use counters or draw a picture to solve it.

1. Count the dots. Write the number.



2. Count the dots. Write the number.



3. Count the dots. Write the number.



4. Count the dots. Write the number.



5. Write a problem like question 1 with new numbers or objects. Solve it and show your work.

You can point, speak, draw, or write. Adults can note any help they give.



WORKSHEET OUTPOST | Kindergarten Math — Supported

Counting sets through ten

Success criteria
I can touch each dot once and tell how many there are.

OW-K-020 E2 | Five questions

Name: _____ Date: _____

Work with a partner. Build a model, then say or write your answer.

1. Count the dots. Write the number.



2. Count the dots. Write the number.



3. Count the dots. Write the number.



4. Count the dots. Write the number.



5. Write a problem like question 1 with new numbers or objects. Solve it and show your work.

You can point, speak, draw, or write. Adults can note any help they give.



WORKSHEET OUTPOST | Kindergarten Math — Supported

Counting sets through ten

Success criteria
I can touch each dot once and tell how many there are.

OW-K-020 E3 | Five questions

Name: _____ Date: _____

Work with a helper. Use objects, a number line, or a drawing to solve each problem.

1. Count the dots. Write the number.



2. Count the dots. Write the number.



3. Count the dots. Write the number.



4. Count the dots. Write the number.



5. Write a problem like question 1 with new numbers or objects. Solve it and show your work.

You can point, speak, draw, or write. Adults can note any help they give.



WORKSHEET OUTPOST | Kindergarten Math — Supported

Counting sets through ten

Success criteria
I can touch each dot once and tell how many there are.

OW-K-020 E4 | Five questions

Name: _____ Date: _____

Ask an adult to show you how to start. Then finish the problem together.

1. Count the dots. Write the number.



2. Count the dots. Write the number.



3. Count the dots. Write the number.



4. Count the dots. Write the number.



5. Write a problem like question 1 with new numbers or objects. Solve it and show your work.

You can point, speak, draw, or write. Adults can note any help they give.



WORKSHEET OUTPOST | Kindergarten Math — Supported

Counting sets through ten

Success criteria
I can touch each dot once and tell how many there are.

OW-K-020 E5 | Five questions

Name: _____ Date: _____

Try each problem. Tell an adult how you solved it. The adult can write down your answers.

1. Count the dots. Write the number.



2. Count the dots. Write the number.



3. Count the dots. Write the number.



4. Count the dots. Write the number.



5. Write a problem like question 1 with new numbers or objects. Solve it and show your work.

You can point, speak, draw, or write. Adults can note any help they give.