

WORKSHEET OUTPOST | Kindergarten Math — Supported

Pictures and plus signs

OW-K-010 E1 | Five questions

Success criteria

I can show what happens when I put groups together or take some away.

Name: _____ Date: _____

Listen as an adult reads each question. Use counters or draw a picture to solve it.

1. Write an addition equation for the picture.

○ + ○

2. Write an addition equation for the picture.

○ ○ + ○ ○

3. Write an addition equation for the picture.

○ ○ ○ + ○

4. Write an addition equation for the picture.

○ ○ ○ ○ + ○ ○

5. Write a problem like question 1 with new numbers or objects. Solve it and show your work.

You can point, speak, draw, or write. Adults can note any help they give.



WORKSHEET OUTPOST | Kindergarten Math — Supported

Pictures and plus signs

OW-K-010 E2 | Five questions

Success criteria

I can show what happens when I put groups together or take some away.

Name: _____ Date: _____

Work with a partner. Build a model, then say or write your answer.

1. Write an addition equation for the picture.

○ + ○

2. Write an addition equation for the picture.

○ ○ + ○ ○

3. Write an addition equation for the picture.

○ ○ ○ + ○

4. Write an addition equation for the picture.

○ ○ ○ ○ + ○ ○

5. Write a problem like question 1 with new numbers or objects. Solve it and show your work.

You can point, speak, draw, or write. Adults can note any help they give.



WORKSHEET OUTPOST | Kindergarten Math — Supported

Pictures and plus signs

OW-K-010 E3 | Five questions

Success criteria

I can show what happens when I put groups together or take some away.

Name: _____ Date: _____

Work with a helper. Use objects, a number line, or a drawing to solve each problem.

1. Write an addition equation for the picture.

○ + ○

2. Write an addition equation for the picture.

○ ○ + ○ ○

3. Write an addition equation for the picture.

○ ○ ○ + ○

4. Write an addition equation for the picture.

○ ○ ○ ○ + ○ ○

5. Write a problem like question 1 with new numbers or objects. Solve it and show your work.

You can point, speak, draw, or write. Adults can note any help they give.



WORKSHEET OUTPOST | Kindergarten Math — Supported

Pictures and plus signs

OW-K-010 E4 | Five questions

Success criteria

I can show what happens when I put groups together or take some away.

Name: _____ Date: _____

Ask an adult to show you how to start. Then finish the problem together.

1. Write an addition equation for the picture.

○ + ○

2. Write an addition equation for the picture.

○ ○ + ○ ○

3. Write an addition equation for the picture.

○ ○ ○ + ○

4. Write an addition equation for the picture.

○ ○ ○ ○ + ○ ○

5. Write a problem like question 1 with new numbers or objects. Solve it and show your work.

You can point, speak, draw, or write. Adults can note any help they give.



WORKSHEET OUTPOST | Kindergarten Math — Supported

Pictures and plus signs

OW-K-010 E5 | Five questions

Success criteria

I can show what happens when I put groups together or take some away.

Name: _____ Date: _____

Try each problem. Tell an adult how you solved it. The adult can write down your answers.

1. Write an addition equation for the picture.

○ + ○

2. Write an addition equation for the picture.

○ ○ + ○ ○

3. Write an addition equation for the picture.

○ ○ ○ + ○

4. Write an addition equation for the picture.

○ ○ ○ ○ + ○ ○

5. Write a problem like question 1 with new numbers or objects. Solve it and show your work.

You can point, speak, draw, or write. Adults can note any help they give.