

WORKSHEET OUTPOST | Kindergarten Math — Supported

Draw a joining story

OW-K-002 E1 | Five questions

Success criteria

I can join two groups and find how many there are in all.

Name: _____ Date: _____

Listen as an adult reads each question. Use counters or draw a picture to solve it.

1. Use cubes to show 1 car and 2 more cars. Draw your model and write an equation.

2. Use cubes to show 3 cars and 1 more car. Draw your model and write an equation.

3. Use cubes to show 2 cars and 4 more cars. Draw your model and write an equation.

4. Use cubes to show 4 cars and 3 more cars. Draw your model and write an equation.

5. Write a problem like question 1 with new numbers or objects. Solve it and show your work.

You can point, speak, draw, or write. Adults can note any help they give.



WORKSHEET OUTPOST | Kindergarten Math — Supported

Draw a joining story

OW-K-002 E2 | Five questions

Success criteria

I can join two groups and find how many there are in all.

Name: _____ Date: _____

Work with a partner. Build a model, then say or write your answer.

1. Use cubes to show 1 car and 2 more cars. Draw your model and write an equation.

2. Use cubes to show 3 cars and 1 more car. Draw your model and write an equation.

3. Use cubes to show 2 cars and 4 more cars. Draw your model and write an equation.

4. Use cubes to show 4 cars and 3 more cars. Draw your model and write an equation.

5. Write a problem like question 1 with new numbers or objects. Solve it and show your work.

You can point, speak, draw, or write. Adults can note any help they give.



WORKSHEET OUTPOST | Kindergarten Math — Supported

Draw a joining story

OW-K-002 E3 | Five questions

Success criteria

I can join two groups and find how many there are in all.

Name: _____ Date: _____

Work with a helper. Use objects, a number line, or a drawing to solve each problem.

1. Use cubes to show 1 car and 2 more cars. Draw your model and write an equation.

2. Use cubes to show 3 cars and 1 more car. Draw your model and write an equation.

3. Use cubes to show 2 cars and 4 more cars. Draw your model and write an equation.

4. Use cubes to show 4 cars and 3 more cars. Draw your model and write an equation.

5. Write a problem like question 1 with new numbers or objects. Solve it and show your work.

You can point, speak, draw, or write. Adults can note any help they give.



WORKSHEET OUTPOST | Kindergarten Math — Supported

Draw a joining story

OW-K-002 E4 | Five questions

Success criteria

I can join two groups and find how many there are in all.

Name: _____ Date: _____

Ask an adult to show you how to start. Then finish the problem together.

1. Use cubes to show 1 car and 2 more cars. Draw your model and write an equation.

2. Use cubes to show 3 cars and 1 more car. Draw your model and write an equation.

3. Use cubes to show 2 cars and 4 more cars. Draw your model and write an equation.

4. Use cubes to show 4 cars and 3 more cars. Draw your model and write an equation.

5. Write a problem like question 1 with new numbers or objects. Solve it and show your work.

You can point, speak, draw, or write. Adults can note any help they give.



WORKSHEET OUTPOST | Kindergarten Math — Supported

Draw a joining story

OW-K-002 E5 | Five questions

Success criteria

I can join two groups and find how many there are in all.

Name: _____ Date: _____

Try each problem. Tell an adult how you solved it. The adult can write down your answers.

1. Use cubes to show 1 car and 2 more cars. Draw your model and write an equation.

2. Use cubes to show 3 cars and 1 more car. Draw your model and write an equation.

3. Use cubes to show 2 cars and 4 more cars. Draw your model and write an equation.

4. Use cubes to show 4 cars and 3 more cars. Draw your model and write an equation.

5. Write a problem like question 1 with new numbers or objects. Solve it and show your work.

You can point, speak, draw, or write. Adults can note any help they give.