

WORKSHEET OUTPOST | Kindergarten Math — Supported

Pictures and minus signs

OW-K-162 E1 | Five questions

Success criteria

I can show what happens when I put groups together or take some away.

Name: _____ Date: _____

Listen as an adult reads each question. Use counters or draw a picture to solve it.

1. Write a subtraction equation for the picture.

○ ○ ⊗

2. Write a subtraction equation for the picture.

○ ○ ⊗ ⊗

3. Write a subtraction equation for the picture.

○ ○ ⊗ ⊗ ⊗

4. Write a subtraction equation for the picture.

○ ○ ○ ○ ⊗ ⊗

5. Write a problem like question 1 with new numbers or objects. Solve it and show your work.

You can point, speak, draw, or write. Adults can note any help they give.



WORKSHEET OUTPOST | Kindergarten Math — Supported

Pictures and minus signs

OW-K-162 E2 | Five questions

Success criteria

I can show what happens when I put groups together or take some away.

Name: _____ Date: _____

Work with a partner. Build a model, then say or write your answer.

1. Write a subtraction equation for the picture.

○ ○ ⊗

2. Write a subtraction equation for the picture.

○ ○ ⊗ ⊗

3. Write a subtraction equation for the picture.

○ ○ ⊗ ⊗ ⊗

4. Write a subtraction equation for the picture.

○ ○ ○ ○ ⊗ ⊗

5. Write a problem like question 1 with new numbers or objects. Solve it and show your work.

You can point, speak, draw, or write. Adults can note any help they give.



WORKSHEET OUTPOST | Kindergarten Math — Supported

Pictures and minus signs

OW-K-162 E3 | Five questions

Success criteria

I can show what happens when I put groups together or take some away.

Name: _____ Date: _____

Work with a helper. Use objects, a number line, or a drawing to solve each problem.

1. Write a subtraction equation for the picture.

○ ○ ⊗

2. Write a subtraction equation for the picture.

○ ○ ⊗ ⊗

3. Write a subtraction equation for the picture.

○ ○ ⊗ ⊗ ⊗

4. Write a subtraction equation for the picture.

○ ○ ○ ○ ⊗ ⊗

5. Write a problem like question 1 with new numbers or objects. Solve it and show your work.

You can point, speak, draw, or write. Adults can note any help they give.



WORKSHEET OUTPOST | Kindergarten Math — Supported

Pictures and minus signs

OW-K-162 E4 | Five questions

Success criteria

I can show what happens when I put groups together or take some away.

Name: _____ Date: _____

Ask an adult to show you how to start. Then finish the problem together.

1. Write a subtraction equation for the picture.

○ ○ ⊗

2. Write a subtraction equation for the picture.

○ ○ ⊗ ⊗

3. Write a subtraction equation for the picture.

○ ○ ⊗ ⊗ ⊗

4. Write a subtraction equation for the picture.

○ ○ ○ ○ ⊗ ⊗

5. Write a problem like question 1 with new numbers or objects. Solve it and show your work.

You can point, speak, draw, or write. Adults can note any help they give.



WORKSHEET OUTPOST | Kindergarten Math — Supported

Pictures and minus signs

OW-K-162 E5 | Five questions

Success criteria

I can show what happens when I put groups together or take some away.

Name: _____ Date: _____

Try each problem. Tell an adult how you solved it. The adult can write down your answers.

1. Write a subtraction equation for the picture.

○ ○ ⊗

2. Write a subtraction equation for the picture.

○ ○ ⊗ ⊗

3. Write a subtraction equation for the picture.

○ ○ ⊗ ⊗ ⊗

4. Write a subtraction equation for the picture.

○ ○ ○ ○ ⊗ ⊗

5. Write a problem like question 1 with new numbers or objects. Solve it and show your work.

You can point, speak, draw, or write. Adults can note any help they give.