

WORKSHEET OUTPOST | Kindergarten Math — Supported

Break eight and nine into parts

Success criteria
I can show two parts that make the same whole.

OW-K-093 E1 | Five questions

Name: _____ Date: _____

Listen as an adult reads each question. Use counters or draw a picture to solve it.

1. The whole is 8. One part is 1. Find the other part. Show your answer with a drawing.

2. The whole is 9. One part is 2. Find the other part. Show your answer with a drawing.

3. The whole is 8. One part is 3. Find the other part. Show your answer with a drawing.

4. The whole is 9. One part is 4. Find the other part. Show your answer with a drawing.

5. Write a problem like question 1 with new numbers or objects. Solve it and show your work.

You can point, speak, draw, or write. Adults can note any help they give.



WORKSHEET OUTPOST | Kindergarten Math — Supported

Break eight and nine into parts

Success criteria
I can show two parts that make the same whole.

OW-K-093 E2 | Five questions

Name: _____ Date: _____

Work with a partner. Build a model, then say or write your answer.

1. The whole is 8. One part is 1. Find the other part. Show your answer with a drawing.

2. The whole is 9. One part is 2. Find the other part. Show your answer with a drawing.

3. The whole is 8. One part is 3. Find the other part. Show your answer with a drawing.

4. The whole is 9. One part is 4. Find the other part. Show your answer with a drawing.

5. Write a problem like question 1 with new numbers or objects. Solve it and show your work.

You can point, speak, draw, or write. Adults can note any help they give.



WORKSHEET OUTPOST | Kindergarten Math — Supported

Break eight and nine into parts

Success criteria
I can show two parts that make the same whole.

OW-K-093 E3 | Five questions

Name: _____ Date: _____

Work with a helper. Use objects, a number line, or a drawing to solve each problem.

1. The whole is 8. One part is 1. Find the other part. Show your answer with a drawing.

2. The whole is 9. One part is 2. Find the other part. Show your answer with a drawing.

3. The whole is 8. One part is 3. Find the other part. Show your answer with a drawing.

4. The whole is 9. One part is 4. Find the other part. Show your answer with a drawing.

5. Write a problem like question 1 with new numbers or objects. Solve it and show your work.

You can point, speak, draw, or write. Adults can note any help they give.



WORKSHEET OUTPOST | Kindergarten Math — Supported

Break eight and nine into parts

OW-K-093 E4 | Five questions

Success criteria
I can show two parts that make the same whole.

Name: _____ Date: _____

Ask an adult to show you how to start. Then finish the problem together.

1. The whole is 8. One part is 1. Find the other part. Show your answer with a drawing.

2. The whole is 9. One part is 2. Find the other part. Show your answer with a drawing.

3. The whole is 8. One part is 3. Find the other part. Show your answer with a drawing.

4. The whole is 9. One part is 4. Find the other part. Show your answer with a drawing.

5. Write a problem like question 1 with new numbers or objects. Solve it and show your work.

You can point, speak, draw, or write. Adults can note any help they give.



WORKSHEET OUTPOST | Kindergarten Math — Supported

Break eight and nine into parts

Success criteria
I can show two parts that make the same whole.

OW-K-093 E5 | Five questions

Name: _____ Date: _____

Try each problem. Tell an adult how you solved it. The adult can write down your answers.

1. The whole is 8. One part is 1. Find the other part. Show your answer with a drawing.

2. The whole is 9. One part is 2. Find the other part. Show your answer with a drawing.

3. The whole is 8. One part is 3. Find the other part. Show your answer with a drawing.

4. The whole is 9. One part is 4. Find the other part. Show your answer with a drawing.

5. Write a problem like question 1 with new numbers or objects. Solve it and show your work.

You can point, speak, draw, or write. Adults can note any help they give.