

WORKSHEET OUTPOST | Kindergarten Math — Supported

Split a set of ten

OW-K-106 E1 | Five questions

Success criteria

I can touch each dot once and tell how many there are.

Name: _____ Date: _____

Listen as an adult reads each question. Use counters or draw a picture to solve it.

1. Draw 10 dots. Split them into a group of 2 and another group. Write both parts.

2. Draw 10 dots. Split them into a group of 4 and another group. Write both parts.

3. Draw 10 dots. Split them into a group of 6 and another group. Write both parts.

4. Draw 10 dots. Split them into a group of 8 and another group. Write both parts.

5. Write a problem like question 1 with new numbers or objects. Solve it and show your work.

You can point, speak, draw, or write. Adults can note any help they give.



WORKSHEET OUTPOST | Kindergarten Math — Supported

Split a set of ten

OW-K-106 E2 | Five questions

Success criteria

I can touch each dot once and tell how many there are.

Name: _____ Date: _____

Work with a partner. Build a model, then say or write your answer.

1. Draw 10 dots. Split them into a group of 2 and another group. Write both parts.

2. Draw 10 dots. Split them into a group of 4 and another group. Write both parts.

3. Draw 10 dots. Split them into a group of 6 and another group. Write both parts.

4. Draw 10 dots. Split them into a group of 8 and another group. Write both parts.

5. Write a problem like question 1 with new numbers or objects. Solve it and show your work.

You can point, speak, draw, or write. Adults can note any help they give.



WORKSHEET OUTPOST | Kindergarten Math — Supported

Split a set of ten

OW-K-106 E3 | Five questions

Success criteria

I can touch each dot once and tell how many there are.

Name: _____ Date: _____

Work with a helper. Use objects, a number line, or a drawing to solve each problem.

1. Draw 10 dots. Split them into a group of 2 and another group. Write both parts.

2. Draw 10 dots. Split them into a group of 4 and another group. Write both parts.

3. Draw 10 dots. Split them into a group of 6 and another group. Write both parts.

4. Draw 10 dots. Split them into a group of 8 and another group. Write both parts.

5. Write a problem like question 1 with new numbers or objects. Solve it and show your work.

You can point, speak, draw, or write. Adults can note any help they give.



WORKSHEET OUTPOST | Kindergarten Math — Supported

Split a set of ten

OW-K-106 E4 | Five questions

Success criteria

I can touch each dot once and tell how many there are.

Name: _____ Date: _____

Ask an adult to show you how to start. Then finish the problem together.

1. Draw 10 dots. Split them into a group of 2 and another group. Write both parts.

2. Draw 10 dots. Split them into a group of 4 and another group. Write both parts.

3. Draw 10 dots. Split them into a group of 6 and another group. Write both parts.

4. Draw 10 dots. Split them into a group of 8 and another group. Write both parts.

5. Write a problem like question 1 with new numbers or objects. Solve it and show your work.

You can point, speak, draw, or write. Adults can note any help they give.



WORKSHEET OUTPOST | Kindergarten Math — Supported

Split a set of ten

OW-K-106 E5 | Five questions

Success criteria

I can touch each dot once and tell how many there are.

Name: _____ Date: _____

Try each problem. Tell an adult how you solved it. The adult can write down your answers.

1. Draw 10 dots. Split them into a group of 2 and another group. Write both parts.

2. Draw 10 dots. Split them into a group of 4 and another group. Write both parts.

3. Draw 10 dots. Split them into a group of 6 and another group. Write both parts.

4. Draw 10 dots. Split them into a group of 8 and another group. Write both parts.

5. Write a problem like question 1 with new numbers or objects. Solve it and show your work.

You can point, speak, draw, or write. Adults can note any help they give.