


**WORKSHEET OUTPOST | Kindergarten Math — Supported**

# Numeral practice: eleven and twelve

OW-K-068 E1 | Five questions

**Success criteria**
I can write the number and show a group that matches it.

Name: _____ Date: _____

Listen as an adult reads each question. Use counters or draw a picture to solve it.

1. Count the dots. Write the number. A full ten-frame holds 10 dots.

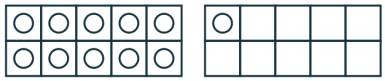

2. Count the dots. Write the number. A full ten-frame holds 10 dots.

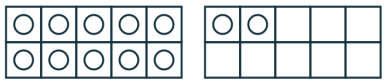

3. Count the dots. Write the number. A full ten-frame holds 10 dots.

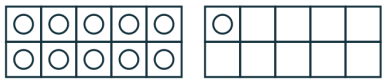

4. Count the dots. Write the number. A full ten-frame holds 10 dots.



5. Write a problem like question 1 with new numbers or objects. Solve it and show your work.

You can point, speak, draw, or write. Adults can note any help they give.




**WORKSHEET OUTPOST | Kindergarten Math — Supported**

# Numeral practice: eleven and twelve

OW-K-068 E2 | Five questions

**Success criteria**
I can write the number and show a group that matches it.

Name: _____ Date: _____

Work with a partner. Build a model, then say or write your answer.

1. Count the dots. Write the number. A full ten-frame holds 10 dots.

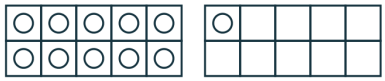

2. Count the dots. Write the number. A full ten-frame holds 10 dots.

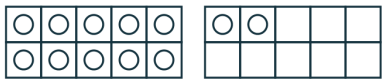

3. Count the dots. Write the number. A full ten-frame holds 10 dots.

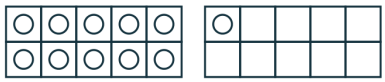

4. Count the dots. Write the number. A full ten-frame holds 10 dots.



5. Write a problem like question 1 with new numbers or objects. Solve it and show your work.

You can point, speak, draw, or write. Adults can note any help they give.




**WORKSHEET OUTPOST | Kindergarten Math — Supported**

# Numeral practice: eleven and twelve

OW-K-068 E3 | Five questions

**Success criteria**
I can write the number and show a group that matches it.

Name: _____ Date: _____

Work with a helper. Use objects, a number line, or a drawing to solve each problem.

1. Count the dots. Write the number. A full ten-frame holds 10 dots.

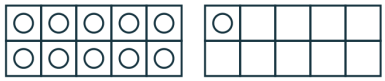

2. Count the dots. Write the number. A full ten-frame holds 10 dots.

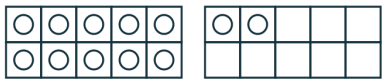

3. Count the dots. Write the number. A full ten-frame holds 10 dots.

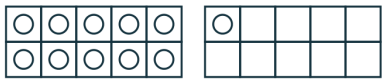

4. Count the dots. Write the number. A full ten-frame holds 10 dots.



5. Write a problem like question 1 with new numbers or objects. Solve it and show your work.

You can point, speak, draw, or write. Adults can note any help they give.




**WORKSHEET OUTPOST | Kindergarten Math — Supported**

# Numeral practice: eleven and twelve

OW-K-068 E4 | Five questions

**Success criteria**
I can write the number and show a group that matches it.

Name: _____ Date: _____

Ask an adult to show you how to start. Then finish the problem together.

1. Count the dots. Write the number. A full ten-frame holds 10 dots.

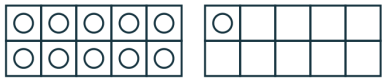

2. Count the dots. Write the number. A full ten-frame holds 10 dots.

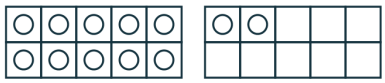

3. Count the dots. Write the number. A full ten-frame holds 10 dots.

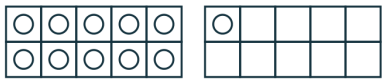

4. Count the dots. Write the number. A full ten-frame holds 10 dots.



5. Write a problem like question 1 with new numbers or objects. Solve it and show your work.

You can point, speak, draw, or write. Adults can note any help they give.




**WORKSHEET OUTPOST | Kindergarten Math — Supported**

# Numeral practice: eleven and twelve

OW-K-068 E5 | Five questions

**Success criteria**
I can write the number and show a group that matches it.

Name: _____ Date: _____

Try each problem. Tell an adult how you solved it. The adult can write down your answers.

1. Count the dots. Write the number. A full ten-frame holds 10 dots.

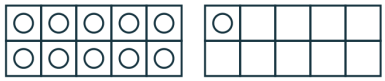

2. Count the dots. Write the number. A full ten-frame holds 10 dots.

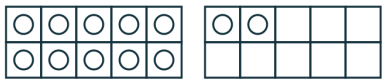

3. Count the dots. Write the number. A full ten-frame holds 10 dots.

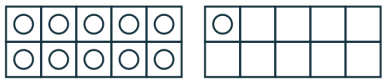

4. Count the dots. Write the number. A full ten-frame holds 10 dots.



5. Write a problem like question 1 with new numbers or objects. Solve it and show your work.

You can point, speak, draw, or write. Adults can note any help they give.