

WORKSHEET OUTPOST | Kindergarten Math — Supported

Build with solid objects

Success criteria
I can build or draw a shape and describe its parts.

OW-K-131 E1 | Five questions

Name: _____ Date: _____

Listen as an adult reads each question. Use counters or draw a picture to solve it.

1. Roll clay into a sphere. Draw it and tell whether it rolls.

2. With an adult, build a cube frame from sticks and clay. Draw it.

3. Make a cylinder from clay. Draw its flat ends.

4. Make a cone from clay. Draw and point to its tip and base.

5. Write a problem like question 1 with new numbers or objects. Solve it and show your work.

You can point, speak, draw, or write. Adults can note any help they give.



WORKSHEET OUTPOST | Kindergarten Math — Supported

Build with solid objects

Success criteria
I can build or draw a shape and describe its parts.

OW-K-131 E2 | Five questions

Name: _____ Date: _____

Work with a partner. Build a model, then say or write your answer.

1. Roll clay into a sphere. Draw it and tell whether it rolls.

2. With an adult, build a cube frame from sticks and clay. Draw it.

3. Make a cylinder from clay. Draw its flat ends.

4. Make a cone from clay. Draw and point to its tip and base.

5. Write a problem like question 1 with new numbers or objects. Solve it and show your work.

You can point, speak, draw, or write. Adults can note any help they give.



WORKSHEET OUTPOST | Kindergarten Math — Supported

Build with solid objects

Success criteria
I can build or draw a shape and describe its parts.

OW-K-131 E3 | Five questions

Name: _____ Date: _____

Work with a helper. Use objects, a number line, or a drawing to solve each problem.

1. Roll clay into a sphere. Draw it and tell whether it rolls.

2. With an adult, build a cube frame from sticks and clay. Draw it.

3. Make a cylinder from clay. Draw its flat ends.

4. Make a cone from clay. Draw and point to its tip and base.

5. Write a problem like question 1 with new numbers or objects. Solve it and show your work.

You can point, speak, draw, or write. Adults can note any help they give.



WORKSHEET OUTPOST | Kindergarten Math — Supported

Build with solid objects

Success criteria
I can build or draw a shape and describe its parts.

OW-K-131 E4 | Five questions

Name: _____ Date: _____

Ask an adult to show you how to start. Then finish the problem together.

1. Roll clay into a sphere. Draw it and tell whether it rolls.

2. With an adult, build a cube frame from sticks and clay. Draw it.

3. Make a cylinder from clay. Draw its flat ends.

4. Make a cone from clay. Draw and point to its tip and base.

5. Write a problem like question 1 with new numbers or objects. Solve it and show your work.

You can point, speak, draw, or write. Adults can note any help they give.



WORKSHEET OUTPOST | Kindergarten Math — Supported

Build with solid objects

Success criteria
I can build or draw a shape and describe its parts.

OW-K-131 E5 | Five questions

Name: _____ Date: _____

Try each problem. Tell an adult how you solved it. The adult can write down your answers.

1. Roll clay into a sphere. Draw it and tell whether it rolls.

2. With an adult, build a cube frame from sticks and clay. Draw it.

3. Make a cylinder from clay. Draw its flat ends.

4. Make a cone from clay. Draw and point to its tip and base.

5. Write a problem like question 1 with new numbers or objects. Solve it and show your work.

You can point, speak, draw, or write. Adults can note any help they give.