

WORKSHEET OUTPOST | Kindergarten Math — Supported

Heavier and lighter objects

Success criteria
I can compare two objects and tell how their measurements differ.

OW-K-116 E1 | Five questions

Name: _____ Date: _____

Listen as an adult reads each question. Use counters or draw a picture to solve it.

1. The heavier object makes its side of the balance tip down. Which object is heavier: A or B?

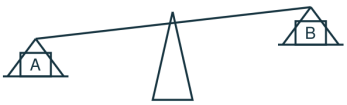

2. The heavier object makes its side of the balance tip down. Which object is heavier: A or B?



3. The heavier object makes its side of the balance tip down. Which object is heavier: A or B?

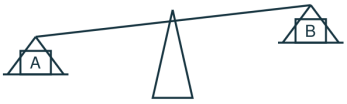

4. The heavier object makes its side of the balance tip down. Which object is heavier: A or B?

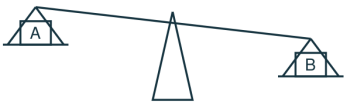

5. Write a problem like question 1 with new numbers or objects. Solve it and show your work.

You can point, speak, draw, or write. Adults can note any help they give.



WORKSHEET OUTPOST | Kindergarten Math — Supported

Heavier and lighter objects

Success criteria
I can compare two objects and tell how their measurements differ.

OW-K-116 E2 | Five questions

Name: _____ Date: _____

Work with a partner. Build a model, then say or write your answer.

1. The heavier object makes its side of the balance tip down. Which object is heavier: A or B?

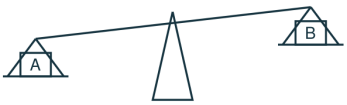

2. The heavier object makes its side of the balance tip down. Which object is heavier: A or B?



3. The heavier object makes its side of the balance tip down. Which object is heavier: A or B?

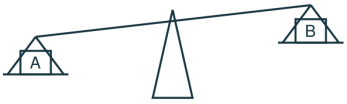

4. The heavier object makes its side of the balance tip down. Which object is heavier: A or B?

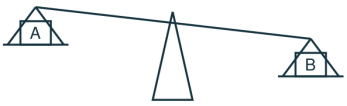

5. Write a problem like question 1 with new numbers or objects. Solve it and show your work.

You can point, speak, draw, or write. Adults can note any help they give.



WORKSHEET OUTPOST | Kindergarten Math — Supported

Heavier and lighter objects

Success criteria
I can compare two objects and tell how their measurements differ.

OW-K-116 E3 | Five questions

Name: _____ Date: _____

Work with a helper. Use objects, a number line, or a drawing to solve each problem.

1. The heavier object makes its side of the balance tip down. Which object is heavier: A or B?

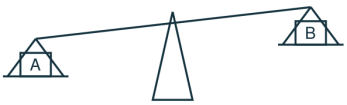

2. The heavier object makes its side of the balance tip down. Which object is heavier: A or B?



3. The heavier object makes its side of the balance tip down. Which object is heavier: A or B?

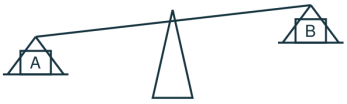

4. The heavier object makes its side of the balance tip down. Which object is heavier: A or B?

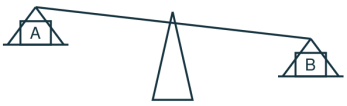

5. Write a problem like question 1 with new numbers or objects. Solve it and show your work.

You can point, speak, draw, or write. Adults can note any help they give.



WORKSHEET OUTPOST | Kindergarten Math — Supported

Heavier and lighter objects

Success criteria
I can compare two objects and tell how their measurements differ.

OW-K-116 E4 | Five questions

Name: _____ Date: _____

Ask an adult to show you how to start. Then finish the problem together.

1. The heavier object makes its side of the balance tip down. Which object is heavier: A or B?

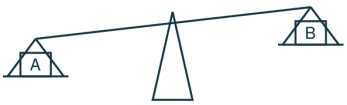

2. The heavier object makes its side of the balance tip down. Which object is heavier: A or B?



3. The heavier object makes its side of the balance tip down. Which object is heavier: A or B?

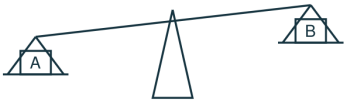

4. The heavier object makes its side of the balance tip down. Which object is heavier: A or B?

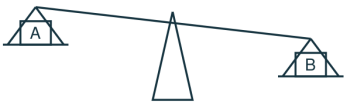

5. Write a problem like question 1 with new numbers or objects. Solve it and show your work.

You can point, speak, draw, or write. Adults can note any help they give.



WORKSHEET OUTPOST | Kindergarten Math — Supported

Heavier and lighter objects

Success criteria
I can compare two objects and tell how their measurements differ.

OW-K-116 E5 | Five questions

Name: _____ Date: _____

Try each problem. Tell an adult how you solved it. The adult can write down your answers.

1. The heavier object makes its side of the balance tip down. Which object is heavier: A or B?

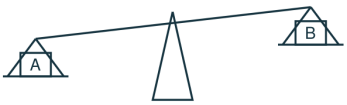

2. The heavier object makes its side of the balance tip down. Which object is heavier: A or B?



3. The heavier object makes its side of the balance tip down. Which object is heavier: A or B?

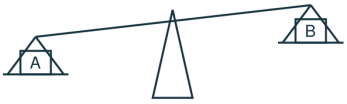

4. The heavier object makes its side of the balance tip down. Which object is heavier: A or B?

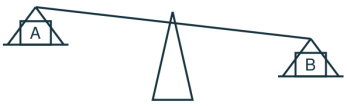

5. Write a problem like question 1 with new numbers or objects. Solve it and show your work.

You can point, speak, draw, or write. Adults can note any help they give.