

WORKSHEET OUTPOST | Kindergarten Math — Supported

Extra practice: make and write 4 and 5

OW-K-053 E1 | Five questions

Success criteria
I can write the number that shows how many objects I counted.

Name: _____ Date: _____

Listen as an adult reads each question. Use counters or draw a picture to solve it.

1. Write 4. Draw 4 circles.

2. Write 5. Draw 5 circles.

3. Write 4. Draw 4 circles.

4. Write 5. Draw 5 circles.

5. Write a problem like question 1 with new numbers or objects. Solve it and show your work.

You can point, speak, draw, or write. Adults can note any help they give.



WORKSHEET OUTPOST | Kindergarten Math — Supported

Extra practice: make and write 4 and 5

OW-K-053 E2 | Five questions

Name: _____ Date: _____

Success criteria
I can write the number that shows how many objects I counted.

Work with a partner. Build a model, then say or write your answer.

1. Write 4. Draw 4 circles.

2. Write 5. Draw 5 circles.

3. Write 4. Draw 4 circles.

4. Write 5. Draw 5 circles.

5. Write a problem like question 1 with new numbers or objects. Solve it and show your work.

You can point, speak, draw, or write. Adults can note any help they give.



WORKSHEET OUTPOST | Kindergarten Math — Supported

Extra practice: make and write 4 and 5

OW-K-053 E3 | Five questions

Success criteria
I can write the number that shows how many objects I counted.

Name: _____ Date: _____

Work with a helper. Use objects, a number line, or a drawing to solve each problem.

1. Write 4. Draw 4 circles.

2. Write 5. Draw 5 circles.

3. Write 4. Draw 4 circles.

4. Write 5. Draw 5 circles.

5. Write a problem like question 1 with new numbers or objects. Solve it and show your work.

You can point, speak, draw, or write. Adults can note any help they give.



WORKSHEET OUTPOST | Kindergarten Math — Supported

Extra practice: make and write 4 and 5

OW-K-053 E4 | Five questions

Success criteria
I can write the number that shows how many objects I counted.

Name: _____ Date: _____

Ask an adult to show you how to start. Then finish the problem together.

1. Write 4. Draw 4 circles.

2. Write 5. Draw 5 circles.

3. Write 4. Draw 4 circles.

4. Write 5. Draw 5 circles.

5. Write a problem like question 1 with new numbers or objects. Solve it and show your work.

You can point, speak, draw, or write. Adults can note any help they give.



WORKSHEET OUTPOST | Kindergarten Math — Supported

Extra practice: make and write 4 and 5

OW-K-053 E5 | Five questions

Success criteria
I can write the number that shows how many objects I counted.

Name: _____ Date: _____

Try each problem. Tell an adult how you solved it. The adult can write down your answers.

1. Write 4. Draw 4 circles.

2. Write 5. Draw 5 circles.

3. Write 4. Draw 4 circles.

4. Write 5. Draw 5 circles.

5. Write a problem like question 1 with new numbers or objects. Solve it and show your work.

You can point, speak, draw, or write. Adults can note any help they give.