

WORKSHEET OUTPOST | Kindergarten Math — Supported

Extra practice: find the smaller group

OW-K-051 E1 | Five questions

Success criteria
I can tell which group has more, which has fewer, or if they are equal.

Name: _____ Date: _____

Listen as an adult reads each question. Use counters or draw a picture to solve it.

1. Which group has fewer dots? Write A, B, or "equal" if the groups match.

A ○ ○

B ○ ○ ○

2. Which group has fewer dots? Write A, B, or "equal" if the groups match.

A ○ ○ ○ ○

B ○ ○

3. Which group has fewer dots? Write A, B, or "equal" if the groups match.

A ○

B ○

4. Which group has fewer dots? Write A, B, or "equal" if the groups match.

A ○ ○ ○

B ○ ○ ○ ○

5. Write a problem like question 1 with new numbers or objects. Solve it and show your work.

You can point, speak, draw, or write. Adults can note any help they give.



WORKSHEET OUTPOST | Kindergarten Math — Supported

Extra practice: find the smaller group

OW-K-051 E2 | Five questions

Success criteria
I can tell which group has more, which has fewer, or if they are equal.

Name: _____ Date: _____

Work with a partner. Build a model, then say or write your answer.

1. Which group has fewer dots? Write A, B, or "equal" if the groups match.

A ○ ○

B ○ ○ ○

2. Which group has fewer dots? Write A, B, or "equal" if the groups match.

A ○ ○ ○ ○

B ○ ○

3. Which group has fewer dots? Write A, B, or "equal" if the groups match.

A ○

B ○

4. Which group has fewer dots? Write A, B, or "equal" if the groups match.

A ○ ○ ○

B ○ ○ ○ ○

5. Write a problem like question 1 with new numbers or objects. Solve it and show your work.

You can point, speak, draw, or write. Adults can note any help they give.



WORKSHEET OUTPOST | Kindergarten Math — Supported

Extra practice: find the smaller group

OW-K-051 E3 | Five questions

Success criteria
I can tell which group has more, which has fewer, or if they are equal.

Name: _____ Date: _____

Work with a helper. Use objects, a number line, or a drawing to solve each problem.

1. Which group has fewer dots? Write A, B, or "equal" if the groups match.

A ○ ○

B ○ ○ ○

2. Which group has fewer dots? Write A, B, or "equal" if the groups match.

A ○ ○ ○ ○

B ○ ○

3. Which group has fewer dots? Write A, B, or "equal" if the groups match.

A ○

B ○

4. Which group has fewer dots? Write A, B, or "equal" if the groups match.

A ○ ○ ○

B ○ ○ ○ ○

5. Write a problem like question 1 with new numbers or objects. Solve it and show your work.

You can point, speak, draw, or write. Adults can note any help they give.



WORKSHEET OUTPOST | Kindergarten Math — Supported

Extra practice: find the smaller group

OW-K-051 E4 | Five questions

Success criteria

I can tell which group has more, which has fewer, or if they are equal.

Name: _____ Date: _____

Ask an adult to show you how to start. Then finish the problem together.

1. Which group has fewer dots? Write A, B, or "equal" if the groups match.

A ○ ○

B ○ ○ ○

2. Which group has fewer dots? Write A, B, or "equal" if the groups match.

A ○ ○ ○ ○

B ○ ○

3. Which group has fewer dots? Write A, B, or "equal" if the groups match.

A ○

B ○

4. Which group has fewer dots? Write A, B, or "equal" if the groups match.

A ○ ○ ○

B ○ ○ ○ ○

5. Write a problem like question 1 with new numbers or objects. Solve it and show your work.

You can point, speak, draw, or write. Adults can note any help they give.



WORKSHEET OUTPOST | Kindergarten Math — Supported

Extra practice: find the smaller group

OW-K-051 E5 | Five questions

Success criteria
I can tell which group has more, which has fewer, or if they are equal.

Name: _____ Date: _____

Try each problem. Tell an adult how you solved it. The adult can write down your answers.

1. Which group has fewer dots? Write A, B, or "equal" if the groups match.

A ○ ○

B ○ ○ ○

2. Which group has fewer dots? Write A, B, or "equal" if the groups match.

A ○ ○ ○ ○

B ○ ○

3. Which group has fewer dots? Write A, B, or "equal" if the groups match.

A ○

B ○

4. Which group has fewer dots? Write A, B, or "equal" if the groups match.

A ○ ○ ○

B ○ ○ ○ ○

5. Write a problem like question 1 with new numbers or objects. Solve it and show your work.

You can point, speak, draw, or write. Adults can note any help they give.